

राज्य स्तरीय बैंकर्स समिति STATE LEVEL BANKERS' COMMITTEE

उत्तराखण्ड / UTTARAKHAND



प्रधानमंत्री
जन-धन
योजना
मुंबई, संकलन की कृपया

58 वीं बैठक 09 सितंबर, 2016

(समीक्षा 30 जून, 2016 त्रैमास तक)



संयोजक



भारतीय स्टेट बैंक

राज्य स्तरीय बैंकर्स समिति

प्रशासनिक कार्यालय

1, न्यू कैण्ट रोड, देहरादून

दूरभाष : 2742555, 2716065, 67

फैक्स : 0135-2742200

Website : <http://www.slbcuttarakhand.com>

Toll Free No. 1800-180-4167

राज्य स्तरीय बैंकर्स समिति, उत्तराखण्ड
माह जून 2016 तक के आंकड़ों का विवरण

| क्रम सं० | कार्यसूची का विवरण | पेज संख्या |
|--------------------------------------|--|-------------------|
| भाग - 'अ' - कार्य पालक सारांश | | |
| 1 | उत्तराखण्ड राज्य की एक झलक | 1 |
| 2 | मूल संकेतक | 3 |
| 3 | वार्षिक ऋण योजना 2016-17 | 5 |
| 4 | ऋण : जमा अनुपात तुलनात्मक विवरण | 6 |
| 5 | जिलावार ऋण : जमा अनुपात | 7 |
| 6 | उत्तराखण्ड प्रदेश की पंचायतों तथा गाँवों में बैंक शाखाओं तथा बैंक मित्रों का विवरण | 8 |
| 7 | केन्द्रीय सरकार एवं राज्य सरकार के महत्वपूर्ण परिपत्र | 9 |
| 8 | 57 वीं बैठक दिनांक 12 मई, 2016 के कार्य बिंदु/कार्य वृत्त | 15 |
| भाग - 'ब' - आँकड़ों का विवरण | | |
| 9 | ऋण : जमा अनुपात | -एस.एल.बी.सी.- 1 |
| 10 | वार्षिक ऋण योजना (प्राथमिक क्षेत्र) | -एस.एल.बी.सी.- 2 |
| 11 | वार्षिक ऋण योजना (गैर-प्राथमिक क्षेत्र) | -एस.एल.बी.सी.- 3 |
| 12 | किसान क्रेडिट कार्ड योजना | -एस.एल.बी.सी.- 4 |
| 13 | कृषि ऋणों के प्रवाह को दुगुना करने हेतु प्रगति | -एस.एल.बी.सी.- 5 |
| 14 | प्रधान मंत्री रोजगार सृजन कार्यक्रम | -एस.एल.बी.सी.- 6 |
| 15 | प्रधान मंत्री रोजगार सृजन कार्यक्रम के क्रियाकलाप | -एस.एल.बी.सी.- 7 |
| 16 | वीर चन्द्र सिंह गढ़वाली पर्यटन स्वरोजगार योजना | -एस.एल.बी.सी.- 8 |
| 17 | वीर चन्द्र सिंह गढ़वाली पर्यटन स्वरोजगार योजना के क्रियाकलाप | -एस.एल.बी.सी.- 9 |
| 18 | मनरेगा | -एस.एल.बी.सी.- 10 |
| 19 | ज्वाइंट लायबिलिटी ग्रुप | -एस.एल.बी.सी.- 11 |
| 20 | प्रधान मंत्री रोजगार योजना के क्रियाकलाप | -एस.एल.बी.सी.- 12 |
| 21 | डी0आई0आर0 एडवांसेज | -एस.एल.बी.सी.- 13 |
| 22 | एडवांसेज टू हैण्डलूम वीवर | -एस.एल.बी.सी.- 14 |
| 23 | स्पेशल कम्पोनेन्ट योजना की प्रगति | -एस.एल.बी.सी.- 15 |
| 24 | स्पेशल कम्पोनेन्ट योजना के क्रियाकलाप का विवरण | -एस.एल.बी.सी.- 16 |
| 25 | नेशनल अर्बन लाईवलीहुड मिशन योजना की प्रगति (NULM) | -एस.एल.बी.सी.- 17 |
| 26 | नेशनल अर्बन लाईवलीहुड मिशन योजना क्रियाकलाप का विवरण | -एस.एल.बी.सी.- 18 |

| | | |
|----|--|----------------------|
| 27 | नेशनल रुरल लाईवलीहुड मिशन योजना की प्रगति (NRLM) | - एस.एल.बी.सी.- 19 |
| 28 | नेशनल रुरल लाईवलीहुड मिशन योजना क्रियाकलाप का विवरण | - एस.एल.बी.सी.- 20 |
| 29 | हॉर्टिकल्चर फाइनेंसिंग | -एस.एल.बी.सी - 21 |
| 30 | के.वी.आई.सी./के.वी.आई.बी.(ब्याज में सब्सिडी) की प्रगति | -एस.एल.बी.सी.- 22 |
| 31 | सरलीकृत नवीन ऋण सह-अनुदान ग्रामीण आवास योजना की प्रगति | -एस.एल.बी.सी.- 23 |
| 32 | फसली ऋण बीमा योजनाओं का विवरण | -एस.एल.बी.सी.- 27 |
| 33 | राष्ट्रीय कृषि बीमा योजना | -एस.एल.बी.सी.- 28 |
| 34 | स्वयं सहायता समूह - बैंक लिंकेज प्रगति | -एस.एल.बी.सी.- 29 |
| 35 | स्वरोजगार एवं आर्टिजन क्रेडिट कार्ड | -एस.एल.बी.सी.- 30 |
| 36 | गृह ऋण - सभी योजनाओं की प्रगति | -एस.एल.बी.सी.- 31 |
| 37 | क्रेडिट गारंटी फण्ड ट्रस्ट ऑफ इण्डिया - बैंकवार प्रगति | -एस.एल.बी.सी.- 32 |
| 38 | सूक्ष्म, लघु एवम् मध्यम इकाईयों को ऋण वितरण | - एस.एल.बी.सी.- 33 |
| 39 | प्रधानमंत्री मुद्रा योजना के अंतर्गत प्रगति विवरण | - एस.एल.बी.सी.- 33 ए |
| 40 | रुग्ण इकाई-लघु उद्योग की स्थिति | -एस.एल.बी.सी.- 34 |
| 41 | एन.पी.ए. ऋणों का विवरण | -एस.एल.बी.सी.- 35 |
| 42 | राईटऑफ का बैंकवार खण्डवार विवरण | -एस.एल.बी.सी.- 36 |
| 43 | फोरेक्स बिजनेस | -एस.एल.बी.सी.- 37 |
| 44 | महिला लाभार्थियों को ऋण वितरण की स्थिति | -एस.एल.बी.सी.- 38 |
| 45 | अल्प संख्यक समुदायों को बैंक ऋण प्रवाह | -एस.एल.बी.सी.- 39 |
| 46 | वीवर क्रेडिट कार्ड | -एस.एल.बी.सी.- 40 |
| 47 | सरकारी ऋण योजनाओं में वसूली की स्थिति | -एस.एल.बी.सी.- 41 |
| 48 | प्राथमिक क्षेत्रों में बकायों पर वसूली की स्थिति | -एस.एल.बी.सी.- 42 |
| 49 | लम्बित वसूली प्रमाण पत्रों की स्थिति | -एस.एल.बी.सी.- 43 |
| 50 | शिक्षा ऋण की स्थिति | -एस.एल.बी.सी.- 44 |
| 51 | प्रधानमंत्री जन-धन योजना के अंतर्गत प्रगति का विवरण | - एस.एल.बी.सी.- 45 |
| 52 | टेक्नोलॉजी बेस्ड इन्फरमेशन | -एस.एल.बी.सी.- 45 ए |
| 53 | वित्तीय समावेशन-नो फिल खाते | -एस.एल.बी.सी.- 45 बी |
| 54 | सामान्य उद्देश्य क्रेडिट कार्ड (GPCC) | -एस.एल.बी.सी.- 46 |
| 55 | जमा खातों का सेगमेंटवाइज विवरण | -एस.एल.बी.सी.- 47 |
| 56 | अनुसूचित जाति -अनुसूचित जनजाति के ऋणों का विवरण | -एस.एल.बी.सी.- 49 |

उत्तराखण्ड राज्य की एक झलक (Uttarakhand -At a glance)



| | |
|---------------------------------|---|
| राज्य | - देश का सत्ताईसवां राज्य |
| राज्य का गठन | - 9 नवम्बर, 2000 |
| कुल क्षेत्रफल | - 53,484 वर्ग कि.मी. |
| कुल वन क्षेत्रफल | - 34,651 वर्ग कि.मी. |
| राजधानी | - देहरादून (अस्थाई) |
| सीमाएं | - अन्तर्राष्ट्रीय - चीन, नेपाल राष्ट्रीय - उत्तर प्रदेश, हिमाचल प्रदेश |
| कुल जिले | - 13 |
| उच्च न्यायालय | - नैनीताल |
| प्रति व्यक्ति आय | - ₹ 64,486/- से अधिक/ राष्ट्रीय औसत (₹ 54,527/-) |
| आय के प्रमुख स्रोत | - वन संपदा, जल संसाधन, जडी-बूटी, पर्यटन, तीर्थाटन, खनिज संपदा आदि। |
| प्रमुख खनिज | - चूना, पत्थर, मैग्नेसाइट, जिप्सम आदि। |
| प्रमुख फसलें | - धान, गेहूं, जौ, मंडुआ, झंगोरा, मक्का आदि। |
| प्रमुख फल | - सेब, लीची, पुलम, नाशपाती, माल्टा आदि। |
| प्रमुख नदियां | - भागीरथी, अलकनन्दा (गंगा), मन्दाकिनी, पिंडारी, टोन्स, यमुना, काली, नयार, भिलंगना, सरयू रामगंगा आदि। |
| प्रमुख पर्यटक एवं ऐतिहासिक स्थल | - नैनीताल, मसूरी, पौड़ी, अल्मोड़ा, रानीखेत, खिरसू चम्पावत, दरया, ओली, खतलिंग ग्लेशियर, वेदिनी बुग्याल, फुलों की घाटी, लौसडाँउन, लास्रामण्डल, पातालभुवनेश्वर, गंगोलीहाट, जौलजीवी, पूर्णागिरी, चितई, कटारमल, कौसानी, जागेश्वर, द्वाराहाट, सोमेश्वर, बैजनाथ, पिण्डारी ग्लेशियर, नानकमत्ता साहिब, टिहरी आदि। |
| प्रमुख धार्मिक तीर्थस्थल | - बदरीनाथ, केदारनाथ, गंगोत्री, यमुनोत्री, पंचकेदार, पंचबदरी, पंचप्रयाग, हरिद्वार, ऋषिकेश, हेमकुण्ड साहिब, पूर्णागिरी, चितई, कलियर शरीफ, नानकमत्ता साहिब, रीठा साहिब, आदि। |
| प्रमुख लोकगीत एवं लोकनृत्य | - झुमैला, थड्या, चौफला, रासौ, पण्डवाणा, तांदी, भडगीत, जागर, चांचरी, छपेली, पांडव, झोडा, छोलिया आदि। |
| त्योहार | - विश्व प्रसिद्ध कुंभ मेला/ अर्द्ध कुंभ मेला हरिद्वार में क्रमशः 12 वर्ष तथा 6 वर्ष के अन्तराल पर लगता है। इसके अतिरिक्त पिरान कलियर (रुड़की), देवीधुरी (चम्पावत), पूर्णागिरी मेला (चम्पावत), नन्दादेवी मेला (अल्मोड़ा), गौचर मेला (चमोली), बैसाखी (उत्तरकाशी) झण्डा मेला (देहरादून), उत्तराणी मेला (बागेश्वर), विशु मेला (जौनसार भाबर), माघ मेला (उत्तरकाशी) प्रति 12 वर्ष में आयोजित होने वाला विश्व की सबसे लम्बी पैदल धार्मिक |



मौसम

यात्रा नन्दादेवी राजजात यात्रा सहित कई स्थलों पर धार्मिक एवं सांस्कृतिक पृष्ठभूमि के स्थानीय मेलों व उत्सवों का आयोजन धूम-धाम से वर्ष भर होता रहता है।

- ग्रीष्म काल - मार्च से जून मध्य
- वर्षा काल - मध्य जून से मध्य सितम्बर
- शीत काल - मध्य सितम्बर से फरवरी तक।

राज्य पुष्प

- ब्रह्म कमल (*Saussurea obvallata*)

राज्य वन्य पशु

- कस्तूरी मृग (*Moschus chrysogaster*)

राज्य वृक्ष

- बुरांस (*Rhododendron arboreum*)

राज्य पक्षी

- मोनाल (*Lophoorus impejanus*)

उत्तराखण्ड की जनसंख्या (2011 की जनगणनानुसार)

| | |
|------------------|----------------------------|
| कुल जनसंख्या | - 1,01,16,752 |
| पुरुष | - 51,54,178 |
| महिलाएं | - 49,62,574 |
| लिंग अनुपात | - 964:1000 (महिला : पुरुष) |
| जनसंख्या घनत्व | - 189 प्रति वर्ग किमी. |
| साक्षरता प्रतिशत | - 80% |

प्रशासनिक इकाई

| | |
|--------------|-----------------|
| मण्डल | 02 |
| जिले | 13 |
| तहसील | 78 |
| विकासखण्ड | 95 |
| न्याय पंचायत | 671 |
| ग्राम सभा | 6,804 |
| नगर | 34 |
| राजस्व ग्राम | 16,606 |
| आबाद ग्राम | 15,580 |
| वन ग्राम | 194 |
| शहरी इकाइयां | 84 |
| कृषि भूमि | 753711 हेक्टेयर |
| सड़क मार्ग | 28000 कि०मी० |
| अस्पताल | 3,326 |
| स्कूल | 15,331 |

भाग – “अ”
कार्यपालक सारांश

KEY INDICATORS
ALL SCHEDULED COMMERCIAL BANK
INCLUDING RRBs IN UTTARAKHAND STATE
AS ON JUNE 2016

₹ In Crores

| Sl.No. | PARTICULARS | AS ON MARCH 2014 | AS ON MARCH 2015 | AS ON MARCH 2016 | AS ON JUNE 2016 | RBI B.MARKS |
|--------|---|------------------------|------------------------|------------------------|-----------------------|----------------|
| 1. | DEPOSITS @ | 75833 | 82660 | 91463 | 93720 | |
| | * | 13118 | 6827 | 8803 | 2257 | |
| | ** | 20.92 | 9.00 | 10.65 | 2.47 | |
| 2. | ADVANCES INCLUDING INVESTMENT | 50141 | 55132 | 58767 | 58598 | |
| 3. | CREDIT+INVESTMENT TO DEPOSIT RATIO | 66.12 | 66.70 | 64.25 | 62.52 | |
| 4. | ADVANCES(WITHIN STATE) (CS) | 32276 | 36462 | 40208 | 39827 | |
| | ADVANCES (FROM OUTSIDE STATE) (CU) | 13023 | 9766 | 9640 | 9753 | |
| | RIDF | 2693 | 3416 | 4316 | 4415 | |
| | TOTAL ADVANCES (CS+CU+RIDF) | 47992 | 49644 | 54164 | 53995 | |
| | * | 11755 | 1652 | 4520 | -169 | |
| | ** | 32.44 | 3.44 | 9.10 | -0.31 | |
| 5. | C.D. RATIO (%): WHOLE STATE | 63.29 | 60.06 | 59.22 | 57.61 | 60% |
| | RURAL | 56.45 | 56.00 | 64.00 | 61.00 | |
| | SEMI- URBAN | 71.31 | 60.00 | 64.00 | 60.00 | |
| | URBAN | 61.30 | 63.00 | 53.00 | 53.00 | |
| 6. | PRIORITY SECTOR ADVANCES (PSA) | 22484 | 24438 | 28093 | 28722 | |
| 7. | SHARE OF PSA IN ADVANCES (%) | 69.66 | 67.02 | 69.87 | 72.12 | 40% |
| 8. | AGRICULTURAL ADVANCES | 8697 | 9012 | 9711 | 10478 | |
| 9. | SHARE OF AGRICULTURAL IN ADVANCES (%) | 26.95 | 24.72 | 24.15 | 26.31 | 18% |
| 10. | MICRO & SMALL ENTERPRISES(MSE) CREDIT | 9590 | 10113 | 12405 | 12184 | |
| 11. | SHARE OF MSE CREDIT IN TOTAL ADV. (%) | 29.71 | 27.74 | 30.85 | 30.59 | |
| 12. | ADVANCES TO WEAKER SECTION TO ADVANCES(%) | 6589 | 7814 | 8662 | 9434 | |
| 13. | SHARE OF WEAKER SECTION TO ADVANCES(%) | 20.41 | 21.43 | 21.54 | 23.69 | 10% |
| 14. | DIR ADVANCES | 67.26 | 67.79 | 61.41 | 64.09 | |
| 15. | SHARE OF DRI TO ADVANCES (%) | 0.21 | 0.19 | 0.15 | 0.16 | 1% |
| 16. | ADVANCES TO WOMEN | 1706 | 1677 | 2210 | 2267 | |
| 17. | SHARE OF ADVANCES TO WOMEN (%) | 5.29 | 4.60 | 5.50 | 5.69 | 5% |
| 18. | ADVANCES TO MINORITIES | 2415 | 3287 | 6315 | 6327 | |
| 19. | SHARE OF ADVANCES TO MINORITIES(%) | 7.48 | 9.01 | 15.71 | 15.89 | |
| 20. | BRANCH NETWORK(In Nos.) | | | | | |
| | A. RURAL | 981 | 1073 | 1104 | 1101 | |
| | B. SEMI URBAN | 612 | 654 | 673 | 676 | |
| | C. URBAN/METRO | 354 | 390 | 426 | 430 | |
| | TOTAL ADVANCES (CS+CU+RIDF) | 1947 | 2117 | 2203 | 2207 | |

* GROWTH DURING THE YEAR
** % GROWTH DURING THE YEAR
CS CREDIT AS PER PLACE OF SANCTION

CU CREDIT AS PER PLACE OF UTILISATION
RIDF RURAL INFRASTRUCTURE
@ OIL DEPOSIT NOT INCLUDED

Contd....

TECHNOLOGY BASED INITIATIVES

(Progress made during the quarter)

| Bank led direct interventions | | | Bank led indirect interventions | | |
|-------------------------------|---|-------------------------------------|---------------------------------|---|------------|
| 1. | Online deposit facility of Govt. Taxes in Cyber Treasury. | All Branches of Major Banks. | 1 | No. of new Business correspondents appointed | 73 |
| 2. | No. of new exclusive micro finance branches opened. | NIL | 2. | No. of new Point of Sale (POS) machines installed (includes swapping machine of debit / credit cards) | 312 |
| 3. | No. of new ATMs opened | 39 | 3. | No. of new Kiosks opened | 32 |

Issues identified for follow – ups:

i) LEAD BANK SCHEME :

In view of the roll out of the Direct Benefit Transfer (DBT) in all districts of the state wef. 1st January 2015, LDMs to ensure that Aadhar details received from the District Administration / Concerned Department must be seeded in beneficiary bank accounts promptly by concerned banks without delay and uploaded on the NPCI Mapper on regular basis.

ii) BSNL – BROADBAND CONNECTIVITY :

Banks have identified 1397 SSAs / Clusters where Broadband Connectivity is not available. Out of these SSAs / Clusters, BSNL/TERM, Dehradun has advised that they have provided Broadband Connectivity at 40 locations & Wi - Max at 176 locations till date, but names of these locations are yet to be received from Telecom Department.

iii) STATE GOVERNMENT DEPARTMENTS :

Government of Uttarakhand has introduced the software for “**Online Creation of Charge on Land Records**” as security to Agricultural Loans given by banks. Trial run of this software is being conducted at selective bank branches. After successful operational run, State Government is requested to issue a suitable Notification for rolling out the same in all bank branches of Uttarakhand State.

iv) BANKS :

a) All banks to ensure the relief measures as per the guidelines issued by RBI/GOI so as to mitigate the hardship of farmers of the State on account of hailstorm / unseasonal rains.

b) Bank to monitor the progress of registration of CBS Bank account holders under Micro Insurance Schemes (PM-SBY & PM-JJBY), Atal Pension Yojana (APY) and Pradhan Mantri MUDRA Yojana (PMMY).

c) Banks are again requested to appoint BCs at identified centers allocated by SLBC, so as to provide basic banking facilities in every village of the state. Banks have opened **4** new branches during the quarter ended June, 2016.

वार्षिक ऋण योजना 2016-17

ANNUAL CREDIT PLAN 2016-17

(SLBC-2)

Funds to the order of ₹ 3,299 Crores had been deployed against the outlay of ₹ 16384 Crores, representing of achievement of 20% of A.C.P.

| | |
|------------------|------------------|
| Outlay (2016-17) | ₹ 16,38,482 Lacs |
| Achievement | ₹ 3,29,902 Lacs |
| %age Achievement | 20% |

Sector-wise credit deployment in A.C.P. 2016-17 is being explained in the following table. The Bank-wise/District-wise A.C.P. targets for 2016-17 and their achievements upto June, 2016 are placed at SLBC-2.

SECTORIAL PROFILE OF CREDIT DEPLOYMENT (2016-17)

(₹ In Lacs)

| Sector | Outlay | Achievement | Percentage |
|------------------------------|-------------------------|------------------------|-------------------|
| Crop Loan (a) | 5,75,296 | 1,22,465 | 21% |
| Term Loan (b) | 2,81,009 | 44,252 | 16% |
| Farm Sector (a)+(b) | 8,56,305 | 1,66,717 | 19% |
| Non-Farm Sector | 4,45,075 | 1,03,775 | 23% |
| Other Priority Sector | 3,37,103 | 59,410 | 18% |
| <u>Total</u> | <u>16,38,482</u> | <u>3,29,902</u> | <u>20%</u> |

ऋण - जमा अनुपात का तुलनात्मक विवरण

COMPARATIVE STATEMENT OF C:D RATIO

ANNEXURE - 1

| SL.No | NAME OF THE BANK | NO. OF BRANCHES | CD RATIO MARCH 14 | CD RATIO MARCH 15 | CD RATIO MARCH 16 | CD RATIO JUNE 16 |
|-------|---------------------------|-----------------|-------------------|-------------------|-------------------|------------------|
| 1 | State Bank of India | 399 | 55 | 54 | 55 | 53 |
| 2 | Punjab National Bank | 244 | 54 | 53 | 53 | 46 |
| 3 | Bank of Baroda | 120 | 66 | 66 | 62 | 59 |
| 4 | Oriental Bank of Commerce | 78 | 48 | 48 | 47 | 45 |
| 5 | Union Bank of India | 83 | 54 | 54 | 49 | 49 |
| 6 | Canara Bank | 81 | 59 | 58 | 56 | 59 |
| 7 | Central Bank of India | 41 | 29 | 27 | 29 | 28 |
| 8 | Punjab & Sind Bank | 44 | 47 | 49 | 54 | 48 |
| 9 | Allahabad Bank | 41 | 42 | 42 | 47 | 50 |
| 10 | UCO Bank | 55 | 35 | 35 | 42 | 41 |
| 11 | Indian Overseas Bank | 47 | 60 | 61 | 62 | 61 |
| 12 | State Bank of Patiala | 24 | 64 | 62 | 66 | 66 |
| 13 | Bank of India | 33 | 57 | 59 | 65 | 67 |
| 14 | Syndicate Bank | 46 | 68 | 68 | 42 | 42 |
| 15 | Vijaya Bank | 11 | 27 | 28 | 45 | 51 |
| 16 | Corporation Bank | 27 | 75 | 91 | 84 | 86 |
| 17 | Andhra Bank | 15 | 73 | 66 | 64 | 64 |
| 18 | Indian Bank | 12 | 25 | 22 | 24 | 24 |
| 19 | United Bank of India | 8 | 46 | 56 | 60 | 63 |
| 20 | State Bank of B&J | 3 | 42 | 41 | 41 | 42 |
| 21 | Bank of Maharashtra | 5 | 45 | 44 | 43 | 40 |
| 22 | Dena Bank | 17 | 75 | 75 | 85 | 66 |
| 23 | IDBI Bank | 31 | 46 | 45 | 48 | 47 |
| 24 | State Bank of Hyderabad | 5 | 156 | 165 | 186 | 171 |
| 25 | Uttarakhand G.B | 287 | 56 | 56 | 58 | 57 |
| 26 | Co-operative Bank | 262 | 73 | 52 | 57 | 59 |
| | (+14) Private Banks | 188 | 58 | 57 | 59 | 65 |
| | (41 Banks) TOTAL | 2207 | 60 | 58 | 55 | 53 |

जिलावार ऋण - जमा अन्पात
DISTRICT WISE C. D. RATIO
As on 30.06.2016

(Rs. In Crores)

| Sl. No. | Districts | No. of Branches | All Banks | | |
|------------------------|-------------|-----------------|--------------|--------------|-----------|
| | | | Deposit | *Advances | CD Ratio |
| 1 | DEHRADUN | 530 | 37171 | 11918 | 32 |
| 2 | UTTARKASHI | 63 | 1343 | 582 | 43 |
| 3 | HARDWAR | 261 | 15376 | 7401 | 48 |
| 4 | TEHRI | 129 | 3212 | 940 | 29 |
| 5 | PAURI | 196 | 5598 | 1386 | 25 |
| 6 | CHAMOLI | 92 | 2088 | 603 | 29 |
| 7 | RUDRAPRAYAG | 51 | 1267 | 754 | 60 |
| 8 | ALMORA | 145 | 3910 | 880 | 23 |
| 9 | BAGESHWAR | 50 | 1109 | 283 | 26 |
| 10 | PITHORAGARH | 102 | 2749 | 961 | 35 |
| 11 | CHAMPAWAT | 50 | 1253 | 358 | 29 |
| 12 | NAINITAL | 234 | 9967 | 4435 | 44 |
| 13 | U.S.NAGAR | 304 | 8679 | 9326 | 107 |
| Total | | 2207 | 93722 | 39827 | 42 |
| RIDF | | | | 4415 | |
| Sub Total | | 2207 | 93722 | 44242 | 47 |
| OUTSIDE ADVANCE | | | | 9753 | |
| Grand Total | | 2207 | 93722 | 53995 | 58 |

District wise C:D ratio differs because it does not include outside state advances and RIDF.

**केन्द्रीय सरकार
एवं
राज्य सरकार
के
महत्वपूर्ण परिपत्र**

F. No. 28/06/2016-CP- IF-II
Government of India
Ministry of Finance
Department of Financial Services

'Jeevan Deep' Building,
Parliament Street, New Delhi,
Dated: 28th March, 2016

To

The Chairmen/Chairpersons/ CMDs/ MD & CEOs of all Public Sector Banks.

Subject: Stand Up India – Guidelines & Identification of Eligible Borrowers

Sir/Madam,

This is in continuation of this Department's DO letter dated 20.03.2016 regarding launch event of Stand up India Scheme vide which it was advised to take advance steps, on priority, to process eligible loan applications in line with the guidelines of Stand Up India Scheme. Detailed guidelines of the scheme are enclosed herewith for reference.

2. Sanction letters are proposed to be handed over to a few beneficiaries at the launch event. Keeping in line with the requirement, it is requested that borrowers who stand qualified to be sanctioned loans in conformity with the 'Stand up India' guidelines may kindly be identified and the details sent to this Department by 30th March, 2016. This shall facilitate the process of selection of the final list of borrowers who could receive sanction letters directly from the Hon'ble PM.

Encl: As above.

Yours faithfully,



(Pankaj Jain)
Joint Secretary to Govt. of India
011-23747507

Guidelines for Stand up India Scheme

The objective of the Stand Up India scheme is to facilitate bank loans between Rs. 10 lakh and Rs. 1 Crore to at least one Scheduled Caste (SC) or Scheduled Tribe (ST) borrower and at least one woman borrower per bank branch for setting up a greenfield enterprise. This enterprise may be in manufacturing, services or the trading sector. In case of non-individual enterprises at least 51% of the shareholding and controlling stake should be held by either an SC/ST or Woman entrepreneur.

2. The Stand Up India scheme is based on recognition of the challenges faced by SC, ST and women entrepreneurs in setting up enterprises, obtaining loans and other support needed from time to time for succeeding in business. The scheme therefore endeavours to create an eco system which facilitates and continues to provide a supportive environment for doing business. The scheme, which covers all branches of Scheduled Commercial Banks, will be accessed in three potential ways:
 - o Directly at the branch or
 - o Through SIDBI's Stand Up India portal or
 - o Through the Lead District Manager ((LDM)
3. The portal will be the crucial interface layer for parameters/ metrics of the borrower (obtained through a set of about 8-10 questions listed below) and will provide information and feedback to such borrowers. A potential borrower will have the option of registering on the portal right away or simply visiting it and registering later. This portal may be accessed at home, at Common Service Centres (CSCs), through a bank branch (through the nodal officer for MUDRA at the branch) or through the LDM. In branches where internet access is restricted , the branch will guide the potential borrower to an internet access point till such time that the Stand Up portal is integrated with the Core Banking Solution (CBS) at the branch concerned

4. The approach of the Stand Up India portal, for handholding is based on obtaining answers to a set of relevant questions at the initial stage. These would be typically be:
- 1) Location of the borrower
 - 2) Category – SC/ ST/ Woman
 - 3) Nature of business planned
 - 4) Availability of place to operate the business.
 - 5) Assistance needed for preparing a project plan
 - 6) Requirement of skills/training (technical and financial).
 - 7) Details of present bank account.
 - 8) Amount of own investment into the project
 - 9) Whether help is needed to raise margin money
 - 10) Any previous experience in business

Based on the response, the portal provides relevant feedback and helps categorise the visitor to the portal as a **Ready Borrower** or a **Trainee Borrower**. Indicative process chart is given in Annexure.

Ready Borrower

5. In case the borrower requires no handholding support, then registration on the portal as a **Ready Borrower** starts the process of application for the loan at the selected bank. At this stage an application number will be generated and information about the borrower shared with the bank concerned, the LDM (posted in each district) and the relevant linked office of NABARD/ SIDBI. The offices of SIDBI and NABARD shall be designated Stand Up Connect Centres (SUCC). The loan application will now be generated and tracked through the portal.

Trainee Borrower

- 5.1 In cases where the borrower indicates a need for handholding, then registration as a **Trainee Borrower** on the portal will link the borrower to the LDM of the concerned district and the relevant office of SIDBI/ NABARD. This

process which would be electronic; could be done at the borrower's home by himself/ herself or at a CSC or through a bank branch by the officer dealing with MUDRA, as explained in paragraph 2.

5.2 SIDBI (84 offices) and NABARD (419 offices) as Stand Up India Connect Centres will then arrange for support for such trainee borrowers as requested in any of the following ways:

- a. For financial training – at the Financial Literacy Centres (FLCs)
- b. For skilling – at skilling centres (Vocational Training Centres - VTPs/ Other Centres -OCs)
- c. For EDPs – at MSME DIs/ District Industries Centres (DICs)/ Rural Self Employment Training Institutes (RSETIs)
- d. For work shed – DICs
- e. For margin money – offices related to margin money support schemes e.g. State SC Finance Corporation, Women's Development Corporation, State Khadi & Village Industries Board (KVIB), MSME-DIs etc.
- f. For mentoring support from established entrepreneurs – DICCI, Women Entrepreneur Associations, Trade bodies. Credible, well established NGOs can also be used for extending hand holding support.
- g. For utility connections – Offices of utility providers
- h. For DPRs – Project profiles available with SIDBI/ NABARD/ DICs

At any time, even after the loan has been sanctioned, any borrower may access the services of the Stand Up Connect Centres.

5.3 The LDM will monitor the process and work with local offices of SIDBI and NABARD for problem solving and easing bottlenecks. Based on the progress being achieved in each case and prima facie viability, the LDM will sensitise the concerned bank branch on potential cases likely to come up. Once this is done, SIDBI/ NABARD will meet concerned bank officials for further follow up. These organisations will also work with other organisations who are stakeholders such as the Dalit Indian Chambers of Commerce and Industry (DICCI), Women's Entrepreneur Associations etc.

- 5.4 Once hand holding requirements are adequately met to the satisfaction of the LDM and the trainee borrower, then a loan application will be generated through the portal.

Stand Up India Portal

6. The Stand Up India Portal is interactive. It hosts information about various entities providing handholding support to the borrower. This includes:
- Training : Technical or/ and Financial
 - DPR preparation
 - Margin money support
 - Shed / workplace identification
 - Raw material sourcing
 - Bill discounting
 - E-com registration
 - Registration for taxation
7. The Portal is designed to obtain application forms, gather and provide information, enable registration, provides links for handholding, assists in tracking and monitoring. As more facilities become available it shall be further refined into an end to end solution.
8. The Stand Up India scheme endeavours to create an eco system to make borrowers ready. This system is now meant for supporting Stand Up Borrowers but will be extended in due course to other schemes.

Nature of Loan

9. The loan shall be a Composite Loan i.e. to meet requirements of assets such as plant and machinery and working capital. It is expected to cover 75 % of project cost and the rate of interest would be lowest applicable rate of the bank for that category (rating) not to exceed (base rate (MCLR) + 3%+ tenor premium). It shall be repayable in up to 7 years with a moratorium of up to 18 months. A Rupay card will be issued to enable operation of the working capital component. (The stipulation of the loan being expected to cover 75% of the project cost would not

apply if the borrowers contribution along with convergence support from any other scheme exceeds 25% of the project cost)

Credit Guarantee/ Collateral

10. The scheme for Credit Guarantee for loans under Stand Up India has been notified (www.ncgtc.in). The norms in this respect are aligned with existing CGTMSE norms.

Margin Money

11. The Scheme envisages 25% margin money which can be provided in convergence with eligible Central / State schemes. While such schemes can be drawn upon for availing admissible subsidies or for meeting margin money requirements, in all cases, the borrower shall be required to bring in minimum of 10% of the project cost as own contribution. To illustrate, if a State scheme supports a borrower with 20% of the project cost as subsidy, then the borrower will be required to contribute at least 10% of the project cost. Any subsidy received by a unit which was not foreseen during loan appraisal will be credited to the loan account. In cases where a subsidy was included during appraisal but received after commissioning, the same may be released to the borrower to repay any loan taken for arranging margin money. A list of Central / State wise subsidy/incentive schemes will be provided on the Portal. New schemes will be added as they become available.

District Level Credit Committee

12. The District Level Credit Committee (DLCC) under the Collector with the LDM as Convenor shall periodically review cases of both types of borrowers, meeting at least once each quarter. SIDBI and NABARD officers will join the review meetings.

Assistance after loan disbursement

13. Events will be organised at District level, as frequently as necessary and at least once in each quarter, involving stakeholders to share best practices, review, problem solving and guide potential entrepreneurs. These events will also provide

means for facilitating registration for bill discounting services, e-market places, taxation etc. NABARD will organise these events with the support of SIDBI.

Grievance Redressal

14. Provision has been made in the portal for redressal of grievances of the borrower. The portal provides contact details of the officers/agencies in each bank designated to attend to grievances. A system for online submission of complaints and their subsequent tracking through the portal shall be developed. Feedback on disposal of the complaint is to be made available to the customer by the bank concerned.
15. Banks may determine requirements such as stock statements, insurance of assets created & reasonable processing fees.

Responsibilities of Stakeholders

Stand Up Connect Centres(SIDBI/ NABARD):

SIDBI:

- To operate and maintain the Stand Up India web portal
- Arrange for handholding support for Trainee Borrowers
- Liaise with banks for follow up in potential cases through LDM/SLBC
- Coordinate with LDM for easing bottlenecks
- Assist the SLBC and DLCC in reviews and monitoring
- Participate in Stand Up events organised by NABARD.

NABARD:

- Training of Trainers, LDMs, Bank officers for Stand Up India
- Arrange for handholding support for trainee borrowers
- Liaise with banks for follow up in potential cases through the LDM
- Coordinate with LDM for easing bottlenecks
- Assist the SLBC and DLCC in reviews and monitoring
- Organise events, as frequently as necessary and at least once in each quarter, for experience sharing etc. amongst stakeholders.

LDMs:

- Monitor progress of cases
- Serve as contact point for SIDBI/NABARD for easing bottlenecks.
- Sensitise bankers on potential borrowers.
- Follow up with concerned regional/zonal office of the respective bank to ensure timely processing/ sanction of loans as per time frame specified in Code of Bank's Commitment to Micro and Small Enterprises.
- Ensure that borrower's requirement of handholding support is satisfied to the extent possible.
- Convene DLCC meetings in the specified periodicity.
- Participate in quarterly events with stakeholders organised by NABARD.

DLCC:

- DLCC under the Collector to review progress periodically
- Grievance redressal at district level
- Assist in resolving issues, if any, relating to public utility services and work space for potential borrowers

Bank branches:

- Help potential borrowers in accessing the portal
- Process loan applications received online or in person
- Process loans within the timeframe as stipulated in Code of Bank's Commitment to SME borrower (Application for loan upto Rs.5 lakh within 2 weeks, between Rs. 5 – 25 lakh in 3 weeks, above Rs. 25 lakh in 6 weeks, from the date of receipt of application provided the application is complete in all respects and is accompanied by documents required)
- In case of rejection, reason to be made known to borrower as stipulated in the Code of Bank's Commitment to Customers.

- Grievance redressal at the bank level should be done in 15 days at the bank level as per Code of Bank's Commitment to Customers.
- Banks to put in place an internal mechanism for monitoring of scheme performance.

Borrowers:


- Access the portal or visit a bank branch and answer a short set of questions
- If categorised as a Trainee Borrower, then go through the sequence of handholding support, as applicable
- Arrange/ provide requisite documentation as required by the bank branch
- Attend quarterly events on experience sharing, best practices, problem solving etc.
- Set up and run the unit with due diligence.
- Make repayments in due time.

संख्या-1025 / XVIII-(2)/16-15(34)/2013

देहरादून:दिनांक 16 मई, 2016

कार्यालय ज्ञाप

उत्तराखण्ड आपदा न्यूनीकरण, प्रबन्धन तथा निवारण अधिनियम, 2005 (उत्तराखण्ड अधिनियम संख्या-29, वर्ष 2005) के अध्याय 11 की धारा 23 (1) के क्रम में अध्याय छ: की धारा 13 के अंतर्गत प्राप्त शक्तियों का प्रयोग करते हुए राज्य सरकार का समाधान हो जाने पर कि राज्य में माह अक्टूबर, 2015 से अप्रैल, 2016 तक वर्षा औसत से काफी कम हुई है तथा इसके फलस्वरूप उत्पन्न स्थिति के दृष्टिगत तथा कृषि विभाग द्वारा जिलाधिकारियों से संकलित सूचना के आधार पर राज्य के जनपद पिथौरागढ़, चम्पावत, अल्मोड़ा, बागेश्वर, नैनीताल, रुद्रप्रयाग एवं पौड़ी गढ़वाल में 33% से अधिक कृषि एवं औद्योगिक फसलों की क्षति हुई है। अतः राज्य के इन जिलों को कृषि सूखे (Agricultural Drought) से प्रभावित घोषित किये जाने का एतद् द्वारा निर्णय लिया गया है।



(शत्रुघ्न सिंह)
मुख्य सचिव

संख्या-1025 (1) / XVIII-(2)/2016-15(34)/2013 तददिनांक।

प्रतिलिपि निम्नलिखित को सूचनार्थ एवं आवश्यक कार्यवाही हेतु प्रेषित:-

1. महालेखाकार (लेखा एवं हकदारी), उत्तराखण्ड।
2. संयुक्त सचिव, गृह मंत्रालय (आपदा प्रबन्धन), भारत सरकार।
3. संयुक्त सचिव, कृषि मंत्रालय, सूखा प्रबन्धन, भारत सरकार।
4. समस्त अपर मुख्य सचिव, उत्तराखण्ड शासन।
5. समस्त प्रमुख सचिव/सचिव, उत्तराखण्ड शासन।
6. आयुक्त गढ़वाल एवं कुमाऊँ मण्डल, उत्तराखण्ड।
7. जिलाधिकारी, पिथौरागढ़, चम्पावत, अल्मोड़ा, बागेश्वर, नैनीताल, रुद्रप्रयाग एवं पौड़ी गढ़वाल उत्तराखण्ड।
8. सचिव, मा0 मुख्यमंत्री, उत्तराखण्ड शासन।
9. सचिव, श्री राज्यपाल, उत्तराखण्ड।
10. निजी सचिव, मा0 मुख्यमंत्री, उत्तराखण्ड शासन।
11. मुख्य स्थानिक आयुक्त, नई दिल्ली।
12. स्टाफ आफिसर, मुख्य सचिव, उत्तराखण्ड शासन।
13. महानिदेशक, सूचना एवं लोक सम्पर्क निदेशालय, देहरादून।
14. निदेशक, एन.आई.सी., सचिवालय परिसर, देहरादून।
15. प्रभारी अधिकारी, मीडिया सेन्टर, उत्तराखण्ड।
16. अधीक्षक, राजकीय प्रैस रूडकी को गजट के आगामी अंक में प्रकाशन हेतु।
17. गार्ड फाइल।

आज्ञा से,


(अमित्र सिंह नेगी)
सचिव

उत्तराखण्ड शासन
वित्त अनुभाग-9

संख्या- 266/XXVII(9)/2013/स्टाम्प-55/2009
देहरादून: दिनांक 02 जुलाई 2013

अधिसूचना

चूंकि राज्य सरकार का यह समाधान हो गया है कि लोकहित में ऐसा करना आवश्यक एवं समीचीन है;

अतः राज्यपाल, भारतीय स्टाम्प अधिनियम, 1899 (केन्द्रीय अधिनियम संख्या 2 वर्ष 1899) की धारा 9 की उपधारा (1) के खण्ड (क) द्वारा प्रदत्त शक्तियों का प्रयोग करके, अधिसूचना संख्या-209/XXVII(9)/2012/स्टाम्प-55/2009, दिनांक 15 मई, 2012 में आंशिक संशोधन करते हुए अधिसूचना में निहित उद्देश्यों के लिये आगामी 03 वर्षों अर्थात् दिनांक 01.04.2013 से 31.03.2016 की तारीख तक ₹ 5,00,000.00 (पांच लाख मात्र) तक के ऋण पर स्टाम्प शुल्क प्रभाय न किये जाने की सहर्ष स्वीकृति प्रदान करते हैं।

(राकेश शर्मा)
प्रमुख सचिव।

संख्या- 266 (1)/XXVII(9)/2013/स्टाम्प-55/2009, तदुदिनांकित।

प्रतिलिपि: निम्नांकित को सूचनार्थ एवं आवश्यक कार्यवाही हेतु प्रेषित:-

1. समस्त प्रमुख सचिव/सचिव, उत्तराखण्ड शासन।
2. मण्डलायुक्त, गढ़वाल/कुमायूँ, उत्तराखण्ड।
3. महानिरीक्षक, निबन्धन, उत्तराखण्ड, देहरादून।
4. महालेखाकार, उत्तराखण्ड, देहरादून।
5. उप-निदेशक, लिथो प्रेस, रुड़की को हिन्दी अधिसूचना की प्रति इस अनुरोध के साथ प्रेषित कि वह इसे गजट के आगामी अंक में प्रकाशित कर 100 प्रतियां शासन के वित्त अनुभाग-9 को उपलब्ध करा दें।
6. न्याय/विधायी अनुभाग, उत्तराखण्ड शासन।
7. गार्ड फाइल।

आज्ञा से,

(राकेश शर्मा)
प्रमुख सचिव।



AGRICULTURE INSURANCE COMPANY OF INDIA LIMITED (AIC)
Regional Office: 56, Rajpur Road (behind Hotel Classic), Dehradun – 248 001, Uttarakhand
Phone/Fax No.: 0135-2740244, E-mail- ro.dehradun@aicofindia.com

संदर्भ: AIC/UK/PMFBY/30/ KHARIF 2016

May 05, 2016

सेवा में,

Sir,

संदर्भ : प्रधानमंत्री फसल बीमा योजना मौसम खरीफ-2016 अधिसूचना एवं दिशा निर्देश।
Ref: NOTIFICATION & GUIDELINES - PMFBY - KHARIF 2016

We are pleased to inform you that the Government of Uttarakhand has issued the Government Order (GO) for implementation of **Pradhan Mantri Fasal Bima Yojana (PMFBY)** for **Rice & Ragi crops** in State during **Kharif 2016** season (copy enclosed). You are requested to peruse the GO to understand operational modalities and terms & conditions, and communicate the same to all crop loan disbursing Branches/PACs/agencies under your jurisdiction along with the guidelines specified hereunder. The Scheme is available to all the farmers, including share-croppers and tenants, growing notified crop(s) in the notified areas.

LOANEE FARMERS on Compulsory basis: Insurance coverage under PMFBY is compulsory for loanee farmers. Banks/PACs have to cover all those farmers under the scheme, who have got sanctioned/advanced/renewed credit limit up to **31-July-2016** and have availed crop loan during the period of **01-04-2016 to 31-07-2016** for notified crops.

NON-LOANEE Farmers on Optional basis: Non-loanee farmers can avail insurance coverage by submitting requisite premium, duly filled in proposal in the prescribed format (copy enclosed) along with desired documents through nearest Service Area Bank Branch or PACS where he/she has SB Account, or authorized representatives of AIC, or an authorized Insurance Intermediaries up to **31-07-2016**.

Unit of Insurance: Unit of Notified areas is 'Nyaya Panchayat/Clubbed Nyaya Panchayat' (in plain areas) and Tehsil/Clubbed Tehsils (in hilly areas)-list annexed to the aforesaid GO.

Remittance of premium: Nodal Banks will remit Premium through DDs/NEFT favoring Agriculture Insurance Company of India Limited - **Axis Bank A/c - 093010200004992**, payable at Dehradun. The Branch IFS Code- **UTIB0000093** may be utilized for NEFT purpose. **Consolidated** Declarations, along with list of farmers covered (Hard and Soft Copy) and premium have to be sent **Crop wise, Notified Area wise and category wise** within cut-off date mentioned in GO i.e. **15-08-2016** to this office, separately for Loanee and Non-Loanee farmers in the enclosed format.

Sum Insured (SI) and Premium: Sum Insured per hectare for both loanee and non-loanee farmers will be same and equal to the Scale of Finance as decided by the District Level Technical Committee, and pre-declared by SLCCCI and notified in notification. Sum Insured for individual farmer is equal to the Scale of Finance per hectare multiplied by area of the notified crop proposed by the farmer for insurance/Acreage mentioned in the KCCs/loan application.

सम्पन्न भारत की पहचान-बीमित फसल खुशहाल किसान

सोचो बीमा फसल की सोचो हमेशा ए०आई०सी०

Districts/Crops wise premium rates & sum insured are given below:

| Crop | Paddy | | Ragi | |
|-------------------|----------------------------|--------------|----------------------------|--------------|
| | Sum insured (₹/hectare) | Premium Rate | Sum insured (₹/hectare) | Premium Rate |
| CHAMOLI | 37800 | 1.19% | 20000 | 0.36% |
| DEHRADUN Hill | 68500 | 1.19% | 25700 | 0.46% |
| DEHRADUN Plain | 68500 | 1.94% | ---- | ---- |
| HARIDWAR | 62500 | 2.00% | ---- | ---- |
| PAURI GARHWAL | 35000 | 1.70% | 20000 | 0.46% |
| RUDRAPRAYAG | 37000 | 1.24% | 20000 | 0.36% |
| TEHRI GARHWAL | 35960 | 1.90% | 35960 | 0.36% |
| UTTARKASHI | 66555 | 1.80% | 28540 | 0.32% |
| ALMORA | 40000 | 1.25% | 19050 | 0.56% |
| BAGESHWAR | 34763 | 1.00% | 18375 | 0.78% |
| CHAMPAWAT | 37018 | 1.25% | 28000 | 1.80% |
| NAINITAL Hill | 70000 | 1.25% | 40000 | 1.25% |
| NAINITAL Plain | 70000 | 1.25% | ---- | ---- |
| PITHORAGARH | 37500 | 0.90% | 34000 | 1.00% |
| UDHAM SINGH NAGAR | 75000 | 0.95% | ---- | ---- |

Role & Responsibilities of Controlling Bank/ Nodal Bank/ Bank Branches/ PACS

- Communicate Notification, as well as other directives, guidelines, etc. to all agencies within their jurisdictional area. Ensure that all agencies within their jurisdictional area sanction additional loan component to loanee farmers towards premium payable by them.
- Ensure that all service (subordinate) bank branches within their jurisdictional area serve all non-loanee farmers desiring and eligible to take insurance cover under PMFBY. Such service will include opening bank account of non-loanee farmers, guiding them to fill up proposal forms, accepting premium from them and maintaining records etc.
- Lead bank/Nodal Bank/Bank Branch should ensure that all the eligible crop loans/seasonal operational loans taken for notified crop(s) are fully insured and the conditions stated in the declarations submitted have been complied with. No farmer should be deprived from insurance cover. Nodal banks therefore, should make all out efforts and pursue their branches for enrolling all eligible loanee farmers and interested non-loanee farmers under crop insurance. **In case, claims have arisen during crop season then respective bank and its branches would be responsible to make payment of the admissible claims to loanee farmers who were deprived from insurance cover to their crops.**
- Concerned Bank and it's branches should ensure submission to AIC within stipulated time the notified crop-wise, insurance unit-wise and category-wise Declarations in prescribed format, along with consolidated Premium payable separately for both loanee farmers and non-loanee farmers. **If Concerned Bank and it's branches keep the amount of premium collected beyond the defined timelines then they will be liable to pay interest (at prevailing rate of interest for saving account) for the delay period to the AIC.**
- Please read the guidelines printed on the reverse of the declaration/proposal before filling it. Care should be taken to furnish complete and accurate information in the declarations with respect to no. of farmers, acreage, notified areas, SI, etc. Premium computation should be done accurately, as per applicable rates. Remittance of excess premium shall not entitle for increase in sum insured. Declaration/Proposal forms for non-notified crops/areas or not as per terms & conditions specified in GO and Scheme shall not be accepted. Neither AIC or the State/Central Govt. shall be liable for any liability arising out of such non-acceptance or rejections of declarations.

सम्पन्न भारत की पहचान—बीमित फसल खुशहाल किसान

सोचो बीमा फसल की सोचो हमेशा ए०आई०सी०


- The Nodal Banks/Bank Branches may also collect/prepare the list of individual insured farmers with requisite details in prescribed format (copy enclosed) in soft & hard copy for further reconciliation and send the same to the AIC along with declaration within stipulated time and also upload the soft copy of insured details in crop insurance portal (www.agri-insurance.gov.in).
- AIC shall acknowledge all the declarations submitted by the banks mentioning the details of crop, area, sum insured etc. The banks should cross check with their records and aberrations, if any, should be brought to the notice of the AIC immediately. If no response is received from banks within 15 days, the details given in the acknowledgement shall be considered final and no changes would be accepted later on.
- Under administrative mechanism, banks are designated as terminal service points for farmers. Hence, it is their duty to ensure compulsory coverage of all eligible loanee farmers and all interested non-loanee farmers. In case of any misreporting by Nodal Bank / branch / PACS in case of farmers coverage, concerned bank only will be liable for such misreporting and its consequences.
- To credit the claim proceeds of PMFBY received from AIC to respective beneficiary bank account within seven days. **If Bank Branches/Nodal banks keep the claims amount beyond the defined timelines then they will be liable to pay interest (at prevailing rate of interest for saving account) for the delay period to the eligible farmers.** The list of beneficiary cultivators with claim amount shall be displayed by the Branch/PACS. The Banks shall issue a certificate to the insurer that entire money received for settlement of claims has already been credited into the account of beneficiaries. Soft copy of beneficiaries farmers may also be uploaded in crop insurance portal by Bank branch/PACS through Nodal Banks.
- AIC reserves the right to verify all the concerned records, if deemed necessary. Bank Branches/PACSs shall maintain all controls and records for insurable crops under KCC, proposal forms, other relevant documents, and statements. **Nodal Bank/Bank Branch will be eligible for payment of Service Charge of 4% of the net premium paid.**

We look forward to your co-operation in smooth and successful implementation of the Scheme for all the eligible farmers. You are welcome to contact us in case of any query/clarification/help in this regard on phone nos. 0135-2740233/44 or e-mail ID ro.dehradun@aicofindia.com.

In case of Grievance, please contact the Grievance Redressal Officer at phone no. 0135-2740244, Mob.-9411393141, email-ro.dehradun@aicofindia.com. Grievance can also be registered on-line by visiting our website: www.aicofindia.com

Regards,

Yours sincerely,


(Dr. Shatrughan Prasad)
Regional Manager

- Encl.: Copy of GO; Declaration forms, Proposal forms, listing sheet of farmers covered etc.

CIN:U74999DL2002PLC118123

सम्पन्न भारत की पहचान—बीमित फसल खुशहाल किसान
सोचो बीमा फसल की सोचो हमेशा ए०आई०सी०

**राज्य स्तरीय बैंकर्स समिति,
उत्तराखण्ड की
57वीं बैठक
दिनांक 12 मई, 2016
के
कार्य बिंदु/कार्य वृत्त**

राज्य स्तरीय बैंकर्स समिति, उत्तराखंड
57वीं बैठक दिनांक 12 मई, 2016 से संबंधित कार्य बिन्दु

| क्र.सं | कार्य बिन्दु | कृत कार्रवाई |
|--------|---|---|
| 1 | <p>राज्य सरकार से संबंधित कार्य बिंदुओं का विवरण :</p> <p>क) बैंक द्वारा भूमि अभिलेखों पर ऑन-लाइन प्रभार का सृजन करने हेतु अधिसूचना जारी करना।</p> <p>ख) बैंकों द्वारा "वसूली प्रमाण पत्र" को ऑन-लाइन फाइलिंग करने की सुविधा करना।</p> <p>ग) बैंकों द्वारा ₹ 5 लाख तक के वित्तपोषित स्वयं सहायता समूहों को कृषि ऋणों की भाँति "स्टॉम्प शुल्क" से विमुक्त रखना।</p> <p>घ) बैंकों द्वारा वित्तपोषित ₹ 5 लाख तक के बैंक कृषि ऋणों पर स्टॉम्प शुल्क पर छूट करना।</p> <p>ड) एन.पी.ए. - एस.एच.जी. को पुनः सक्रिय करने हेतु योजना का विवरण बैंकों को उपलब्ध कराना।</p> | <p>राज्य सरकार से संबंधित कार्य बिंदुओं का विवरण निम्नवत् है :</p> <p>क) राज्य सरकार से कार्रवाई प्रतीक्षित।</p> <p>ख) राज्य सरकार से कार्रवाई प्रतीक्षित।</p> <p>ग) राज्य सरकार से कार्रवाई प्रतीक्षित।</p> <p>घ) राज्य सरकार द्वारा दिनांक 30 जून, 2016 को एक वर्ष (01.04.2016 से 31.03.2017) के लिए ₹ 5 लाख तक के कृषि ऋण पर स्टॉम्प शुल्क की छूट से संबंधित अधिसूचना जारी कर दी गयी है।</p> <p>ड) एस.एच.जी. के एन.पी.ए. को कम करने हेतु प्रमुख सचिव (ग्राम्य विकास), उत्तराखंड शासन की अध्यक्षता में बैठक की गयी, जिसमें निर्णय लिया गया कि एन.पी.ए. राशि को एक मुश्त भुगतान करने पर देय ब्याज राशि राज्य सरकार द्वारा वहन किया जाएगा। इस हेतु उत्तराखंड शासन द्वारा दिशानिर्देश जारी करने की प्रक्रिया प्रगति में है।</p> |

| <p>2</p> | <p>सरकार द्वारा प्रायोजित विभिन्न ऋण योजनाओं पर सरकारी विभागों, बैंकों एवं अग्रणी जिला प्रबंधक हेतु कार्य बिंदु का विवरण :</p> <p>वित्तीय वर्ष 2016-17 हेतु लक्ष्य निर्धारण और आवेदन पत्रों का प्रथम, द्वितीय एवं तृतीय त्रैमास में क्रमशः 33%, 33% एवं 34% प्रेषण करना।</p> <p>क) प्रधानमंत्री मुद्रा योजना में अधिक से अधिक संख्या में ऋण वितरित करना।</p> <p>ख) राष्ट्रीय ग्रामीण आजीविका मिशन के लक्ष्यों की प्राप्ति सुनिश्चित करना।</p> <p>ग) राष्ट्रीय शहरी आजीविका मिशन के लक्ष्यों की प्राप्ति सुनिश्चित करना।</p> | <p>इस संबंध में राज्य सरकार के संबंधित विभागों द्वारा दिए गए दिशानिर्देशों का अनुपालन किया जा रहा है।</p> <p>क) “मुद्रा योजना” के अंतर्गत 30 जून, 2016 तक दिए गए ऋणों की स्थिति निम्नवत् है :</p> <table border="1" data-bbox="753 898 1433 1205"> <thead> <tr> <th>योजना</th> <th>ऋणियों की संख्या</th> <th>ऋण राशि (₹ लाखों में)</th> </tr> </thead> <tbody> <tr> <td>शिशु</td> <td>2420</td> <td>1020</td> </tr> <tr> <td>किशोर</td> <td>2742</td> <td>6496</td> </tr> <tr> <td>तरुण</td> <td>633</td> <td>4786</td> </tr> <tr> <td>कुल</td> <td>5795</td> <td>12302</td> </tr> </tbody> </table> <p>ख) बैंक शाखाओं को आवंटित लक्ष्यों प्राप्ति सुनिश्चित करने हेतु निर्देशित कर दिया गया है एवं अग्रणी जिला प्रबंधक द्वारा प्रगति की निगरानी की जा रही है।</p> <table border="1" data-bbox="753 1420 1433 1570"> <thead> <tr> <th>प्राप्त आवेदन</th> <th>स्वीकृत आवेदन</th> <th>वितरित आवेदन</th> <th>निरस्त आवेदन</th> </tr> </thead> <tbody> <tr> <td>188</td> <td>83</td> <td>38</td> <td>04</td> </tr> </tbody> </table> <p>ग) बैंक शाखाओं को आवंटित लक्ष्यों प्राप्ति सुनिश्चित करने हेतु निर्देशित कर दिया गया है एवं अग्रणी जिला प्रबंधक द्वारा प्रगति की निगरानी की जा रही है।</p> <table border="1" data-bbox="753 1818 1433 1968"> <thead> <tr> <th>प्राप्त आवेदन</th> <th>स्वीकृत आवेदन</th> <th>वितरित आवेदन</th> <th>निरस्त आवेदन</th> </tr> </thead> <tbody> <tr> <td>539</td> <td>123</td> <td>82</td> <td>31</td> </tr> </tbody> </table> | योजना | ऋणियों की संख्या | ऋण राशि (₹ लाखों में) | शिशु | 2420 | 1020 | किशोर | 2742 | 6496 | तरुण | 633 | 4786 | कुल | 5795 | 12302 | प्राप्त आवेदन | स्वीकृत आवेदन | वितरित आवेदन | निरस्त आवेदन | 188 | 83 | 38 | 04 | प्राप्त आवेदन | स्वीकृत आवेदन | वितरित आवेदन | निरस्त आवेदन | 539 | 123 | 82 | 31 |
|---------------|---|---|--------------|------------------|-----------------------|------|------|------|-------|------|------|------|-----|------|-----|------|-------|---------------|---------------|--------------|--------------|-----|----|----|----|---------------|---------------|--------------|--------------|-----|-----|----|----|
| योजना | ऋणियों की संख्या | ऋण राशि (₹ लाखों में) | | | | | | | | | | | | | | | | | | | | | | | | | | | | | | | |
| शिशु | 2420 | 1020 | | | | | | | | | | | | | | | | | | | | | | | | | | | | | | | |
| किशोर | 2742 | 6496 | | | | | | | | | | | | | | | | | | | | | | | | | | | | | | | |
| तरुण | 633 | 4786 | | | | | | | | | | | | | | | | | | | | | | | | | | | | | | | |
| कुल | 5795 | 12302 | | | | | | | | | | | | | | | | | | | | | | | | | | | | | | | |
| प्राप्त आवेदन | स्वीकृत आवेदन | वितरित आवेदन | निरस्त आवेदन | | | | | | | | | | | | | | | | | | | | | | | | | | | | | | |
| 188 | 83 | 38 | 04 | | | | | | | | | | | | | | | | | | | | | | | | | | | | | | |
| प्राप्त आवेदन | स्वीकृत आवेदन | वितरित आवेदन | निरस्त आवेदन | | | | | | | | | | | | | | | | | | | | | | | | | | | | | | |
| 539 | 123 | 82 | 31 | | | | | | | | | | | | | | | | | | | | | | | | | | | | | | |

| | <p>घ) स्पेशल कम्पोनेंट प्लान के लक्ष्यों की प्राप्ति सुनिश्चित करना।</p> <p>ड) अल्पसंख्यक स्वरोजगार योजना के लक्ष्यों की प्राप्ति सुनिश्चित करना।</p> | <p>घ) बैंक शाखाओं को आवंटित लक्ष्यों प्राप्ति सुनिश्चित करने हेतु निर्देशित कर दिया गया है एवं अग्रणी जिला प्रबंधक द्वारा प्रगति की निगरानी की जा रही है।</p> <table border="1" data-bbox="746 477 1445 622"> <thead> <tr> <th>प्राप्त आवेदन</th> <th>स्वीकृत आवेदन</th> <th>वितरित आवेदन</th> <th>निरस्त आवेदन</th> </tr> </thead> <tbody> <tr> <td>235</td> <td>167</td> <td>129</td> <td>36</td> </tr> </tbody> </table> <p>ड) बैंक शाखाओं को आवंटित लक्ष्यों प्राप्ति सुनिश्चित करने हेतु निर्देशित कर दिया गया है एवं अग्रणी जिला प्रबंधक द्वारा प्रगति की निगरानी की जा रही है।</p> | प्राप्त आवेदन | स्वीकृत आवेदन | वितरित आवेदन | निरस्त आवेदन | 235 | 167 | 129 | 36 |
|---------------|--|---|---------------|---------------|--------------|--------------|-----|-----|-----|----|
| प्राप्त आवेदन | स्वीकृत आवेदन | वितरित आवेदन | निरस्त आवेदन | | | | | | | |
| 235 | 167 | 129 | 36 | | | | | | | |
| <p>3</p> | <p>विभिन्न सामाजिक योजनाओं में अग्रणी जिला प्रबंधक एवं बैंकों हेतु कार्य बिंदु :</p> <p>क) प्रधानमंत्री जन-धन योजना :</p> <p>i) आधार संख्या सिडिंग एवं मोबाइल संख्या सिडिंग सभी खातों में पूर्ण करना।</p> <p>ii) सभी खातों हेतु रु-पे डेबिट कार्ड एवं पिन डिलीवरी में वृद्धि करना।</p> <p>iii) बैंक मित्र या बी.सी. की नियुक्ति करना।</p> <p>ख) वित्तीय समावेशन - ब्रॉड बैंड कनेक्टिविटी को सोलर वी.-सैट अथवा अन्य माध्यमों से पूर्ण करना।</p> <p>ग) सामाजिक सुरक्षा योजना :</p> | <p>सामाजिक योजनाओं की प्रगति निम्नवत् है :</p> <p>क) प्रधानमंत्री जन-धन योजना :</p> <p>i) बैंकों द्वारा 30 जून, 2016 तक 25,73,730 खाताधारकों के खातों में आधार संख्या एवं 10,88,061 खातों में मोबाइल संख्या की सीडिंग कर दी गयी है।</p> <p>ii) बैंकों द्वारा 30 जून, 2016 तक 18,91,620 खाताधारकों को रु-पे डेबिट कार्ड एवं पिन डिलीवर कर दिए गए हैं।</p> <p>iii) बैंकों द्वारा अब तक 1,863 बी.सी. नियुक्त कर दिए गए हैं।</p> <p>ख) संबंधित बैंकों द्वारा 1181 कनेक्टिविटी रहित क्षेत्रों में से 569 स्थानों पर सोलर वी.-सैट स्थापित करने के लिए प्रस्ताव नाबार्ड को प्रेषित कर दिए हैं।</p> <p>ग) सामाजिक सुरक्षा योजना के अंतर्गत प्रगति निम्नवत् रही है :</p> | | | | | | | | |

| | <p>i) प्रधानमंत्री सुरक्षा बीमा योजना में वृद्धि करना तथा उनका नवीनीकरण किया जाए।</p> <p>ii) प्रधानमंत्री जीवन ज्योति बीमा योजना में वृद्धि करना तथा उनका नवीनीकरण किया जाए।</p> <p>iii) अटल पेंशन योजना में लाभार्थियों की संख्या में वृद्धि करना।</p> <p>घ) वित्तीय साक्षरता हेतु कैम्पों का आयोजन करना।</p> <p>ड) आरसेटी संस्थाओं द्वारा स्वरोजगार हेतु प्रशिक्षण कार्यक्रमों का आयोजन करना।</p> | <p>i) 14,26,420 व्यक्तियों का पंजीकरण किया जा चुका है।</p> <p>ii) 3,91,742 व्यक्तियों का पंजीकरण किया जा चुका है।</p> <p>iii) 11,029 व्यक्तियों का पंजीकरण किया जा चुका है।</p> <p>घ) सभी जिलों में बैंकों द्वारा दिनांक 30 जून, 2016 तक 840 वित्तीय साक्षरता कैम्प का आयोजन किया गया है।</p> <p>ड) वर्तमान वित्तीय वर्ष में सभी जिलों में दिनांक 30 जून, 2016 तक “ आरसेटी संस्थाओं ” द्वारा 68 प्रशिक्षण कार्यक्रमों आयोजित कर 1796 व्यक्तियों का कौशल विकास किया गया।</p> | | | | | | | | | | | | | | | | | | | | | |
|-----------------------|---|--|--------|----------------|---------|--------|------|------------|--------------|------|-----------|--------------|------|------------|------------------|------|------------|-----------------------|------|-----------|-----|-------|------------|
| <p>4</p> | <p>बैंकों एवं अग्रणी जिला प्रबंधक से संबंधित कार्य बिंदुओं का विवरण :</p> <p>क) वार्षिक ऋण योजना वित्तीय वर्ष 2016-17 के लक्ष्यों की शत प्रतिशत प्राप्ति करना।</p> | <p>बैंकों एवं अग्रणी जिला प्रबंधक से संबंधित कार्य बिंदुओं का विवरण निम्नवत् है :</p> <p>क) भारतीय रिजर्व बैंक के मानकानुसार वित्तीय वर्ष 2016-17 के प्रथम त्रैमास की समाप्ति तक वार्षिक ऋण योजना के लक्ष्य के सापेक्ष बैंकों द्वारा 15 % से अधिक की उपलब्धि दर्ज कर ली गयी है।</p> <p>01.04.2016 से 30.6.2016 तक (₹ करोड़ों में)</p> <table border="1" data-bbox="742 1630 1444 2056"> <thead> <tr> <th>सेक्टर</th> <th>वार्षिक लक्ष्य</th> <th>उपलब्धि</th> </tr> </thead> <tbody> <tr> <td>फसल ऋण</td> <td>5753</td> <td>1225 (21%)</td> </tr> <tr> <td>फार्म सेक्टर</td> <td>2810</td> <td>443 (16%)</td> </tr> <tr> <td>फार्म सेक्टर</td> <td>8563</td> <td>1668 (19%)</td> </tr> <tr> <td>नॉन फार्म सेक्टर</td> <td>4451</td> <td>1038 (23%)</td> </tr> <tr> <td>अन्य प्राथमिक क्षेत्र</td> <td>3371</td> <td>594 (18%)</td> </tr> <tr> <td>कुल</td> <td>16385</td> <td>3300 (20%)</td> </tr> </tbody> </table> | सेक्टर | वार्षिक लक्ष्य | उपलब्धि | फसल ऋण | 5753 | 1225 (21%) | फार्म सेक्टर | 2810 | 443 (16%) | फार्म सेक्टर | 8563 | 1668 (19%) | नॉन फार्म सेक्टर | 4451 | 1038 (23%) | अन्य प्राथमिक क्षेत्र | 3371 | 594 (18%) | कुल | 16385 | 3300 (20%) |
| सेक्टर | वार्षिक लक्ष्य | उपलब्धि | | | | | | | | | | | | | | | | | | | | | |
| फसल ऋण | 5753 | 1225 (21%) | | | | | | | | | | | | | | | | | | | | | |
| फार्म सेक्टर | 2810 | 443 (16%) | | | | | | | | | | | | | | | | | | | | | |
| फार्म सेक्टर | 8563 | 1668 (19%) | | | | | | | | | | | | | | | | | | | | | |
| नॉन फार्म सेक्टर | 4451 | 1038 (23%) | | | | | | | | | | | | | | | | | | | | | |
| अन्य प्राथमिक क्षेत्र | 3371 | 594 (18%) | | | | | | | | | | | | | | | | | | | | | |
| कुल | 16385 | 3300 (20%) | | | | | | | | | | | | | | | | | | | | | |

| | |
|--|--|
| <p>ख) ऋण-जमा अनुपात में वृद्धि हेतु जिले में गठित उप-समिति के सुझावों पर कार्रवाई करना।</p> <p>ग) प्रधानमंत्री फसल बीमा योजना का प्रचार-प्रसार एवं लागू किया जाना।</p> <p>घ) एम.एस.एम.ई. ऋणों में वृद्धि हेतु कार्ययोजना पर कार्रवाई करना।</p> <p>ड) एन.पी.ए. ऋणों की वसूली करना।</p> <p>i) वसूली प्रमाण पत्रों में कार्रवाई।</p> <p>ii) लम्बित एफ.आई.आर. में कार्रवाई।</p> <p>iii) सरफेसी एक्ट में कार्रवाई।</p> <p>iv) कोर्ट में लम्बित मामलों में कार्रवाई।</p> <p>v) लोक अदालत में कार्रवाई।</p> | <p>ख) सभी जिलों में ऋण-जमा अनुपात बढ़ाने हेतु गठित उप-समिति की बैठक में लिए गए निर्णयानुसार, क्षेत्र विशेष योजनाओं के तहत बैंकों द्वारा ऋण उपलब्ध कराये जा रहे हैं।</p> <p>ग) समस्त जिलों के वित्तीय साक्षरता केंद्रों एवं ग्रामीण शाखाओं द्वारा अपने-अपने क्षेत्र में नियमित अंतराल पर कैम्प आयोजित कर जनसाधारण को बैंकिंग एवं सुरक्षा व फसल बीमा योजना से संबंधित जानकारियाँ प्रदान करायी गयी है।</p> <p>घ) उद्योग विभाग द्वारा एम.एस.एम.ई. सेक्टर में ऋण प्रवाह को बढ़ाने हेतु "एकल खिड़की सगुमता" सुविधा को लागू किया गया है, ताकि छोटे उद्योगों को सुगमतापूर्वक ऋण उपलब्ध हो सके।</p> <p>ड) संबंधित कार्य बिंदुओं पर प्रगति निम्नवत् है :</p> <p>i) बैंकों द्वारा जारी किए गए 18,495 वसूली प्रमाण पत्रों के विरुद्ध राजस्व विभाग द्वारा अब तक 1839 पत्रों पर ₹ 688.80 लाख की वसूली की गयी है।</p> <p>ii) सूचना प्रतीक्षित।</p> <p>iii) सूचना प्रतीक्षित।</p> <p>iv) सूचना प्रतीक्षित।</p> <p>v) सूचना प्रतीक्षित।</p> |
|--|--|

| | | |
|-----------------|--|--|
| <p>5</p> | <p>नाबार्ड से संबंधित कार्य बिंदुओं का विवरण :</p> <p>क) स्वयं सहायता समूहों के बैंक लिंकेज हेतु एन.जी.ओ. तथा अग्रणी जिला प्रबंधकों एवं डी.डी.एम. की कार्यशाला आयोजित करना।</p> <p>ख) वित्तीय समावेशन हेतु बैंकों की कार्यशाला आयोजित करना।</p> <p>ग) परिपक्व स्वयं सहायता समूहों की सूची ब्लाक एवं जिला स्तर पर उपलब्ध कराना।</p> <p>घ) वित्तीय साक्षरता से संबंधित सामग्री उपलब्ध कराना।</p> <p>ड) वित्तीय समावेशन से संबंधित सोलर वी.-सैट आवेदनों पर कार्रवाई करना।</p> | <p>नाबार्ड से संबंधित कार्य बिंदुओं का विवरण निम्नवत् है :</p> <p>क) नाबार्ड द्वारा दिनांक 01 जून, 2016 को स्वयं सहायता समूहों से संबंधित कार्यशाला आयोजित की गयी, जिसमें अग्रणी जिला प्रबंधक, डी.डी.एम., निदेशक (आरसेटी) एवं प्रमुख एन.जी.ओ. के साथ बैंक लिंकेज बढ़ाने पर चर्चा की गयी।</p> <p>ख) वित्तीय समावेशन हेतु दिनांक 04 जुलाई, 2016 को बैंकों हेतु कार्यशाला का आयोजन किया गया।</p> <p>ग) नाबार्ड से सूचना प्रतीक्षित है।</p> <p>घ) नाबार्ड द्वारा बैंकों को वित्तीय साक्षरता से संबंधित सामग्री उपलब्ध करायी जा रही है।</p> <p>ड) नाबार्ड से सूचना प्रतीक्षित है।</p> |
| <p>6</p> | <p>भारतीय रिजर्व बैंक से संबंधित कार्य बिंदुओं का विवरण :</p> <p>क) समस्त बैंकों की वित्तीय साक्षरता हेतु कार्यशाला का आयोजन करना।</p> <p>ख) विभिन्न बैंकिंग ऋण योजनाओं में बैंकों का मार्गदर्शन करना।</p> <p>ग) एस.एल.बी.एस., उत्तराखंड के त्रैमासिक आँकड़ों के समय पर प्रेषण हेतु बैंकों को निर्देशित करना।</p> | <p>भारतीय रिजर्व बैंक द्वारा की गयी कार्रवाई निम्नवत् है :</p> <p>क) बैंकों द्वारा वित्तीय साक्षरता से संबंधित किए गए कार्यों की समीक्षा भारतीय रिजर्व बैंक द्वारा मासिक अंतराल पर की जाती है।</p> <p>ख) संदर्भित विषय पर भारतीय रिजर्व बैंक द्वारा बैंकों को सुझाव एवं मार्गदर्शन प्रदान किया जा रहा है।</p> <p>ग) भारतीय रिजर्व बैंक ने सभी बैंकों को पुनः निर्देशित किया है कि जून, 2016 के त्रैमासिक आँकड़े (विवरण 1 से 49) एस.एल.बी.सी., उत्तराखंड वेबपोर्टल पर दिनांक 20 जुलाई, 2016 तक अप-लोड करना सुनिश्चित करें।</p> |

| | | |
|---|--|--|
| 7 | <p>सभी बैंक नियंत्रक, जून, 2016 की त्रैमासिक एस.एल.बी.सी. विवरणी 1-49 पूर्णतः जाँच करने के उपरांत सही एवं वास्तविक आँकड़े, दिनांक 15 जुलाई, 2016 तक एस.एल.बी.सी. की वेबसाइट www.slbcuttarakhand.com पर ऑन-लाइन प्रेषण करें।</p> <p>(कार्रवाई - सभी बैंक / अग्रणी जिला प्रबन्धक)</p> | <p>भारतीय रिजर्व बैंक की दिशानिर्देशों के अनुरूप एस.एल.बी.सी., उत्तराखंड द्वारा ऑन-लाइन डाटा प्रेषण हेतु वेबपोर्टल (www.slbcuttarakhand.com/login/banklogin.aspx) के माध्यम से ही सदस्य बैंक अपने त्रैमासिक आँकड़ों का प्रेषण दिनांक 15 जुलाई, 2016 तक था, लेकिन कई बैंकों द्वारा विवरणी भेजने के पश्चात भी आँकड़ों में परिवर्तन कराए हैं। सभी बैंक सुनिश्चित करें कि भविष्य में सही एवं वास्तविक आँकड़ों का प्रेषण ही निर्धारित तिथि तक अनिवार्य रूप से कर दें।</p> |
|---|--|--|

राज्य स्तरीय बैंकर्स समिति, उत्तराखंड

57वीं बैठक दिनांक 12 मई, 2016

कार्यवृत्त

राज्य स्तरीय बैंकर्स समिति, उत्तराखंड की 57वीं बैठक दिनांक 12 मई, 2016 को श्री रणवीर सिंह जी, अपर मुख्य सचिव, उत्तराखंड शासन की अध्यक्षता में संपन्न हुई। इस बैठक में सचिव (वित्त), उत्तराखंड शासन; क्षेत्रीय निदेशक, भारतीय रिजर्व बैंक, देहरादून एवं कानपुर; मुख्य महाप्रबंधक, नाबार्ड; महाप्रबंधक, भारतीय स्टेट बैंक, समस्त बैंक एवं शासकीय विभागों के शीर्ष अधिकारियों तथा अग्रणी जिला प्रबंधकों / बीमा कंपनियों के साथ महत्वपूर्ण बिंदुओं पर चर्चा की गयी।

बैठक में सर्वप्रथम अपर मुख्य सचिव, उत्तराखंड शासन एवं मंचासीन शीर्ष अधिकारियों द्वारा एस.एल.बी.सी., उत्तराखंड द्वारा बैंकों हेतु तैयार वार्षिक ऋण योजना वर्ष 2016-17 की पुस्तिका का विमोचन किया गया, जिसमें कुल ₹ 16,385 करोड़ का लक्ष्य निर्धारित किया गया है।

श्री बी. के. दास, महाप्रबंधक, भारतीय स्टेट बैंक

महाप्रबंधक, भारतीय स्टेट बैंक ने अपर मुख्य सचिव, सचिव (वित्त) उत्तराखंड, राज्य के प्रशासनिक अधिकारी, भारतीय रिजर्व बैंक, नाबार्ड, बीमा कंपनियों, एवं बैंकों के उच्च अधिकारियों का एस.एल.बी.सी. की 57वीं बैठक में पधारने पर स्वागत एवं अभिनन्दन किया। उन्होंने राज्य की आर्थिक स्थिति में सुधार लाने में समस्त बैंकों द्वारा किए गए विशेष कार्यों एवं उपायों से सदन को अवगत कराया।

एम.एस.एम.ई. :

उन्होंने कहा कि एम.एस.एम.ई. क्षेत्र में बैंकों ने रु. 17,829 करोड़ के ऋण वितरित किए हैं, जिसमें से ₹ 4,859 करोड़ सूक्ष्म इकाइयों को वितरित किए गए हैं और प्रधानमंत्री मुद्रा योजना के तहत मार्च, 2016 तक कुल ₹ 1,386 करोड़ के ऋण उपलब्ध कराए गए हैं। पी.एम.ई.जी.पी. के अंतर्गत निर्धारित 1,036 आवेदन के लक्ष्य के सापेक्ष 1,134 व्यक्तियों को ऋण वितरित किए गए हैं।

स्वयं सहायता समूह :

उन्होंने अवगत कराया कि राज्य के प्रमुख बैंकों ने 01 से 20 मार्च, 2016 तक 4,984 ग्राम स्तरीय जागरूकता कैम्प आयोजित कर 1,641 स्वयं सहायता समूह का बैंक लिंकेज किया गया।

उन्होंने राज्य सरकार से पुनः अनुरोध किया कि एस.एच.जी. को दिए जाने वाले ₹ 5.00 लाख तक के ऋणों को स्टॉम्प शुल्क से मुक्त रखने का अधिसूचना जारी करें, ताकि समूह बैंक ऋण लेने में आगे आ सकें।

ब्रॉड बैंड कनेक्टिविटी :

उन्होंने सभी बैंकों से आग्रह किया कि राज्य में उनके कार्य क्षेत्र में जहाँ ब्रॉड बैंड कनेक्टिविटी उपलब्ध नहीं है, वहाँ सोलर वी.-सैट स्थापित करने हेतु नाबार्ड को प्रस्ताव प्रेषित करें, जिसके लिए प्रति वी.-सैट लगभग ₹ 4.00 लाख की वित्तीय सहायता प्रदान की जा रही है।

“इस पर सचिव (वित्त), उत्तराखंड शासन ने बैंकों को निर्देशित किया कि वे 12 जून, 2016 तक अपने प्रस्ताव नाबार्ड को अनिवार्य रूप से प्रस्तुत कर दें।”

ऋण-जमा अनुपात :

उन्होंने सदन को बताया कि मार्च, 2016 में राज्य का ऋण-जमा अनुपात लगभग 59 % है, जो पिछली तिमाही से 01 प्रतिशत अधिक है, फिर भी इसे बढ़ाने के लिए सभी बैंकों को प्रभावी कदम उठाने होंगे।

वार्षिक ऋण योजना 2015-16 के लक्ष्य ₹ 14,524 के सापेक्ष बैंकों ने ₹ 12,973 करोड़ के ऋण वितरित किए हैं, जोकि 89% है।

आरसेटी

उत्तराखंड ग्रामीण बैंक के अनुरोध पर आरसेटी संस्थान, पिथौरागढ़ के परिचालन का कार्य भारतीय स्टेट बैंक द्वारा किए जाने पर सहमति हुई है, जिसके लिए एस.एल.बी.सी., उत्तराखंड द्वारा स्वीकृति प्रदान की गयी है।

जिला रुद्रप्रयाग एवं चम्पावत में आरसेटी संस्थान हेतु प्रशासन द्वारा आवंटित भूमि, भवन निर्माण के लिए उपयुक्त नहीं है, इसलिए शासन से अनुरोध है कि वैकल्पिक भूमि उपलब्ध कराए जाने की समुचित व्यवस्था की जाए।

अंत में उन्होंने सदन में उपस्थित सभी का धन्यवाद किया और विश्वास प्रकट किया कि सभी बैंक, राज्य सरकार के सहयोग से राज्य के विकास में प्रत्यनशील रहेंगे।

डा. रणवीर सिंह, अपर मुख्य सचिव, उत्तराखंड शासन

अपर मुख्य सचिव, उत्तराखंड शासन ने सुझाव देते हुए निर्देशित कि ऋण-जमा अनुपात बढ़ाने के लिए जिला स्तरीय एक कमेटी का गठन किया जाए, जो स्थानीय संसाधन एवं संभाव्यता आधारित बैंकयोग्य स्कीम बनाएं, जिससे ऋण राशि प्रति व्यक्ति अधिक उलब्ध करायी जा सके। उन्होंने कहा कि प्रधानमंत्री फसल बीमा योजना के प्रति कृषकों को जागरूक किया जाए ताकि बैंकों द्वारा उनकी फसलों का बीमा अनिवार्य रूप से करवाया जा सके और उसकी जानकारी जनसाधारण तक पहुँचाई जाए।

उन्होंने बैंकों को निर्देशित किया कि सरकार द्वारा प्रायोजित ऋण योजनाओं के अंतर्गत संबंधित विभागों द्वारा प्रेषित किए गए आवेदनों को बैंक बिना किसी विशेष कारण बताए, आवेदन वापस / निरस्त न करें और साथ ही साथ विभागों को चाहिए कि वे आवेदनों को डिजिटाइजेशन कर ऑन-लाइन प्रणाली के माध्यम से बैंकों को प्रेषित करेंगे तो आवेदनों के संबंध में प्रगति को मॉनिटर किया जा सकेगा। उन्होंने कहा कि एस.एच.जी. द्वारा निर्मित उत्पादों को ई-मार्केटिंग के माध्यम से विपणन की व्यवस्था की जाए ताकि वे ऑन-लाइन शॉपिंग पोर्टल पर अपने उत्पाद बेच सकें।

श्री अमित नेगी, सचिव (वित्त), उत्तराखंड शासन

सचिव (वित्त), उत्तराखंड शासन ने कहा कि विगत में बैंकों द्वारा जिस अनुपात में ग्राम स्तरीय जागरूकता कैम्प आयोजित किए गए उस अनुपात में एस.एच. जी. लिंकेज नहीं हो पाए हैं। इस हेतु उन्होंने बैंकों से कहा कि वे पुनः कैम्प आयोजित करें और अधिक से अधिक संख्या में एस.एच.जी. लिंकेज करवाएं और वित्तीय समावेशन के अंतर्गत आधार कार्ड को बैंक खातों से लिंक किया जाए।

सचिव (वित्त), उत्तराखंड शासन ने सदन को आश्वासन दिया कि ₹ 5.00 लाख तक के एस.एच.जी. ऋण को स्टॉम्प शुल्क से मुक्त रखने की शासकीय अधिसूचना शीघ्र निर्गत कर दी जाएगी।

उन्होंने संबंधित विभागों को पुनः निर्देशित किया कि ऋण आवेदन पत्र बैंकों को प्रथम, द्वितीय एवं तृतीय तिमाहियों में क्रमशः 33%, 33% एवं 34% के अनुपात में प्रेषित करना सुनिश्चित करें।

श्रीमती के. एस. ज्योत्सना, महाप्रबंधक, भारतीय रिजर्व बैंक, देहरादून

महाप्रबंधक, भारतीय रिजर्व बैंक, देहरादून ने कहा कि बैंक अपने-अपने कार्यक्षेत्रों में नियमित रूप से वित्तीय साक्षरता कैम्प आयोजित कर जनसाधारण को बैंकिंग सुविधाओं से संबंधित जानकारियों के प्रति जागरूक करें।

उन्होंने अग्रणी जिला प्रबंधकों को निर्देशित किया कि सरकार द्वारा प्रायोजित विभिन्न ऋण योजनाओं के आवेदन पत्रों का शाखाओं में नियमित रूप निगरानी करें एवं निर्धारित समयसीमा के अंदर ही उनका निस्तारण करवाएं।

श्री डी. एन. मगर, मुख्य महाप्रबंधक, नाबार्ड

मुख्य महाप्रबंधक, नाबार्ड ने बैंकों से कहा कि ग्राम्य स्तरीय एस.एच.जी. कैम्प आयोजित करने से संबंधित जानकारी / प्रस्ताव शीघ्र नाबार्ड को प्रस्तुत करें, ताकि बैंक शाखाओं को प्रति कैम्प हेतु ₹ 1000/- की धनराशि सहायतार्थ उपलब्ध करायी जा सके। साथ ही उन्होंने अवगत कराया कि इसका द्वितीय चरण शीघ्र ही आरम्भ किया जाएगा।

श्री एम. बी. दिवाकर, उप महाप्रबंधक, भारतीय स्टेट बैंक

महाप्रबंधक, भारतीय स्टेट बैंक ने डा. श्री रणवीर सिंह, अपर मुख्य सचिव एवं सभी शीर्ष अधिकारियों को 57वीं एस.एल.बी.सी. बैठक में पधारने एवं मार्गदर्शन देने के लिये हार्दिक धन्यवाद किया। उन्होंने सभी बैंकों की ओर से आश्वासन दिया कि अधिक से अधिक ऋण वितरित कर, राज्य में ऋण प्रवाह में बढ़ोतरी करेंगे।

उन्होंने बैठक में पधारे शासन के उच्च अधिकारियों, भारतीय रिजर्व बैंक, नाबार्ड, सहयोगी बैंकों, बीमा कंपनियों से आये अधिकारियों का सहयोग एवं सहभागिता के लिये और मीडिया बंधुओं को बैठक की कार्रवाई की कवरेज करने पर धन्यवाद दिया।

भाग-“ ब ”
आँकड़ों का विवरण

CREDIT DEPOSIT RATIO OF ALL BANKS

Position as on 30TH JUNE 2016

(in Crores)

| S. No. | Name of the Bank | No. of Br. | Total Deposit | Total Advances | C:D Ratio | Investment | Adv+Inv | C+I:D Ratio | Total Agri | SSI | Serv. | Others | Total \$ PSA | Adv. To W/S | SC/ST |
|----------|-----------------------|-------------|---------------|----------------|-----------|-------------|--------------|-------------|--------------|-------------|-------------|-------------|--------------|-------------|-------------|
| 1 | S.B.I. | 399 | 27216 | 14371 | 53 | 2483 | 16854 | 62 | 1554 | 1262 | 825 | 2105 | 5746 | 3101 | 369 |
| 2 | P.N.B. | 244 | 18565 | 8519 | 46 | 0 | 8519 | 46 | 1713 | 1156 | 808 | 540 | 4217 | 1032 | 347 |
| 3 | B.O.B. | 120 | 4329 | 2559 | 59 | 0 | 2559 | 59 | 971 | 274 | 858 | 213 | 2316 | 686 | 55 |
| A | Total L.B. | 763 | 50110 | 25449 | 51 | 2483 | 27932 | 56 | 4237 | 2692 | 2491 | 2858 | 12278 | 4819 | 772 |
| 4 | O.B.C. | 78 | 4286 | 1945 | 45 | 0 | 1945 | 45 | 472 | 131 | 443 | 276 | 1322 | 467 | 89 |
| 5 | U.B.I. | 83 | 3589 | 1776 | 49 | 0 | 1776 | 49 | 409 | 125 | 209 | 190 | 933 | 285 | 6 |
| 6 | Canara Bank | 81 | 2127 | 1259 | 59 | 0 | 1259 | 59 | 110 | 204 | 302 | 154 | 770 | 64 | 46 |
| 7 | C.B.I. | 41 | 1944 | 540 | 28 | 0 | 540 | 28 | 83 | 103 | 124 | 111 | 420 | 80 | 4 |
| 8 | P.& S.B. | 44 | 1137 | 544 | 48 | 0 | 544 | 48 | 170 | 21 | 153 | 105 | 448 | 123 | 3 |
| 9 | ALL. Bank | 41 | 1795 | 900 | 50 | 0 | 900 | 50 | 236 | 129 | 186 | 173 | 724 | 127 | 168 |
| 10 | UCO Bank | 55 | 1196 | 486 | 41 | 0 | 486 | 41 | 65 | 6 | 106 | 94 | 272 | 400 | 16 |
| 11 | I.O.B. | 47 | 1601 | 970 | 61 | 0 | 970 | 61 | 96 | 29 | 164 | 111 | 400 | 9 | 3 |
| 12 | S.B.Patiala | 24 | 832 | 552 | 66 | 0 | 552 | 66 | 113 | 82 | 140 | 114 | 449 | 103 | 3 |
| 13 | Bank of India | 33 | 1160 | 776 | 67 | 0 | 776 | 67 | 116 | 78 | 81 | 81 | 356 | 57 | 12 |
| 14 | Syn. Bank | 46 | 987 | 411 | 42 | 0 | 411 | 42 | 8 | 26 | 62 | 96 | 192 | 7 | 14 |
| 15 | Vijaya Bank | 11 | 204 | 105 | 51 | 0 | 105 | 51 | 11 | 10 | 7 | 28 | 55 | 3 | 2 |
| 16 | Corpn. Bank | 27 | 414 | 355 | 86 | 0 | 355 | 86 | 94 | 31 | 100 | 55 | 281 | 77 | 5 |
| 17 | Andhra Bank | 15 | 273 | 175 | 64 | 0 | 175 | 64 | 7 | 64 | 66 | 49 | 186 | 5 | 4 |
| 18 | Indian Bank | 12 | 347 | 84 | 24 | 0 | 84 | 24 | 31 | 12 | 13 | 12 | 67 | 9 | 8 |
| 19 | United Bank | 8 | 118 | 74 | 63 | 0 | 74 | 63 | 2 | 27 | 3 | 42 | 75 | 0 | 1 |
| 20 | S.B.B.& J. | 3 | 163 | 68 | 42 | 0 | 68 | 42 | 0 | 8 | 17 | 11 | 37 | 1 | 0 |
| 21 | B.O.M. | 5 | 113 | 46 | 40 | 0 | 46 | 40 | 2 | 18 | 10 | 17 | 48 | 12 | 2 |
| 22 | Dena Bank | 17 | 438 | 291 | 66 | 0 | 291 | 66 | 36 | 20 | 26 | 27 | 110 | 4 | 7 |
| 23 | IDBI Bank | 31 | 1383 | 657 | 47 | 0 | 657 | 47 | 104 | 140 | 103 | 26 | 372 | 100 | 8 |
| 24 | S.B.Hyd. | 5 | 91 | 156 | 171 | 0 | 156 | 171 | 0 | 69 | 26 | 12 | 108 | 0 | 2 |
| B | Total N-L.B. | 707 | 24199 | 12168 | 50 | 0 | 12168 | 50 | 2165 | 1333 | 2342 | 1783 | 7623 | 1932 | 404 |
| C | Total (A+B) | 1470 | 74309 | 37616 | 51 | 2483 | 40099 | 54 | 6402 | 4025 | 4834 | 4641 | 19902 | 6751 | 1175 |
| 25 | U.GB. | 286 | 3398 | 1935 | 57 | 0 | 1935 | 57 | 448 | 142 | 491 | 345 | 1426 | 456 | 271 |
| 26 | U.P.G.B. | 1 | 12 | 5 | 40 | 0 | 5 | 40 | 4 | 0 | 0 | 0 | 5 | 4 | 3 |
| D | Total R.R.B. | 287 | 3410 | 1939 | 57 | 0 | 1939 | 57 | 452 | 142 | 491 | 345 | 1431 | 460 | 274 |
| 27 | Co-op. Bank | 262 | 7143 | 4236 | 59 | 2119 | 6354 | 89 | 2107 | 589 | 796 | 446 | 3938 | 1404 | 339 |
| E | Total Coop. | 262 | 7143 | 4236 | 59 | 2119 | 6354 | 89 | 2107 | 589 | 796 | 446 | 3938 | 1404 | 339 |
| F | Total (C+D+E) | 2019 | 84862 | 43791 | 52 | 4602 | 48393 | 57 | 8961 | 4756 | 6120 | 5433 | 25270 | 8615 | 1789 |
| 28 | Nainital Bank | 69 | 2009 | 1337 | 67 | 0 | 1337 | 67 | 465 | 105 | 349 | 52 | 971 | 201 | 31 |
| 29 | Axis Bank | 29 | 1872 | 896 | 48 | 2 | 898 | 48 | 422 | 54 | 145 | 1 | 621 | 123 | 44 |
| 30 | ICICI bank | 31 | 1786 | 850 | 48 | 0 | 850 | 48 | 82 | 27 | 125 | 224 | 457 | 53 | 7 |
| 31 | HDFC Bank | 29 | 1647 | 1697 | 103 | 0 | 1697 | 103 | 259 | 61 | 199 | 322 | 841 | 235 | 12 |
| 32 | J & k Bank | 1 | 126 | 23 | 18 | 0 | 23 | 18 | 0 | 0 | 0 | 10 | 10 | 0 | 0 |
| 33 | Fedral Bank | 1 | 66 | 34 | 52 | 0 | 34 | 52 | 1 | 19 | 0 | 7 | 26 | 0 | 0 |
| 34 | IndusInd Bank | 1 | 106 | 184 | 172 | 0 | 184 | 172 | 10 | 1 | 73 | 0 | 84 | 13 | 1 |
| 35 | Karna. Bank | 4 | 194 | 83 | 43 | 0 | 83 | 43 | 1 | 5 | 14 | 7 | 27 | 1 | 0 |
| 36 | S.Indian Bank | 1 | 70 | 28 | 39 | 0 | 28 | 39 | 0 | 0 | 0 | 0 | 0 | 0 | 0 |
| 37 | St.Char. Bank | 1 | 53 | 0 | 0 | 0 | 0 | 0 | 0 | 0 | 0 | 0 | 0 | 0 | 0 |
| 38 | Yes Bank | 9 | 673 | 332 | 49 | 0 | 332 | 49 | 73 | 43 | 33 | 0 | 149 | 10 | 0 |
| 39 | Kotak Mahi. | 8 | 242 | 322 | 133 | 0 | 322 | 133 | 206 | 11 | 40 | 2 | 260 | 182 | 1 |
| 40 | Bhartiya M.B. | 4 | 14 | 6 | 41 | 0 | 6 | 41 | 0 | 2 | 2 | 1 | 5 | 0 | 0 |
| 41 | BANDHAN | 0 | 0 | 0 | 0 | 0 | 0 | 0 | 0 | 0 | 0 | 0 | 0 | 0 | 0 |
| G | Total Pvt Bank | 188 | 8858 | 5789 | 65 | 2 | 5790 | 65 | 1517 | 327 | 981 | 627 | 3452 | 818 | 95 |
| H | All Bank (F+G) | 2207 | 93720 | 49580 | 53 | 4603 | 54183 | 58 | 10478 | 5083 | 7101 | 6060 | 28722 | 9434 | 1884 |
| | RIDF | 0 | 0 | 4415 | 0 | 0 | 4415 | 0 | 0 | 0 | 0 | 0 | 0 | 0 | 0 |
| | Total (H+RIDF) | 2207 | 93720 | 53995 | 58 | 4603 | 58598 | 63 | 10478 | 5083 | 7101 | 6060 | 28722 | 9434 | 1884 |

Contd.

(in Crores)

| S. No. | Name of the Bank | No. of Branches | | | | | Pending Lic | | Deposits | | | | |
|----------|-------------------------------|-----------------|------------|------------|----------|-------------|-------------|----------|--------------|--------------|--------------|-----------------|--------------|
| | | R | SU | U | M | Total | <6M | >6M | R | SU | U | Total | |
| | | | | | | | | | Amt. | Amt. | Amt. | No. | Amt. |
| 1 | S.B.I. | 266 | 71 | 62 | 0 | 399 | 0 | 0 | 11557 | 7632 | 8027 | 4171072 | 27216 |
| 2 | P.N.B. | 146 | 50 | 48 | 0 | 244 | 0 | 0 | 4260 | 5482 | 8822 | 3149244 | 18565 |
| 3 | B.O.B. | 57 | 39 | 24 | 0 | 120 | 0 | 0 | 909 | 1594 | 1826 | 1110423 | 4329 |
| A | Total Lead Banks | 469 | 160 | 134 | 0 | 763 | 0 | 0 | 16726 | 14708 | 18676 | 8430739 | 50110 |
| 4 | O.B.C. | 25 | 32 | 21 | 0 | 78 | 0 | 0 | 1179 | 1346 | 1761 | 740778 | 4286 |
| 5 | U.B.I. | 32 | 28 | 23 | 0 | 83 | 0 | 0 | 485 | 1017 | 2087 | 257193 | 3589 |
| 6 | Canara Bank | 31 | 29 | 21 | 0 | 81 | 0 | 0 | 314 | 725 | 1088 | 471092 | 2127 |
| 7 | C.B.I. | 10 | 16 | 15 | 0 | 41 | 0 | 0 | 204 | 531 | 1209 | 2656654 | 1944 |
| 8 | P.&S.B. | 20 | 15 | 9 | 0 | 44 | 0 | 0 | 478 | 332 | 327 | 248916 | 1137 |
| 9 | ALL. Bank | 9 | 22 | 10 | 0 | 41 | 1 | 0 | 240 | 699 | 856 | 347234 | 1795 |
| 10 | UCO Bank | 19 | 24 | 12 | 0 | 55 | 0 | 0 | 255 | 334 | 607 | 194661 | 1196 |
| 11 | I.O.B. | 22 | 16 | 9 | 0 | 47 | 0 | 0 | 203 | 621 | 776 | 162940 | 1601 |
| 12 | S.B.Patiala | 3 | 15 | 6 | 0 | 24 | 0 | 0 | 19 | 356 | 457 | 125310 | 832 |
| 13 | Bank of India | 9 | 18 | 6 | 0 | 33 | 2 | 0 | 111 | 641 | 408 | 248580 | 1160 |
| 14 | Syn. Bank | 9 | 25 | 12 | 0 | 46 | 0 | 0 | 58 | 239 | 689 | 111604 | 987 |
| 15 | Vijaya Bank | 1 | 6 | 4 | 0 | 11 | 0 | 0 | 2 | 83 | 119 | 44079 | 204 |
| 16 | Corp. Bank | 7 | 12 | 8 | 0 | 27 | 0 | 0 | 39 | 104 | 270 | 149735 | 414 |
| 17 | Andhra Bank | 1 | 7 | 7 | 0 | 15 | 0 | 0 | 2 | 103 | 169 | 52601 | 273 |
| 18 | Indian Bank | 1 | 7 | 4 | 0 | 12 | 0 | 0 | 6 | 166 | 176 | 65010 | 347 |
| 19 | United Bank | 0 | 3 | 5 | 0 | 8 | 0 | 0 | 0 | 15 | 103 | 37094 | 118 |
| 20 | S.B.B.&J. | 0 | 0 | 3 | 0 | 3 | 0 | 0 | 0 | 0 | 163 | 16072 | 163 |
| 21 | B.O.M. | 0 | 2 | 3 | 0 | 5 | 0 | 0 | 0 | 22 | 91 | 30726 | 113 |
| 22 | Dena Bank | 2 | 9 | 6 | 0 | 17 | 0 | 0 | 1 | 64 | 374 | 75901 | 438 |
| 23 | IDBI Bank | 11 | 15 | 5 | 0 | 31 | 0 | 0 | 120 | 402 | 861 | 204821 | 1383 |
| 24 | S.B.Hyd. | 0 | 2 | 3 | 0 | 5 | 0 | 0 | 0 | 38 | 53 | 1033 | 91 |
| B | Total Non-Lead Banks | 212 | 303 | 192 | 0 | 707 | 3 | 0 | 3716 | 7838 | 12644 | 6242034 | 24199 |
| C | Total N. Banks (A + B) | 681 | 463 | 326 | 0 | 1470 | 3 | 0 | 20442 | 22546 | 31320 | 14672773 | 74309 |
| 25 | U.GB. | 229 | 43 | 14 | 0 | 286 | 0 | 0 | 2394 | 764 | 240 | 1477328 | 3398 |
| 26 | U.P.G.B. | 1 | 0 | 0 | 0 | 1 | 0 | 0 | 12 | 0 | 0 | 7554 | 12 |
| D | Total R.R.B. | 230 | 43 | 14 | 0 | 287 | 0 | 0 | 2406 | 764 | 240 | 1484882 | 3410 |
| 27 | Co-op. Bank | 147 | 76 | 39 | 0 | 262 | 0 | 0 | 2445 | 2108 | 2591 | 1221882 | 7143 |
| E | Total Cooperative | 147 | 76 | 39 | 0 | 262 | 0 | 0 | 2445 | 2108 | 2591 | 1221882 | 7143 |
| F | Total (C+D+E) | 1058 | 582 | 379 | 0 | 2019 | 3 | 0 | 25293 | 25418 | 34151 | 17379537 | 84862 |
| 28 | Nainital Bank | 29 | 33 | 7 | 0 | 69 | 0 | 0 | 484 | 1267 | 258 | 431178 | 2009 |
| 29 | Axis Bank | 8 | 12 | 9 | 0 | 29 | 0 | 0 | 182 | 875 | 815 | 155757 | 1872 |
| 30 | ICICI bank | 1 | 18 | 12 | 0 | 31 | 0 | 0 | 0 | 913 | 873 | 0 | 1786 |
| 31 | HDFC Bank | 4 | 17 | 8 | 0 | 29 | 0 | 0 | 28 | 618 | 1001 | 287093 | 1647 |
| 32 | J & k Bank | 0 | 0 | 1 | 0 | 1 | 0 | 0 | 0 | 126 | 0 | 3207 | 126 |
| 33 | Fedral Bank | 0 | 0 | 1 | 0 | 1 | 0 | 0 | 0 | 0 | 66 | 304 | 66 |
| 34 | IndusInd Bank | 0 | 0 | 1 | 0 | 1 | 0 | 0 | 0 | 0 | 106 | 5149 | 106 |
| 35 | Karna. Bank | 0 | 2 | 2 | 0 | 4 | 0 | 0 | 0 | 21 | 174 | 38735 | 194 |
| 36 | S.Indian Bank | 0 | 0 | 1 | 0 | 1 | 0 | 0 | 0 | 0 | 70 | 299 | 70 |
| 37 | St.Char. Bank | 0 | 0 | 1 | 0 | 1 | 0 | 0 | 0 | 0 | 53 | 2059 | 53 |
| 38 | Yes Bank | 0 | 6 | 3 | 0 | 9 | 0 | 0 | 0 | 161 | 512 | 19146 | 673 |
| 39 | Kotak Mahi. | 0 | 5 | 3 | 0 | 8 | 0 | 0 | 0 | 95 | 147 | 13405 | 242 |
| 40 | Bhartiya M.B. | 1 | 1 | 2 | 0 | 4 | 0 | 0 | 2 | 0 | 12 | 11160 | 14 |
| 41 | BANDHAN | 0 | 0 | 0 | 0 | 0 | 0 | 0 | 0 | 0 | 0 | 0 | 0 |
| G | Total Private Bank | 43 | 94 | 51 | 0 | 188 | 0 | 0 | 695 | 4076 | 4087 | 967492 | 8858 |
| H | Total All Bank (F+G) | 1101 | 676 | 430 | 0 | 2207 | 3 | 0 | 25988 | 29494 | 38238 | 18347029 | 93720 |
| | RIDF | | | | | 0 | | | | | | | 0 |
| | Total (H+RIDF) | 1101 | 676 | 430 | 0 | 2207 | 3 | 0 | 25988 | 29494 | 38238 | 18347029 | 93720 |

Contd.

(in Crores)

| ADVANCES | | | | | | | | | | | | | | | | |
|----------|-------------------------------|-------------------|--------------|--------------|----------------|--------------|--------------------|-------------|-------------|------------|-------------|--------------|--------------|--------------|----------------|--------------|
| S. No. | Name of the Bank | From Within State | | | | | From Outside State | | | | | Total | | | | |
| | | R | SU | U | Total | | R | SU | U | Total | | R | SU | U | Total | |
| | | Amt. | Amt. | Amt. | No. | Amt. | Amt. | Amt. | Amt. | No. | Amt. | Amt. | Amt. | Amt. | Amt. | No. |
| 1 | S.B.I. | 3216 | 2427 | 2275 | 262364 | 7918 | 1080 | 1800 | 3574 | 74 | 6453 | 4296 | 4227 | 5848 | 262438 | 14371 |
| 2 | P.N.B. | 2126 | 2882 | 2574 | 159958 | 7581 | 0 | 87 | 850 | 13 | 937 | 2126 | 2969 | 3424 | 159971 | 8519 |
| 3 | B.O.B. | 492 | 1308 | 712 | 54071 | 2513 | 0 | 22 | 24 | 241 | 46 | 492 | 1330 | 737 | 54312 | 2559 |
| A | Total Lead Banks | 5834 | 6617 | 5561 | 476393 | 18012 | 1080 | 1909 | 4448 | 328 | 7436 | 6914 | 8526 | 10009 | 476721 | 25449 |
| 4 | O.B.C. | 402 | 801 | 498 | 41532 | 1701 | 0 | 0 | 245 | 53 | 245 | 402 | 801 | 742 | 41585 | 1945 |
| 5 | U.B.I. | 165 | 522 | 541 | 31443 | 1228 | 0 | 172 | 377 | 20 | 548 | 165 | 693 | 918 | 31463 | 1776 |
| 6 | Canara Bank | 140 | 424 | 516 | 22736 | 1080 | 0 | 0 | 179 | 6 | 179 | 140 | 424 | 695 | 22742 | 1259 |
| 7 | C.B.I. | 34 | 224 | 282 | 12933 | 540 | 0 | 0 | 0 | 0 | 0 | 34 | 224 | 282 | 12933 | 540 |
| 8 | P. & S.B. | 155 | 236 | 151 | 14480 | 542 | 0 | 0 | 2 | 1 | 2 | 155 | 236 | 153 | 14481 | 544 |
| 9 | ALL. Bank | 119 | 482 | 233 | 18887 | 834 | 0 | 66 | 0 | 37 | 66 | 119 | 547 | 233 | 18924 | 900 |
| 10 | UCO Bank | 66 | 117 | 128 | 8662 | 311 | 0 | 0 | 175 | 2 | 175 | 66 | 117 | 303 | 8664 | 486 |
| 11 | I.O.B. | 141 | 155 | 179 | 7727 | 475 | 32 | 124 | 339 | 30 | 495 | 173 | 279 | 518 | 7757 | 970 |
| 12 | S.B.Patiala | 10 | 351 | 191 | 11522 | 551 | 0 | 0 | 0 | 1 | 0 | 10 | 351 | 191 | 11523 | 552 |
| 13 | Bank of India | 88 | 301 | 115 | 24092 | 504 | 28 | 42 | 202 | 48 | 272 | 116 | 343 | 317 | 24140 | 776 |
| 14 | Syn. Bank | 21 | 125 | 265 | 11046 | 411 | 0 | 0 | 0 | 0 | 0 | 21 | 125 | 265 | 11046 | 411 |
| 15 | Vijaya Bank | 2 | 38 | 65 | 2075 | 105 | 0 | 0 | 0 | 0 | 0 | 2 | 38 | 65 | 2075 | 105 |
| 16 | Corp. Bank | 36 | 161 | 158 | 8815 | 355 | 0 | 0 | 0 | 0 | 0 | 36 | 161 | 158 | 8815 | 355 |
| 17 | Andhra Bank | 1 | 111 | 64 | 2482 | 175 | 0 | 0 | 0 | 0 | 0 | 1 | 111 | 64 | 2482 | 175 |
| 18 | Indian Bank | 1 | 54 | 28 | 2694 | 84 | 0 | 0 | 0 | 0 | 0 | 1 | 54 | 28 | 2694 | 84 |
| 19 | United Bank | 0 | 14 | 60 | 2536 | 74 | 0 | 0 | 0 | 0 | 0 | 0 | 14 | 60 | 2536 | 74 |
| 20 | S.B.B. & J. | 0 | 0 | 68 | 986 | 68 | 0 | 0 | 0 | 0 | 0 | 0 | 0 | 68 | 986 | 68 |
| 21 | B.O.M. | 0 | 13 | 32 | 841 | 46 | 0 | 0 | 0 | 0 | 0 | 0 | 13 | 32 | 841 | 46 |
| 22 | Dena Bank | 0 | 100 | 191 | 2662 | 291 | 0 | 0 | 0 | 0 | 0 | 0 | 100 | 191 | 2662 | 291 |
| 23 | IDBI Bank | 50 | 187 | 84 | 8818 | 321 | 0 | 332 | 4 | 79 | 336 | 50 | 519 | 87 | 8897 | 657 |
| 24 | S.B.Hyd. | 0 | 110 | 46 | 1370 | 156 | 0 | 0 | 0 | 0 | 0 | 0 | 110 | 46 | 1370 | 156 |
| B | Total Non-Lead Banks | 1430 | 4526 | 3895 | 238339 | 9850 | 60 | 735 | 1522 | 277 | 2317 | 1490 | 5261 | 5417 | 238616 | 12168 |
| C | Total N. Banks (A + B) | 7264 | 11143 | 9456 | 714732 | 27863 | 1140 | 2644 | 5970 | 605 | 9753 | 8404 | 13787 | 15426 | 715337 | 37616 |
| 25 | U.GB. | 1251 | 500 | 184 | 127921 | 1935 | 0 | 0 | 0 | 0 | 0 | 1251 | 500 | 184 | 127921 | 1935 |
| 26 | U.P.G.B. | 5 | 0 | 0 | 710 | 5 | 0 | 0 | 0 | 0 | 0 | 5 | 0 | 0 | 710 | 5 |
| D | Total R.R.B. | 1255 | 500 | 184 | 128631 | 1939 | 0 | 0 | 0 | 0 | 0 | 1255 | 500 | 184 | 128631 | 1939 |
| 27 | Co-op. Bank | 1357 | 1119 | 1760 | 284246 | 4236 | 0 | 0 | 0 | 0 | 0 | 1357 | 1119 | 1760 | 284246 | 4236 |
| E | Total Cooperative | 1357 | 1119 | 1760 | 284246 | 4236 | 0 | 0 | 0 | 0 | 0 | 1357 | 1119 | 1760 | 284246 | 4236 |
| F | Total (C+D+E) | 9876 | 12761 | 11401 | 1127609 | 34038 | 1140 | 2644 | 5970 | 605 | 9753 | 11016 | 15405 | 17371 | 1128214 | 43791 |
| 28 | Nainital Bank | 218 | 1038 | 81 | 26782 | 1337 | 0 | 0 | 0 | 0 | 0 | 218 | 1038 | 81 | 26782 | 1337 |
| 29 | Axis Bank | 205 | 285 | 407 | 3267 | 896 | 0 | 0 | 0 | 0 | 0 | 205 | 285 | 407 | 3267 | 896 |
| 30 | ICICI bank | 0 | 2 | 847 | 16300 | 850 | 0 | 0 | 0 | 0 | 0 | 0 | 2 | 847 | 16300 | 850 |
| 31 | HDFC Bank | 71 | 759 | 867 | 116192 | 1697 | 0 | 0 | 0 | 0 | 0 | 71 | 759 | 867 | 116192 | 1697 |
| 32 | J & k Bank | 0 | 0 | 23 | 318 | 23 | 0 | 0 | 0 | 0 | 0 | 0 | 0 | 23 | 318 | 23 |
| 33 | Fedral Bank | 0 | 0 | 34 | 1 | 34 | 0 | 0 | 0 | 0 | 0 | 0 | 0 | 34 | 1 | 34 |
| 34 | IndusInd Bank | 0 | 0 | 184 | 9219 | 184 | 0 | 0 | 0 | 0 | 0 | 0 | 0 | 184 | 9219 | 184 |
| 35 | Karna. Bank | 0 | 18 | 64 | 1181 | 83 | 0 | 0 | 0 | 0 | 0 | 0 | 18 | 64 | 1181 | 83 |
| 36 | S.Indian Bank | 0 | 0 | 28 | 1 | 28 | 0 | 0 | 0 | 0 | 0 | 0 | 0 | 28 | 1 | 28 |
| 37 | St.Char. Bank | 0 | 0 | 0 | 0 | 0 | 0 | 0 | 0 | 0 | 0 | 0 | 0 | 0 | 0 | 0 |
| 38 | Yes Bank | 0 | 74 | 258 | 744 | 332 | 0 | 0 | 0 | 0 | 0 | 0 | 74 | 258 | 744 | 332 |
| 39 | Kotak Mahi. | 0 | 247 | 74 | 1434 | 322 | 0 | 0 | 0 | 0 | 0 | 0 | 247 | 74 | 1434 | 322 |
| 40 | Bhartiya M.B. | 1 | 0 | 5 | 307 | 6 | 0 | 0 | 0 | 0 | 0 | 1 | 0 | 5 | 307 | 6 |
| 41 | BANDHAN | 0 | 0 | 0 | 0 | 0 | 0 | 0 | 0 | 0 | 0 | 0 | 0 | 0 | 0 | 0 |
| G | Total Private Bank | 495 | 2423 | 2871 | 175746 | 5789 | 0 | 0 | 0 | 0 | 0 | 495 | 2423 | 2871 | 175746 | 5789 |
| H | Total All Bank (F+G) | 10371 | 15184 | 14272 | 1303355 | 39827 | 1140 | 2644 | 5970 | 605 | 9753 | 11510 | 17828 | 20242 | 1303960 | 49580 |
| | RIDF | 4415 | 0 | 0 | 1 | 4415 | 0 | 0 | 0 | 0 | 0 | 4415 | 0 | 0 | 1 | 4415 |
| | Total (H+RIDF) | 14786 | 15184 | 14272 | 1303356 | 44242 | 1140 | 2644 | 5970 | 605 | 9753 | 15925 | 17828 | 20242 | 1303961 | 53995 |

Contd.

(in Crores)

| Agriculture (Direct) | | | | | | | | | | | | | | | | |
|-------------------------------|-------------------------------|-------------|-------------|------------|---------------|-------------|-------------|-------------|------------|---------------|-------------|-------------|-------------|-------------|---------------|-------------|
| S. No. | Name of the Bank | Crop Loan | | | | | Term Loan | | | | | Total | | | | |
| | | R | SU | U | Total | | R | SU | U | Total | | R | SU | U | Total | |
| | | | | | No. | Amt. | | | | No. | Amt. | | | | No. | Amt. |
| 1 | S.B.I. | 521 | 453 | 3 | 88213 | 977 | 295 | 256 | 0 | 29874 | 551 | 816 | 709 | 3 | 118087 | 1528 |
| 2 | P.N.B. | 688 | 215 | 7 | 96690 | 910 | 292 | 162 | 33 | 16463 | 486 | 980 | 377 | 40 | 113153 | 1397 |
| 3 | B.O.B. | 237 | 212 | 5 | 21328 | 453 | 64 | 87 | 26 | 9214 | 177 | 301 | 299 | 31 | 30542 | 631 |
| A | Total Lead Banks | 1446 | 879 | 15 | 206231 | 2341 | 651 | 505 | 59 | 55551 | 1214 | 2097 | 1384 | 74 | 261782 | 3555 |
| 4 | O.B.C. | 113 | 264 | 3 | 16486 | 381 | 10 | 20 | 0 | 1999 | 30 | 124 | 284 | 4 | 18485 | 411 |
| 5 | U.B.I. | 100 | 135 | 29 | 12087 | 264 | 18 | 25 | 10 | 4526 | 53 | 118 | 160 | 40 | 16613 | 318 |
| 6 | Canara Bank | 21 | 28 | 0 | 3326 | 50 | 10 | 14 | 4 | 3031 | 28 | 31 | 43 | 4 | 6357 | 77 |
| 7 | C.B.I. | 3 | 7 | 0 | 1186 | 10 | 7 | 21 | 5 | 3554 | 33 | 10 | 28 | 5 | 4740 | 42 |
| 8 | P.& S.B. | 39 | 70 | 4 | 3997 | 112 | 3 | 17 | 3 | 918 | 23 | 42 | 87 | 6 | 4915 | 135 |
| 9 | ALL. Bank | 37 | 54 | 37 | 4575 | 128 | 17 | 48 | 4 | 3859 | 68 | 53 | 102 | 41 | 8434 | 197 |
| 10 | UCO Bank | 13 | 14 | 0 | 2011 | 27 | 8 | 9 | 3 | 2333 | 20 | 21 | 23 | 3 | 4344 | 47 |
| 11 | I.O.B. | 33 | 14 | 4 | 1541 | 50 | 22 | 12 | 11 | 299 | 46 | 56 | 26 | 15 | 1840 | 96 |
| 12 | S.B.Patiala | 0 | 86 | 0 | 2888 | 86 | 0 | 25 | 0 | 1228 | 25 | 0 | 111 | 0 | 4116 | 111 |
| 13 | Bank of India | 15 | 70 | 1 | 20460 | 86 | 12 | 17 | 1 | 2333 | 29 | 27 | 86 | 2 | 22793 | 116 |
| 14 | Syn. Bank | 0 | 4 | 0 | 160 | 4 | 0 | 3 | 0 | 241 | 4 | 1 | 7 | 0 | 401 | 8 |
| 15 | Vijaya Bank | 1 | 1 | 1 | 53 | 3 | 1 | 1 | 3 | 70 | 4 | 1 | 2 | 4 | 123 | 7 |
| 16 | Corpn. Bank | 8 | 52 | 4 | 2130 | 65 | 2 | 18 | 4 | 795 | 24 | 10 | 71 | 8 | 2925 | 89 |
| 17 | Andhra Bank | 0 | 5 | 0 | 204 | 6 | 0 | 1 | 0 | 18 | 1 | 0 | 6 | 0 | 222 | 7 |
| 18 | Indian Bank | 0 | 22 | 0 | 1134 | 22 | 0 | 5 | 1 | 291 | 6 | 0 | 28 | 1 | 1425 | 29 |
| 19 | United Bank | 0 | 1 | 1 | 34 | 2 | 0 | 0 | 0 | 53 | 0 | 0 | 1 | 1 | 87 | 2 |
| 20 | S.B.B.& J. | 0 | 0 | 0 | 0 | 0 | 0 | 0 | 0 | 0 | 0 | 0 | 0 | 0 | 0 | 0 |
| 21 | B.O.M. | 0 | 1 | 1 | 5 | 2 | 0 | 0 | 0 | 3 | 0 | 0 | 1 | 1 | 8 | 2 |
| 22 | Dena Bank | 0 | 34 | 0 | 350 | 35 | 0 | 2 | 0 | 99 | 2 | 0 | 36 | 1 | 449 | 36 |
| 23 | IDBI Bank | 9 | 61 | 7 | 3375 | 77 | 8 | 15 | 2 | 1146 | 25 | 17 | 76 | 9 | 4521 | 102 |
| 24 | S.B.Hyd. | 0 | 0 | 0 | 0 | 0 | 0 | 0 | 0 | 0 | 0 | 0 | 0 | 0 | 0 | 0 |
| B | Total Non-Lead Banks | 392 | 924 | 94 | 76002 | 1410 | 118 | 253 | 52 | 26796 | 423 | 510 | 1177 | 145 | 102798 | 1832 |
| C | Total N. Banks (A + B) | 1839 | 1803 | 109 | 282233 | 3750 | 768 | 758 | 111 | 82347 | 1637 | 2607 | 2561 | 220 | 364580 | 5387 |
| 25 | U.GB. | 246 | 67 | 1 | 55135 | 313 | 87 | 44 | 0 | 14804 | 131 | 333 | 110 | 1 | 69939 | 444 |
| 26 | U.P.G.B. | 3 | 0 | 0 | 396 | 3 | 1 | 0 | 0 | 90 | 1 | 4 | 0 | 0 | 486 | 4 |
| D | Total R.R.B. | 249 | 67 | 1 | 55531 | 316 | 88 | 44 | 0 | 14894 | 132 | 337 | 110 | 1 | 70425 | 448 |
| 27 | Co-op. Bank | 722 | 286 | 435 | 71576 | 1442 | 297 | 184 | 183 | 82283 | 664 | 1019 | 470 | 618 | 153859 | 2107 |
| E | Total Cooperative | 722 | 286 | 435 | 71576 | 1442 | 297 | 184 | 183 | 82283 | 664 | 1019 | 470 | 618 | 153859 | 2107 |
| F | Total (C+D+E) | 2809 | 2155 | 544 | 409340 | 5509 | 1153 | 986 | 294 | 179524 | 2433 | 3962 | 3141 | 839 | 588864 | 7942 |
| 28 | Nainital Bank | 79 | 84 | 0 | 7416 | 163 | 9 | 169 | 1 | 1653 | 179 | 88 | 253 | 1 | 9069 | 343 |
| 29 | Axis Bank | 0 | 0 | 375 | 2471 | 375 | 0 | 0 | 27 | 212 | 27 | 0 | 0 | 402 | 2683 | 402 |
| 30 | ICICI bank | 0 | 12 | 5 | 1488 | 17 | 0 | 30 | 35 | 5536 | 65 | 0 | 42 | 40 | 7024 | 82 |
| 31 | HDFC Bank | 37 | 119 | 0 | 2095 | 157 | 10 | 77 | 14 | 5957 | 102 | 48 | 197 | 14 | 8052 | 259 |
| 32 | J & k Bank | 0 | 0 | 0 | 0 | 0 | 0 | 0 | 0 | 0 | 0 | 0 | 0 | 0 | 0 | 0 |
| 33 | Fedral Bank | 0 | 0 | 0 | 0 | 0 | 0 | 0 | 0 | 1 | 0 | 0 | 0 | 0 | 1 | 0 |
| 34 | IndusInd Bank | 0 | 0 | 0 | 0 | 0 | 0 | 0 | 10 | 714 | 10 | 0 | 0 | 10 | 714 | 10 |
| 35 | Karna. Bank | 0 | 0 | 0 | 2 | 0 | 0 | 0 | 0 | 17 | 0 | 0 | 0 | 0 | 19 | 0 |
| 36 | S.Indian Bank | 0 | 0 | 0 | 0 | 0 | 0 | 0 | 0 | 0 | 0 | 0 | 0 | 0 | 0 | 0 |
| 37 | St.Char. Bank | 0 | 0 | 0 | 0 | 0 | 0 | 0 | 0 | 0 | 0 | 0 | 0 | 0 | 0 | 0 |
| 38 | Yes Bank | 0 | 30 | 0 | 28 | 30 | 0 | 14 | 5 | 544 | 19 | 0 | 44 | 5 | 572 | 49 |
| 39 | Kotak Mahi. | 0 | 0 | 0 | 1 | 0 | 0 | 0 | 16 | 285 | 16 | 0 | 0 | 16 | 286 | 16 |
| 40 | Bhartiya M.B. | 0 | 0 | 0 | 0 | 0 | 0 | 0 | 0 | 0 | 0 | 0 | 0 | 0 | 0 | 0 |
| 41 | BANDHAN | 0 | 0 | 0 | 0 | 0 | 0 | 0 | 0 | 0 | 0 | 0 | 0 | 0 | 0 | 0 |
| G | Total Private Bank | 117 | 245 | 380 | 13501 | 741 | 20 | 291 | 108 | 14919 | 419 | 136 | 536 | 488 | 28420 | 1160 |
| H | Total All Bank (F+G) | 2926 | 2401 | 924 | 422841 | 6250 | 1173 | 1277 | 403 | 194443 | 2852 | 4098 | 3677 | 1326 | 617284 | 9102 |
| | RIDF | | | | | 0 | | | | | 0 | 0 | 0 | 0 | 0 | 0 |
| | Total (H+RIDF) | 2926 | 2401 | 924 | 422841 | 6250 | 1173 | 1277 | 403 | 194443 | 2852 | 4098 | 3677 | 1326 | 617284 | 9102 |

Contd.

(in Crores)

| Agriculture | | | | | | | | | | | | | | | | |
|-------------|-------------------------------|-------------|-------------|-------------|---------------|-------------|------------|-------------|------------|-------------|-------------|-------------|-------------|-------------|---------------|--------------|
| S. No. | Name of the Bank | Direct | | | | | Indirect | | | | | Total | | | | |
| | | R | SU | U | Total | | R | SU | U | Total | | R | SU | U | Total | |
| | | | | | No. | Amt. | | | | No. | Amt. | | | | No. | Amt. |
| 1 | S.B.I. | 816 | 709 | 3 | 118087 | 1528 | 7 | 9 | 10 | 154 | 26 | 823 | 718 | 13 | 118241 | 1554 |
| 2 | P.N.B. | 980 | 377 | 40 | 113153 | 1397 | 71 | 193 | 51 | 645 | 316 | 1051 | 570 | 91 | 113798 | 1713 |
| 3 | B.O.B. | 301 | 299 | 31 | 30542 | 631 | 32 | 287 | 21 | 643 | 340 | 333 | 586 | 52 | 31185 | 971 |
| A | Total Lead Banks | 2097 | 1384 | 74 | 261782 | 3555 | 111 | 489 | 82 | 1442 | 682 | 2207 | 1873 | 157 | 263224 | 4237 |
| 4 | O.B.C. | 124 | 284 | 4 | 18485 | 411 | 4 | 48 | 10 | 338 | 61 | 127 | 332 | 13 | 18823 | 472 |
| 5 | U.B.I. | 118 | 160 | 40 | 16613 | 318 | 8 | 56 | 28 | 121 | 92 | 126 | 216 | 68 | 16734 | 409 |
| 6 | Canara Bank | 31 | 43 | 4 | 6357 | 77 | 6 | 22 | 4 | 976 | 33 | 37 | 65 | 8 | 7333 | 110 |
| 7 | C.B.I. | 10 | 28 | 5 | 4740 | 42 | 1 | 39 | 1 | 549 | 41 | 10 | 67 | 6 | 5289 | 83 |
| 8 | P. & S.B. | 42 | 87 | 6 | 4915 | 135 | 1 | 32 | 1 | 223 | 35 | 43 | 119 | 8 | 5138 | 170 |
| 9 | ALL. Bank | 53 | 102 | 41 | 8434 | 197 | 13 | 25 | 1 | 1663 | 39 | 67 | 127 | 42 | 10097 | 236 |
| 10 | UCO Bank | 21 | 23 | 3 | 4344 | 47 | 2 | 1 | 15 | 440 | 18 | 23 | 24 | 18 | 4784 | 65 |
| 11 | I.O.B. | 56 | 26 | 15 | 1840 | 96 | 0 | 0 | 0 | 1 | 0 | 56 | 26 | 15 | 1841 | 96 |
| 12 | S.B.Patiala | 0 | 111 | 0 | 4116 | 111 | 0 | 2 | 0 | 8 | 2 | 0 | 113 | 0 | 4124 | 113 |
| 13 | Bank of India | 27 | 86 | 2 | 22793 | 116 | 0 | 0 | 0 | 0 | 0 | 27 | 86 | 2 | 22793 | 116 |
| 14 | Syn. Bank | 1 | 7 | 0 | 401 | 8 | 0 | 0 | 0 | 0 | 0 | 1 | 7 | 0 | 401 | 8 |
| 15 | Vijaya Bank | 1 | 2 | 4 | 123 | 7 | 0 | 1 | 2 | 68 | 4 | 1 | 4 | 6 | 191 | 11 |
| 16 | Corp. Bank | 10 | 71 | 8 | 2925 | 89 | 0 | 5 | 0 | 55 | 6 | 10 | 76 | 8 | 2980 | 94 |
| 17 | Andhra Bank | 0 | 6 | 0 | 222 | 7 | 0 | 0 | 0 | 0 | 0 | 0 | 6 | 0 | 222 | 7 |
| 18 | Indian Bank | 0 | 28 | 1 | 1425 | 29 | 0 | 0 | 2 | 1 | 2 | 0 | 28 | 3 | 1426 | 31 |
| 19 | United Bank | 0 | 1 | 1 | 87 | 2 | 0 | 0 | 0 | 0 | 0 | 0 | 1 | 1 | 87 | 2 |
| 20 | S.B.B. & J. | 0 | 0 | 0 | 0 | 0 | 0 | 0 | 0 | 0 | 0 | 0 | 0 | 0 | 0 | 0 |
| 21 | B.O.M. | 0 | 1 | 1 | 8 | 2 | 0 | 0 | 0 | 4 | 0 | 0 | 1 | 2 | 12 | 2 |
| 22 | Dena Bank | 0 | 36 | 1 | 449 | 36 | 0 | 0 | 0 | 0 | 0 | 0 | 36 | 1 | 449 | 36 |
| 23 | IDBI Bank | 17 | 76 | 9 | 4521 | 102 | 0 | 1 | 0 | 37 | 1 | 17 | 77 | 10 | 4558 | 104 |
| 24 | S.B.Hyd. | 0 | 0 | 0 | 0 | 0 | 0 | 0 | 0 | 3 | 0 | 0 | 0 | 0 | 3 | 0 |
| B | Total Non-Lead Banks | 510 | 1177 | 145 | 102798 | 1832 | 35 | 233 | 65 | 4487 | 333 | 545 | 1410 | 210 | 107285 | 2165 |
| C | Total N. Banks (A + B) | 2607 | 2561 | 220 | 364580 | 5387 | 146 | 722 | 147 | 5929 | 1015 | 2752 | 3283 | 367 | 370509 | 6402 |
| 25 | U.GB. | 333 | 110 | 1 | 69939 | 444 | 0 | 0 | 4 | 4 | 4 | 333 | 110 | 5 | 69943 | 448 |
| 26 | U.P.G.B. | 4 | 0 | 0 | 486 | 4 | 0 | 0 | 0 | 68 | 0 | 4 | 0 | 0 | 554 | 4 |
| D | Total R.R.B. | 337 | 110 | 1 | 70425 | 448 | 0 | 0 | 4 | 72 | 5 | 337 | 110 | 5 | 70497 | 452 |
| 27 | Co-op. Bank | 1019 | 470 | 618 | 153859 | 2107 | 0 | 0 | 0 | 0 | 0 | 1019 | 470 | 618 | 153859 | 2107 |
| E | Total Cooperative | 1019 | 470 | 618 | 153859 | 2107 | 0 | 0 | 0 | 0 | 0 | 1019 | 470 | 618 | 153859 | 2107 |
| F | Total (C+D+E) | 3962 | 3141 | 839 | 588864 | 7942 | 146 | 722 | 152 | 6001 | 1020 | 4108 | 3863 | 990 | 594865 | 8961 |
| 28 | Nainital Bank | 88 | 253 | 1 | 9069 | 343 | 4 | 118 | 0 | 1549 | 122 | 92 | 371 | 1 | 10618 | 465 |
| 29 | Axis Bank | 0 | 0 | 402 | 2683 | 402 | 0 | 0 | 19 | 33 | 19 | 0 | 0 | 422 | 2716 | 422 |
| 30 | ICICI bank | 0 | 42 | 40 | 7024 | 82 | 0 | 0 | 0 | 0 | 0 | 0 | 42 | 40 | 7024 | 82 |
| 31 | HDFC Bank | 48 | 197 | 14 | 8052 | 259 | 0 | 0 | 0 | 0 | 0 | 48 | 197 | 14 | 8052 | 259 |
| 32 | J & k Bank | 0 | 0 | 0 | 0 | 0 | 0 | 0 | 0 | 0 | 0 | 0 | 0 | 0 | 0 | 0 |
| 33 | Fedral Bank | 0 | 0 | 0 | 1 | 0 | 0 | 0 | 0 | 1 | 0 | 0 | 0 | 1 | 2 | 1 |
| 34 | IndusInd Bank | 0 | 0 | 10 | 714 | 10 | 0 | 0 | 0 | 0 | 0 | 0 | 0 | 10 | 714 | 10 |
| 35 | Karna. Bank | 0 | 0 | 0 | 19 | 0 | 0 | 0 | 0 | 6 | 0 | 0 | 0 | 0 | 25 | 1 |
| 36 | S.Indian Bank | 0 | 0 | 0 | 0 | 0 | 0 | 0 | 0 | 0 | 0 | 0 | 0 | 0 | 0 | 0 |
| 37 | St.Char. Bank | 0 | 0 | 0 | 0 | 0 | 0 | 0 | 0 | 0 | 0 | 0 | 0 | 0 | 0 | 0 |
| 38 | Yes Bank | 0 | 44 | 5 | 572 | 49 | 0 | 5 | 19 | 5 | 24 | 0 | 50 | 24 | 577 | 73 |
| 39 | Kotak Mahi. | 0 | 0 | 16 | 286 | 16 | 0 | 186 | 4 | 656 | 190 | 0 | 187 | 20 | 942 | 206 |
| 40 | Bhartiya M.B. | 0 | 0 | 0 | 0 | 0 | 0 | 0 | 0 | 3 | 0 | 0 | 0 | 0 | 3 | 0 |
| 41 | BANDHAN | 0 | 0 | 0 | 0 | 0 | 0 | 0 | 0 | 0 | 0 | 0 | 0 | 0 | 0 | 0 |
| G | Total Private Bank | 136 | 536 | 488 | 28420 | 1160 | 4 | 310 | 43 | 2253 | 356 | 140 | 846 | 530 | 30673 | 1517 |
| H | Total All Bank (F+G) | 4098 | 3677 | 1326 | 617284 | 9102 | 149 | 1032 | 194 | 8254 | 1376 | 4248 | 4710 | 1521 | 625538 | 10478 |
| | RIDF | | | | | | | | | | | | | | | |
| | Total (H+RIDF) | 4098 | 3677 | 1326 | 617284 | 9102 | 149 | 1032 | 194 | 8254 | 1376 | 4248 | 4710 | 1521 | 625538 | 10478 |

Contd.

(in Crores)

| | | INDUSTRIES (MICRO & SMALL) | | | | | SERVICES (MICRO & SMALL) | | | | |
|----------|-------------------------------|-----------------------------|-------------|-------------|--------------|-------------|---------------------------|-------------|-------------|---------------|-------------|
| S. No. | Name of the Bank | R | SU | U | Total | | R | SU | U | Total | |
| | | | | | No. | Amt. | | | | No. | Amt. |
| 1 | S.B.I. | 372 | 429 | 462 | 10186 | 1262 | 270 | 367 | 189 | 55247 | 825 |
| 2 | P.N.B. | 223 | 460 | 472 | 3635 | 1156 | 204 | 342 | 262 | 11553 | 808 |
| 3 | B.O.B. | 15 | 142 | 116 | 1051 | 274 | 66 | 244 | 548 | 9227 | 858 |
| A | Total Lead Banks | 610 | 1031 | 1051 | 14872 | 2692 | 540 | 953 | 998 | 76027 | 2491 |
| 4 | O.B.C. | 35 | 66 | 30 | 803 | 131 | 76 | 174 | 192 | 9122 | 443 |
| 5 | U.B.I. | 6 | 83 | 36 | 529 | 125 | 27 | 85 | 97 | 6288 | 209 |
| 6 | Canara Bank | 34 | 76 | 94 | 713 | 204 | 21 | 130 | 151 | 5418 | 302 |
| 7 | C.B.I. | 1 | 47 | 55 | 540 | 103 | 7 | 46 | 71 | 2291 | 124 |
| 8 | P. & S.B. | 5 | 13 | 3 | 213 | 21 | 47 | 49 | 57 | 4037 | 153 |
| 9 | ALL. Bank | 17 | 82 | 30 | 2822 | 129 | 20 | 121 | 45 | 3167 | 186 |
| 10 | UCO Bank | 1 | 2 | 3 | 112 | 6 | 17 | 44 | 46 | 1626 | 106 |
| 11 | I.O.B. | 11 | 7 | 11 | 299 | 29 | 91 | 20 | 53 | 1295 | 164 |
| 12 | S.B.Patiala | 1 | 63 | 18 | 256 | 82 | 3 | 85 | 52 | 1859 | 140 |
| 13 | Bank of India | 13 | 42 | 23 | 954 | 78 | 21 | 46 | 14 | 2701 | 81 |
| 14 | Syn. Bank | 0 | 15 | 11 | 225 | 26 | 5 | 21 | 37 | 1411 | 62 |
| 15 | Vijaya Bank | 0 | 2 | 8 | 77 | 10 | 0 | 2 | 5 | 186 | 7 |
| 16 | Corpn. Bank | 0 | 3 | 27 | 98 | 31 | 10 | 48 | 43 | 2885 | 100 |
| 17 | Andhra Bank | 0 | 48 | 16 | 437 | 64 | 0 | 48 | 19 | 484 | 66 |
| 18 | Indian Bank | 0 | 6 | 6 | 337 | 12 | 0 | 8 | 6 | 146 | 13 |
| 19 | United Bank | 0 | 6 | 21 | 156 | 27 | 0 | 1 | 3 | 332 | 3 |
| 20 | S.B.B. & J. | 0 | 0 | 8 | 25 | 8 | 0 | 0 | 17 | 230 | 17 |
| 21 | B.O.M. | 0 | 6 | 12 | 53 | 18 | 0 | 5 | 5 | 173 | 10 |
| 22 | Dena Bank | 0 | 9 | 11 | 205 | 20 | 0 | 19 | 7 | 671 | 26 |
| 23 | IDBI Bank | 26 | 69 | 44 | 3069 | 140 | 24 | 47 | 32 | 2656 | 103 |
| 24 | S.B.Hyd. | 0 | 56 | 13 | 203 | 69 | 0 | 20 | 7 | 215 | 26 |
| B | Total Non-Lead Banks | 151 | 701 | 481 | 12126 | 1333 | 368 | 1017 | 957 | 47193 | 2342 |
| C | Total N. Banks (A + B) | 761 | 1732 | 1531 | 26998 | 4025 | 908 | 1970 | 1955 | 123220 | 4834 |
| 25 | U.GB. | 101 | 35 | 6 | 8126 | 142 | 313 | 133 | 45 | 20930 | 491 |
| 26 | U.P.G.B. | 0 | 0 | 0 | 0 | 0 | 0 | 0 | 0 | 150 | 0 |
| D | Total R.R.B. | 101 | 35 | 6 | 8126 | 142 | 313 | 133 | 45 | 21080 | 491 |
| 27 | Co-op. Bank | 155 | 170 | 264 | 6384 | 589 | 227 | 184 | 384 | 4829 | 796 |
| E | Total Cooperative | 155 | 170 | 264 | 6384 | 589 | 227 | 184 | 384 | 4829 | 796 |
| F | Total (C+D+E) | 1017 | 1937 | 1801 | 41508 | 4756 | 1449 | 2286 | 2385 | 149129 | 6120 |
| 28 | Nainital Bank | 6 | 95 | 4 | 612 | 105 | 60 | 264 | 26 | 5887 | 349 |
| 29 | Axis Bank | 0 | 0 | 54 | 77 | 54 | 0 | 0 | 145 | 421 | 145 |
| 30 | ICICI bank | 0 | 3 | 24 | 78 | 27 | 0 | 18 | 107 | 2516 | 125 |
| 31 | HDFC Bank | 0 | 18 | 43 | 289 | 61 | 5 | 102 | 93 | 36133 | 199 |
| 32 | J & k Bank | 0 | 0 | 0 | 0 | 0 | 0 | 0 | 0 | 0 | 0 |
| 33 | Fedral Bank | 0 | 0 | 19 | 1 | 19 | 0 | 0 | 0 | 0 | 0 |
| 34 | IndusInd Bank | 0 | 0 | 1 | 1 | 1 | 0 | 0 | 73 | 4174 | 73 |
| 35 | Karna. Bank | 0 | 1 | 3 | 44 | 5 | 0 | 6 | 8 | 81 | 14 |
| 36 | S.Indian Bank | 0 | 0 | 0 | 0 | 0 | 0 | 0 | 0 | 0 | 0 |
| 37 | St.Char. Bank | 0 | 0 | 0 | 0 | 0 | 0 | 0 | 0 | 0 | 0 |
| 38 | Yes Bank | 0 | 0 | 43 | 6 | 43 | 0 | 14 | 19 | 132 | 33 |
| 39 | Kotak Mahi. | 0 | 10 | 1 | 19 | 11 | 0 | 19 | 21 | 159 | 40 |
| 40 | Bhartiya M.B. | 0 | 1 | 1 | 84 | 2 | 0 | 0 | 1 | 120 | 2 |
| 41 | BANDHAN | 0 | 0 | 0 | 0 | 0 | 0 | 0 | 0 | 0 | 0 |
| G | Total Private Bank | 7 | 129 | 192 | 1211 | 327 | 65 | 423 | 493 | 49623 | 981 |
| H | Total All Bank (F+G) | 1023 | 2066 | 1993 | 42719 | 5083 | 1513 | 2709 | 2878 | 198752 | 7101 |
| | RIDE | | | | | 0 | | | | | 0 |

Contd.

(in Crores)

| | | OTHERS (Housing Loan Rs. 20 lacs. Education Loan upto Rs. 10 Lacs with in india and upto Rs. 20 Lacs aborad) | | | | | Total \$ PSA | | | | |
|----------|-------------------------------|---|-------------|-------------|---------------|-------------|--------------|--------------|-------------|---------------|--------------|
| S. No. | Name of the Bank | R | SU | U | Total | | R | SU | U | Total | |
| | | | | | No. | Amt. | | | | No. | Amt. |
| 1 | S.B.I. | 435 | 815 | 855 | 34769 | 2105 | 1899 | 2329 | 1518 | 218443 | 5746 |
| 2 | P.N.B. | 156 | 161 | 223 | 14395 | 540 | 1635 | 1533 | 1048 | 143381 | 4217 |
| 3 | B.O.B. | 24 | 65 | 123 | 5142 | 213 | 439 | 1037 | 840 | 46605 | 2316 |
| A | Total Lead Banks | 615 | 1042 | 1200 | 54306 | 2858 | 3973 | 4899 | 3406 | 408429 | 12278 |
| 4 | O.B.C. | 65 | 115 | 96 | 5217 | 276 | 303 | 687 | 332 | 33965 | 1322 |
| 5 | U.B.I. | 18 | 65 | 108 | 3602 | 190 | 177 | 448 | 308 | 27153 | 933 |
| 6 | Canara Bank | 20 | 64 | 70 | 2867 | 154 | 112 | 334 | 324 | 16331 | 770 |
| 7 | C.B.I. | 8 | 31 | 71 | 5763 | 111 | 26 | 191 | 203 | 13883 | 420 |
| 8 | P. & S.B. | 33 | 37 | 35 | 2283 | 105 | 127 | 219 | 102 | 11671 | 448 |
| 9 | ALL. Bank | 10 | 88 | 75 | 2444 | 173 | 113 | 418 | 192 | 18530 | 724 |
| 10 | UCO Bank | 21 | 32 | 41 | 1245 | 94 | 62 | 102 | 108 | 7767 | 272 |
| 11 | I.O.B. | 24 | 46 | 41 | 1371 | 111 | 181 | 99 | 120 | 4806 | 400 |
| 12 | S.B.Patiala | 2 | 52 | 59 | 1683 | 114 | 7 | 314 | 129 | 7922 | 449 |
| 13 | Bank of India | 11 | 52 | 18 | 1296 | 81 | 72 | 227 | 57 | 27744 | 356 |
| 14 | Syn. Bank | 3 | 19 | 74 | 1469 | 96 | 9 | 61 | 122 | 3506 | 192 |
| 15 | Vijaya Bank | 0 | 11 | 17 | 341 | 28 | 1 | 18 | 35 | 795 | 55 |
| 16 | Corp. Bank | 5 | 21 | 30 | 780 | 55 | 25 | 147 | 108 | 6743 | 281 |
| 17 | Andhra Bank | 0 | 27 | 22 | 619 | 49 | 0 | 129 | 57 | 1762 | 186 |
| 18 | Indian Bank | 0 | 5 | 6 | 162 | 12 | 0 | 47 | 21 | 2071 | 67 |
| 19 | United Bank | 0 | 6 | 36 | 294 | 42 | 0 | 14 | 60 | 869 | 75 |
| 20 | S.B.B. & J. | 0 | 0 | 11 | 142 | 11 | 0 | 0 | 37 | 397 | 37 |
| 21 | B.O.M. | 0 | 5 | 12 | 248 | 17 | 0 | 17 | 30 | 486 | 48 |
| 22 | Dena Bank | 0 | 14 | 13 | 433 | 27 | 0 | 78 | 32 | 1758 | 110 |
| 23 | IDBI Bank | 3 | 12 | 12 | 394 | 26 | 71 | 204 | 97 | 10677 | 372 |
| 24 | S.B.Hyd. | 0 | 7 | 5 | 131 | 12 | 0 | 82 | 25 | 552 | 108 |
| B | Total Non-Lead Banks | 222 | 708 | 853 | 32784 | 1783 | 1286 | 3836 | 2501 | 199388 | 7623 |
| C | Total N. Banks (A + B) | 838 | 1750 | 2053 | 87090 | 4641 | 5259 | 8736 | 5907 | 607817 | 19902 |
| 25 | U.G.B. | 188 | 94 | 64 | 8472 | 345 | 934 | 372 | 120 | 107471 | 1426 |
| 26 | U.P.G.B. | 0 | 0 | 0 | 1 | 0 | 5 | 0 | 0 | 705 | 5 |
| D | Total R.R.B. | 188 | 94 | 64 | 8473 | 345 | 939 | 372 | 120 | 108176 | 1431 |
| 27 | Co-op. Bank | 83 | 163 | 200 | 9291 | 446 | 1484 | 987 | 1467 | 174363 | 3938 |
| E | Total Cooperative | 83 | 163 | 200 | 9291 | 446 | 1484 | 987 | 1467 | 174363 | 3938 |
| F | Total (C+D+E) | 1108 | 2007 | 2317 | 104854 | 5433 | 7681 | 10095 | 7494 | 890356 | 25270 |
| 28 | Nainital Bank | 10 | 38 | 5 | 2022 | 52 | 168 | 768 | 35 | 19139 | 971 |
| 29 | Axis Bank | 0 | 0 | 1 | 8 | 1 | 0 | 0 | 621 | 3222 | 621 |
| 30 | ICICI bank | 0 | 17 | 206 | 1408 | 224 | 0 | 80 | 377 | 11026 | 457 |
| 31 | HDFC Bank | 0 | 143 | 179 | 5422 | 322 | 53 | 460 | 329 | 49896 | 841 |
| 32 | J & k Bank | 0 | 10 | 0 | 129 | 10 | 0 | 10 | 0 | 129 | 10 |
| 33 | Fedral Bank | 0 | 0 | 7 | 1 | 7 | 0 | 0 | 26 | 4 | 26 |
| 34 | IndusInd Bank | 0 | 0 | 0 | 0 | 0 | 0 | 0 | 84 | 4889 | 84 |
| 35 | Karna. Bank | 0 | 1 | 7 | 109 | 7 | 0 | 8 | 19 | 259 | 27 |
| 36 | S.Indian Bank | 0 | 0 | 0 | 1 | 0 | 0 | 0 | 0 | 1 | 0 |
| 37 | St.Char. Bank | 0 | 0 | 0 | 0 | 0 | 0 | 0 | 0 | 0 | 0 |
| 38 | Yes Bank | 0 | 0 | 0 | 3 | 0 | 0 | 64 | 86 | 718 | 149 |
| 39 | Kotak Mahi. | 0 | 2 | 0 | 6 | 2 | 0 | 218 | 42 | 1126 | 260 |
| 40 | Bhartiya M.B. | 0 | 0 | 1 | 12 | 1 | 1 | 1 | 4 | 219 | 5 |
| 41 | BANDHAN | 0 | 0 | 0 | 0 | 0 | 0 | 0 | 0 | 0 | 0 |
| G | Total Private Bank | 10 | 211 | 406 | 9121 | 627 | 221 | 1608 | 1622 | 90628 | 3452 |
| H | Total All Bank (F+G) | 1118 | 2218 | 2724 | 113975 | 6060 | 7902 | 11703 | 9116 | 980984 | 28722 |
| | RIDF | | | | | | | | | | |
| | Total (H+RIDF) | 1118 | 2218 | 2724 | 113975 | 6060 | 7902 | 11703 | 9116 | 980984 | 28722 |

Contd.

(in Crores)

| S. No. | Name of the Bank | ADV. TO W/S | | | | | DIR ADV | | ADV TO SC/ST | | POPULATION-WISE CD RATIO | | | |
|----------|-------------------------------|-------------|-------------|-------------|---------------|-------------|--------------|--------------|---------------|----------------|--------------------------|-----------|-----------|-----------|
| | | R | SU | U | Total | | No. | Amt. | No. | Amt. | R | SU | U | Total |
| | | | | | No. | Amt. | | | | | | | | |
| 1 | S.B.I. | 1146 | 687 | 1268 | 20993 | 3101 | 2626 | 51.22 | 16383 | 369.44 | 37 | 55 | 73 | 53 |
| 2 | P.N.B. | 701 | 281 | 50 | 86931 | 1032 | 1091 | 1.66 | 14707 | 346.93 | 50 | 54 | 39 | 46 |
| 3 | B.O.B. | 326 | 342 | 18 | 27498 | 686 | 1222 | 1.19 | 3762 | 55.38 | 54 | 83 | 40 | 59 |
| A | Total Lead Banks | 2173 | 1310 | 1337 | 135422 | 4819 | 4939 | 54.07 | 34852 | 771.74 | 41 | 58 | 54 | 51 |
| 4 | O.B.C. | 117 | 310 | 40 | 22391 | 467 | 31 | 0.03 | 3134 | 89.15 | 34 | 60 | 42 | 45 |
| 5 | U.B.I. | 93 | 165 | 27 | 27664 | 285 | 772 | 2.90 | 354 | 5.72 | 34 | 68 | 44 | 49 |
| 6 | Canara Bank | 24 | 33 | 7 | 6161 | 64 | 1610 | 1.50 | 1481 | 46.12 | 44 | 58 | 64 | 59 |
| 7 | C.B.I. | 9 | 61 | 10 | 357 | 80 | 8 | 0.26 | 533 | 4.09 | 17 | 42 | 23 | 28 |
| 8 | P. & S.B. | 41 | 73 | 8 | 5234 | 123 | 0 | 0.00 | 143 | 2.59 | 32 | 71 | 47 | 48 |
| 9 | ALL. Bank | 41 | 69 | 18 | 10659 | 127 | 76 | 0.09 | 5039 | 168.39 | 50 | 78 | 27 | 50 |
| 10 | UCO Bank | 356 | 12 | 32 | 2361 | 400 | 27 | 0.06 | 2807 | 16.15 | 26 | 35 | 50 | 41 |
| 11 | I.O.B. | 5 | 3 | 1 | 406 | 9 | 167 | 0.29 | 358 | 3.45 | 85 | 45 | 67 | 61 |
| 12 | S.B.Patiala | 1 | 101 | 1 | 787 | 103 | 12 | 0.01 | 273 | 3.41 | 51 | 99 | 42 | 66 |
| 13 | Bank of India | 28 | 21 | 8 | 2125 | 57 | 0 | 0.00 | 806 | 12.29 | 105 | 54 | 78 | 67 |
| 14 | Syn. Bank | 1 | 1 | 5 | 218 | 7 | 0 | 0.00 | 2005 | 14.04 | 35 | 52 | 38 | 42 |
| 15 | Vijaya Bank | 0 | 1 | 1 | 104 | 3 | 4 | 0.28 | 100 | 1.84 | 73 | 46 | 55 | 51 |
| 16 | Corpn. Bank | 9 | 58 | 10 | 3231 | 77 | 73 | 0.06 | 316 | 4.69 | 92 | 154 | 59 | 86 |
| 17 | Andhra Bank | 0 | 3 | 2 | 227 | 5 | 1 | 0.50 | 93 | 3.54 | 36 | 108 | 38 | 64 |
| 18 | Indian Bank | 0 | 8 | 0 | 591 | 9 | 3 | 0.02 | 496 | 7.58 | 17 | 33 | 16 | 24 |
| 19 | United Bank | 0 | 0 | 0 | 0 | 0 | 0 | 0.00 | 129 | 1.05 | 0 | 95 | 58 | 63 |
| 20 | S.B.B. & J. | 0 | 0 | 1 | 73 | 1 | 34 | 0.06 | 83 | 0.14 | 0 | 0 | 42 | 42 |
| 21 | B.O.M. | 0 | 7 | 5 | 80 | 12 | 8 | 0.91 | 105 | 2.13 | 0 | 60 | 36 | 40 |
| 22 | Dena Bank | 0 | 3 | 1 | 513 | 4 | 43 | 0.37 | 437 | 7.43 | 12 | 157 | 51 | 66 |
| 23 | IDBI Bank | 18 | 72 | 10 | 5397 | 100 | 45 | 0.27 | 548 | 8.35 | 42 | 129 | 10 | 47 |
| 24 | S.B.Hyd. | 0 | 0 | 0 | 20 | 0 | 21 | 0.04 | 22 | 1.57 | 0 | 289 | 87 | 171 |
| B | Total Non-Lead Banks | 743 | 1002 | 187 | 88599 | 1932 | 2935 | 7.66 | 19262 | 403.73 | 40 | 67 | 43 | 50 |
| C | Total N. Banks (A + B) | 2916 | 2312 | 1524 | 224021 | 6751 | 7874 | 61.73 | 54114 | 1175.47 | 41 | 61 | 49 | 51 |
| 25 | U.GB. | 355 | 100 | 1 | 76046 | 456 | 0 | 0.00 | 33778 | 271.47 | 52 | 65 | 77 | 57 |
| 26 | U.P.G.B. | 4 | 0 | 0 | 445 | 4 | 0 | 0.00 | 590 | 2.89 | 40 | 0 | 0 | 40 |
| D | Total R.R.B. | 359 | 100 | 1 | 76491 | 460 | 0 | 0.00 | 34368 | 274.36 | 52 | 65 | 77 | 57 |
| 27 | Co-op. Bank | 1404 | 0 | 0 | 68275 | 1404 | 0 | 0.00 | 11598 | 339.23 | 55 | 53 | 68 | 59 |
| E | Total Cooperative | 1404 | 0 | 0 | 68275 | 1404 | 0 | 0.00 | 11598 | 339.23 | 55 | 53 | 68 | 59 |
| F | Total (C+D+E) | 4679 | 2412 | 1525 | 368787 | 8615 | 7874 | 61.73 | 100080 | 1789.06 | 44 | 61 | 51 | 52 |
| 28 | Nainital Bank | 92 | 106 | 2 | 12431 | 201 | 2485 | 2.35 | 3204 | 30.89 | 45 | 82 | 31 | 67 |
| 29 | Axis Bank | 0 | 0 | 123 | 1154 | 123 | 0 | 0.00 | 493 | 44.07 | 113 | 33 | 50 | 48 |
| 30 | ICICI bank | 0 | 24 | 29 | 3794 | 53 | 0 | 0.00 | 780 | 6.89 | 0 | 0 | 97 | 48 |
| 31 | HDFC Bank | 33 | 168 | 35 | 40309 | 235 | 0 | 0.00 | 224 | 11.55 | 257 | 123 | 87 | 103 |
| 32 | J & k Bank | 0 | 0 | 0 | 0 | 0 | 11 | 0.01 | 0 | 0.00 | 0 | 0 | 0 | 18 |
| 33 | Fedral Bank | 0 | 0 | 0 | 0 | 0 | 0 | 0.00 | 0 | 0.00 | 0 | 0 | 52 | 52 |
| 34 | IndusInd Bank | 0 | 0 | 13 | 3123 | 13 | 0 | 0.00 | 161 | 0.61 | 0 | 0 | 172 | 172 |
| 35 | Karna. Bank | 0 | 0 | 1 | 49 | 1 | 0 | 0.00 | 3 | 0.23 | 0 | 89 | 37 | 43 |
| 36 | S.Indian Bank | 0 | 0 | 0 | 0 | 0 | 0 | 0.00 | 0 | 0.00 | 0 | 0 | 39 | 39 |
| 37 | St.Char. Bank | 0 | 0 | 0 | 0 | 0 | 0 | 0.00 | 0 | 0.00 | 0 | 0 | 0 | 0 |
| 38 | Yes Bank | 0 | 4 | 6 | 636 | 10 | 0 | 0.00 | 0 | 0.00 | 0 | 46 | 50 | 49 |
| 39 | Kotak Mahi. | 0 | 160 | 22 | 894 | 182 | 0 | 0.00 | 30 | 0.98 | 0 | 259 | 51 | 133 |
| 40 | Bhartiya M.B. | 0 | 0 | 0 | 12 | 0 | 0 | 0.00 | 0 | 0.00 | 39 | 0 | 42 | 41 |
| 41 | BANDHAN | 0 | 0 | 0 | 0 | 0 | 0 | 0.00 | 0 | 0.00 | 0 | 0 | 0 | 0 |
| G | Total Private Bank | 125 | 462 | 232 | 62402 | 818 | 2496 | 2.36 | 4895 | 95.21 | 71 | 59 | 70 | 65 |
| H | Total All Bank (F+G) | 4804 | 2873 | 1757 | 431189 | 9434 | 10370 | 64.09 | 104975 | 1884.27 | 44 | 60 | 53 | 53 |
| | RIDF | | | | | 0 | | | | | 0 | 0 | 0 | 0 |
| | Total (H+RIDF) | 4804 | 2873 | 1757 | 431189 | 9434 | 10370 | 64.09 | 104975 | 1884.27 | 61 | 60 | 53 | 58 |

**ANNUAL CREDIT PLAN
SECTOR WISE ACHIEVEMENTS OF ALL BANKS
PRIORITY SECTOR ADVANCE**

FROM 01.04.2016 TO 30.06.2016

(in Lacs)

| S. No. | Name of the Bank | CROP LOAN | | | | | Term Loan | | | | | FARM SECTOR | | | | |
|----------|-------------------------------|-----------|---------------|--------------|---------------|-----------|-----------|---------------|--------------|--------------|-----------|-------------|---------------|--------------|---------------|-----------|
| | | Targets | | Achievement | | %age | Targets | | Achievement | | %age | Targets | | Achievements | | %age |
| | | No. | Amt. | No. | Amt. | | No. | Amt. | No. | Amt. | | No. | Amt. | No. | Amt. | |
| 1 | State Bank of India | 0 | 117889 | 6552 | 26842 | 23 | 0 | 47516 | 1905 | 6252 | 13 | 0 | 165405 | 8457 | 33094 | 20 |
| 2 | Punjab National Bank | 0 | 72471 | 7654 | 14635 | 20 | 0 | 31929 | 2606 | 5922 | 19 | 0 | 104400 | 10260 | 20557 | 20 |
| 3 | Bank of Baroda | 0 | 48622 | 5770 | 15149 | 31 | 0 | 28945 | 896 | 2313 | 8 | 0 | 77567 | 6666 | 17462 | 23 |
| A | Total Lead Banks | 0 | 238982 | 19976 | 56626 | 24 | 0 | 108390 | 5407 | 14487 | 13 | 0 | 347372 | 25383 | 71113 | 20 |
| 4 | Oriental Bank of Comm. | 0 | 25613 | 4264 | 9386 | 37 | 0 | 12866 | 79 | 193 | 1 | 0 | 38479 | 4343 | 9579 | 25 |
| 5 | Union Bank of India | 0 | 13210 | 486 | 974 | 7 | 0 | 9195 | 228 | 200 | 2 | 0 | 22405 | 714 | 1174 | 5 |
| 6 | Canara Bank | 0 | 6744 | 714 | 1683 | 25 | 0 | 5472 | 437 | 908 | 17 | 0 | 12216 | 1151 | 2591 | 21 |
| 7 | Central Bank of India | 0 | 4493 | 162 | 250 | 6 | 0 | 2938 | 122 | 1659 | 56 | 0 | 7431 | 284 | 1909 | 26 |
| 8 | Punjab & Sind Bank | 0 | 6969 | 569 | 1660 | 24 | 0 | 3736 | 63 | 151 | 4 | 0 | 10705 | 632 | 1812 | 17 |
| 9 | Allahabad Bank | 0 | 10391 | 552 | 940 | 9 | 0 | 6203 | 0 | 0 | 0 | 0 | 16594 | 552 | 940 | 6 |
| 10 | UCO Bank | 0 | 8249 | 2011 | 2687 | 33 | 0 | 5419 | 2333 | 2060 | 38 | 0 | 13668 | 4344 | 4747 | 35 |
| 11 | Indian Overseas Bank | 0 | 11727 | 576 | 1001 | 9 | 0 | 2702 | 85 | 163 | 6 | 0 | 14429 | 661 | 1163 | 8 |
| 12 | State Bank of Patiala | 0 | 7125 | 61 | 375 | 5 | 0 | 4086 | 0 | 0 | 0 | 0 | 11211 | 61 | 375 | 3 |
| 13 | Bank of India | 0 | 3484 | 1140 | 1493 | 43 | 0 | 3019 | 138 | 252 | 8 | 0 | 6503 | 1278 | 1745 | 27 |
| 14 | Syndicate Bank | 0 | 2036 | 12 | 39 | 2 | 0 | 1145 | 14 | 30 | 3 | 0 | 3181 | 26 | 69 | 2 |
| 15 | Vijaya Bank | 0 | 401 | 75 | 164 | 41 | 0 | 417 | 13 | 108 | 26 | 0 | 818 | 88 | 272 | 33 |
| 16 | Corporation Bank | 0 | 3057 | 81 | 245 | 8 | 0 | 2062 | 47 | 112 | 5 | 0 | 5119 | 128 | 357 | 7 |
| 17 | Andhra bank | 0 | 861 | 13 | 31 | 4 | 0 | 732 | 1 | 1 | 0 | 0 | 1593 | 14 | 32 | 2 |
| 18 | Indian Bank | 0 | 1394 | 0 | 0 | 0 | 0 | 628 | 0 | 0 | 0 | 0 | 2022 | 0 | 0 | 0 |
| 19 | United Bank of India | 0 | 608 | 8 | 20 | 3 | 0 | 421 | 21 | 36 | 9 | 0 | 1029 | 29 | 56 | 5 |
| 20 | State Bank of B & J | 0 | 105 | 0 | 0 | 0 | 0 | 40 | 0 | 0 | 0 | 0 | 145 | 0 | 0 | 0 |
| 21 | Bank of Maharashtra | 0 | 526 | 7 | 34 | 6 | 0 | 546 | 6 | 70 | 13 | 0 | 1072 | 13 | 104 | 10 |
| 22 | Dena Bank | 0 | 1156 | 25 | 25 | 2 | 0 | 865 | 1 | 0 | 0 | 0 | 2021 | 26 | 26 | 1 |
| 23 | IDBI Bank | 0 | 2295 | 92 | 331 | 14 | 0 | 1532 | 115 | 166 | 11 | 0 | 3827 | 207 | 496 | 13 |
| 24 | State Bank of Hyderabad | 0 | 610 | 0 | 0 | 0 | 0 | 352 | 0 | 0 | 0 | 0 | 962 | 0 | 0 | 0 |
| B | Total Non-Lead Banks | 0 | 111054 | 10848 | 21339 | 19 | 0 | 64376 | 3703 | 6108 | 9 | 0 | 175430 | 14551 | 27447 | 16 |
| C | Total N. Banks (A + B) | 0 | 350036 | 30824 | 77964 | 22 | 0 | 172766 | 9110 | 20595 | 12 | 0 | 522802 | 39934 | 98559 | 19 |
| 25 | Uttarakhand G.B | 0 | 43628 | 11941 | 7012 | 16 | 0 | 24561 | 404 | 308 | 1 | 0 | 68189 | 12345 | 7320 | 11 |
| 26 | U.P. Gramin Bank | 0 | 795 | 234 | 283 | 36 | 0 | 88 | 8 | 4 | 5 | 0 | 883 | 242 | 287 | 33 |
| D | Total R.R.B. | 0 | 44423 | 12175 | 7295 | 16 | 0 | 24649 | 412 | 312 | 1 | 0 | 69072 | 12587 | 7607 | 11 |
| 27 | Co-operative Bank | 0 | 137009 | 1876 | 29336 | 21 | 0 | 53378 | 563 | 16858 | 32 | 0 | 190387 | 2439 | 46194 | 24 |
| E | Total Cooperative | 0 | 137009 | 1876 | 29336 | 21 | 0 | 53378 | 563 | 16858 | 32 | 0 | 190387 | 2439 | 46194 | 24 |
| F | Total (C+D+E) | 0 | 531468 | 44875 | 114595 | 22 | 0 | 250793 | 10085 | 37765 | 15 | 0 | 782261 | 54960 | 152360 | 19 |
| 28 | Nainital Bank | 0 | 18945 | 1238 | 3050 | 16 | 0 | 12128 | 106 | 1937 | 16 | 0 | 31073 | 1344 | 4986 | 16 |
| 29 | Axis Bank | 0 | 12137 | 2471 | 375 | 3 | 0 | 7251 | 212 | 27 | 0 | 0 | 19388 | 2683 | 402 | 2 |
| 30 | ICICI bank | 0 | 3007 | 0 | 0 | 0 | 0 | 1876 | 0 | 0 | 0 | 0 | 4883 | 0 | 0 | 0 |
| 31 | HDFC Bank | 0 | 6367 | 477 | 3732 | 59 | 0 | 6472 | 527 | 4031 | 62 | 0 | 12839 | 1004 | 7763 | 60 |
| 32 | The J & K Bank | 0 | 25 | 0 | 0 | 0 | 0 | 38 | 0 | 0 | 0 | 0 | 63 | 0 | 0 | 0 |
| 33 | Fedral Bank Ltd | 0 | 28 | 0 | 0 | 0 | 0 | 42 | 0 | 0 | 0 | 0 | 70 | 0 | 0 | 0 |
| 34 | IndusInd Bank | 0 | 171 | 0 | 0 | 0 | 0 | 180 | 0 | 0 | 0 | 0 | 351 | 0 | 0 | 0 |
| 35 | The Karnataka bank | 0 | 231 | 1 | 3 | 1 | 0 | 166 | 90 | 18 | 11 | 0 | 397 | 91 | 21 | 5 |
| 36 | The South Indian Bank Ltd | 0 | 28 | 0 | 0 | 0 | 0 | 41 | 1 | 20 | 49 | 0 | 69 | 1 | 20 | 29 |
| 37 | Standard Chartered Bank | 0 | 0 | 0 | 0 | 0 | 0 | 0 | 0 | 0 | 0 | 0 | 0 | 0 | 0 | 0 |
| 38 | Yes Bank | 0 | 636 | 10 | 711 | 112 | 0 | 415 | 81 | 356 | 86 | 0 | 1051 | 91 | 1067 | 102 |
| 39 | Kotak Mahinda | 0 | 1869 | 0 | 0 | 0 | 0 | 1311 | 77 | 98 | 7 | 0 | 3180 | 77 | 98 | 3 |
| 40 | Bhartiya Mahila Bank | 0 | 134 | 0 | 0 | 0 | 0 | 66 | 0 | 0 | 0 | 0 | 200 | 0 | 0 | 0 |
| 41 | BANDHAN BANK | 0 | 250 | 0 | 0 | 0 | 0 | 230 | 0 | 0 | 0 | 0 | 480 | 0 | 0 | 0 |
| G | Total Private Bank | 0 | 43828 | 4197 | 7870 | 18 | 0 | 30216 | 1094 | 6487 | 21 | 0 | 74044 | 5291 | 14357 | 19 |
| H | Total All Bank (F+G) | 0 | 575296 | 49072 | 122465 | 21 | 0 | 281009 | 11179 | 44252 | 16 | 0 | 856305 | 60251 | 166717 | 19 |

Contd.

(in Lacs)

| S. No. | Name of the Bank | NON FARM SECTOR | | | | | OTHER PRIORITY SECTOR | | | | | TOTAL PSA | | | | |
|----------|-------------------------------|-----------------|---------------|--------------|---------------|-----------|-----------------------|---------------|--------------|--------------|-----------|-----------|----------------|--------------|---------------|-----------|
| | | Targets | | Achievements | | %age | Targets | | Achievements | | %age | Targets | | Achievements | | %age |
| | | No. | Amt. | No. | Amt. | | No. | Amt. | No. | Amt. | | No. | Amt. | No. | Amt. | |
| 1 | State Bank of India | | 94850 | 1580 | 20277 | 21 | 0 | 75883 | 4595 | 16973 | 22 | 0 | 336138 | 14632 | 70343 | 21 |
| 2 | Punjab National Bank | | 67134 | 5356 | 34766 | 52 | 0 | 36698 | 2184 | 2610 | 7 | 0 | 208232 | 17800 | 57933 | 28 |
| 3 | Bank of Baroda | | 48522 | 381 | 4755 | 10 | 0 | 17138 | 128 | 510 | 3 | 0 | 143227 | 7175 | 22728 | 16 |
| A | Total Lead Banks | 0 | 210506 | 7317 | 59798 | 28 | 0 | 129719 | 6907 | 20094 | 15 | 0 | 687597 | 39607 | 151004 | 22 |
| 4 | Oriental Bank of Comm. | | 21734 | 497 | 2902 | 13 | 0 | 15980 | 225 | 3121 | 20 | 0 | 76193 | 5065 | 15601 | 20 |
| 5 | Union Bank of India | | 25672 | 647 | 1455 | 6 | 0 | 16537 | 11 | 13 | 0 | 0 | 64614 | 1372 | 2642 | 4 |
| 6 | Canara Bank | | 42316 | 986 | 6468 | 15 | 0 | 11089 | 609 | 6518 | 59 | 0 | 65621 | 2746 | 15577 | 24 |
| 7 | Central Bank of India | | 19503 | 192 | 5151 | 26 | 0 | 8280 | 124 | 1648 | 20 | 0 | 35214 | 600 | 8707 | 25 |
| 8 | Punjab & Sind Bank | | 8758 | 247 | 2089 | 24 | 0 | 7054 | 115 | 703 | 10 | 0 | 26517 | 994 | 4603 | 17 |
| 9 | Allahabad Bank | | 11674 | 340 | 1264 | 11 | 0 | 9143 | 235 | 1382 | 15 | 0 | 37411 | 1127 | 3586 | 10 |
| 10 | UCO Bank | | 6840 | 440 | 1812 | 26 | 0 | 4922 | 2404 | 2065 | 42 | 0 | 25430 | 7188 | 8623 | 34 |
| 11 | Indian Overseas Bank | | 8358 | 110 | 380 | 5 | 0 | 9559 | 684 | 2814 | 29 | 0 | 32346 | 1455 | 4357 | 13 |
| 12 | State Bank of Patiala | | 8850 | 54 | 474 | 5 | 0 | 5464 | 48 | 500 | 9 | 0 | 25525 | 163 | 1349 | 5 |
| 13 | Bank of India | | 5411 | 2290 | 6640 | 123 | 0 | 6082 | 0 | 0 | 0 | 0 | 17996 | 3568 | 8385 | 47 |
| 14 | Syndicate Bank | | 2814 | 0 | 0 | 0 | 0 | 6373 | 609 | 3476 | 55 | 0 | 12368 | 635 | 3546 | 29 |
| 15 | Vijaya Bank | | 2586 | 0 | 0 | 0 | 0 | 1639 | 0 | 0 | 0 | 0 | 5043 | 88 | 272 | 5 |
| 16 | Corporation Bank | | 2561 | 77 | 655 | 26 | 0 | 2091 | 49 | 300 | 14 | 0 | 9771 | 254 | 1312 | 13 |
| 17 | Andhra bank | | 2119 | 0 | 0 | 0 | 0 | 2008 | 51 | 470 | 23 | 0 | 5720 | 65 | 502 | 9 |
| 18 | Indian Bank | | 2230 | 30 | 45 | 2 | 0 | 2198 | 26 | 28 | 1 | 0 | 6450 | 56 | 73 | 1 |
| 19 | United Bank of India | | 2642 | 0 | 0 | 0 | 0 | 1226 | 0 | 0 | 0 | 0 | 4897 | 29 | 56 | 1 |
| 20 | State Bank of B & J | | 800 | 0 | 0 | 0 | 0 | 972 | 0 | 0 | 0 | 0 | 1917 | 0 | 0 | 0 |
| 21 | Bank of Maharashtra | | 994 | 0 | 0 | 0 | 0 | 1232 | 23 | 301 | 24 | 0 | 3298 | 36 | 405 | 12 |
| 22 | Dena Bank | | 1493 | 116 | 360 | 24 | 0 | 1209 | 55 | 77 | 6 | 0 | 4723 | 197 | 463 | 10 |
| 23 | IDBI Bank | | 2476 | 481 | 1935 | 78 | 0 | 2711 | 93 | 343 | 13 | 0 | 9014 | 781 | 2774 | 31 |
| 24 | State Bank of Hyderabad | | 1526 | 0 | 0 | 0 | 0 | 338 | 0 | 0 | 0 | 0 | 2826 | 0 | 0 | 0 |
| B | Total Non-Lead Banks | 0 | 181357 | 6507 | 31627 | 17 | 0 | 116107 | 5361 | 23758 | 20 | 0 | 472894 | 26419 | 82832 | 18 |
| C | Total N. Banks (A + B) | 0 | 391863 | 13824 | 91425 | 23 | 0 | 245826 | 12268 | 43852 | 18 | 0 | 1160491 | 66026 | 233836 | 20 |
| 25 | Uttarakhand G.B | | 15703 | 944 | 3060 | 19 | 0 | 27132 | 582 | 2138 | 8 | 0 | 111024 | 13871 | 12517 | 11 |
| 26 | U.P. Gramin Bank | | 10 | 28 | 14 | 135 | 0 | 90 | 0 | 0 | 0 | 0 | 983 | 270 | 301 | 31 |
| D | Total R.R.B. | 0 | 15713 | 972 | 3073 | 20 | 0 | 27222 | 582 | 2138 | 8 | 0 | 112007 | 14141 | 12818 | 11 |
| 27 | Co-operative Bank | | 5958 | 2269 | 767 | 13 | 0 | 43359 | 2629 | 8469 | 20 | 0 | 239704 | 7337 | 55429 | 23 |
| E | Total Cooperative | 0 | 5958 | 2269 | 767 | 13 | 0 | 43359 | 2629 | 8469 | 20 | 0 | 239704 | 7337 | 55429 | 23 |
| F | Total (C+D+E) | 0 | 413534 | 17065 | 95264 | 23 | 0 | 316407 | 15479 | 54459 | 17 | 0 | 1512202 | 87504 | 302083 | 20 |
| 28 | Nainital Bank | | 16234 | 410 | 3216 | 20 | 0 | 9625 | 365 | 4567 | 47 | 0 | 56932 | 2119 | 12769 | 22 |
| 29 | Axis Bank | | 5179 | 42 | 11 | 0 | 0 | 3415 | 6 | 0 | 0 | 0 | 27982 | 2731 | 413 | 1 |
| 30 | ICICI bank | | 3580 | 0 | 0 | 0 | 0 | 3567 | 0 | 0 | 0 | 0 | 12030 | 0 | 0 | 0 |
| 31 | HDFC Bank | | 3808 | 4908 | 4581 | 120 | 0 | 2271 | 285 | 242 | 11 | 0 | 18918 | 6197 | 12585 | 67 |
| 32 | The J & K Bank | | 131 | 0 | 0 | 0 | 0 | 63 | 0 | 0 | 0 | 0 | 257 | 0 | 0 | 0 |
| 33 | Fedral Bank Ltd | | 112 | 0 | 0 | 0 | 0 | 56 | 0 | 0 | 0 | 0 | 238 | 0 | 0 | 0 |
| 34 | IndusInd Bank | | 228 | 432 | 12 | 5 | 0 | 94 | 0 | 0 | 0 | 0 | 673 | 432 | 12 | 2 |
| 35 | The Karnataka bank | | 509 | 1 | 0 | 0 | 0 | 720 | 13 | 142 | 20 | 0 | 1626 | 105 | 163 | 10 |
| 36 | The South Indian Bank Ltd | | 64 | 0 | 0 | 0 | 0 | 31 | 0 | 0 | 0 | 0 | 164 | 1 | 20 | 12 |
| 37 | Standard Chartered Bank | | 51 | 0 | 0 | 0 | 0 | 22 | 0 | 0 | 0 | 0 | 73 | 0 | 0 | 0 |
| 38 | Yes Bank | | 481 | 28 | 258 | 54 | 0 | 238 | 0 | 0 | 0 | 0 | 1770 | 119 | 1325 | 75 |
| 39 | Kotak Mahinda | | 640 | 60 | 434 | 68 | 0 | 314 | 0 | 0 | 0 | 0 | 4134 | 137 | 531 | 13 |
| 40 | Bhartiya Mahila Bank | | 163 | 0 | 0 | 0 | 0 | 149 | 0 | 0 | 0 | 0 | 512 | 0 | 0 | 0 |
| 41 | BANDHAN BANK | | 361 | 0 | 0 | 0 | 0 | 131 | 0 | 0 | 0 | 0 | 972 | 0 | 0 | 0 |
| G | Total Private Bank | 0 | 31541 | 5881 | 8511 | 27 | 0 | 20696 | 669 | 4951 | 24 | 0 | 126281 | 11841 | 27819 | 22 |
| H | Total All Bank (F+G) | 0 | 445075 | 22946 | 103775 | 23 | 0 | 337103 | 16148 | 59410 | 18 | 0 | 1638483 | 99345 | 329902 | 20 |

ANNUAL CREDIT PLAN
SECTOR WISE ACHIEVEMENTS OF ALL BANKS
NON PRIORITY SECTOR ADVANCE
FROM 01.04.2016 TO 30.06.2016

(in Lacs)

| S. No. | Name of the Bank | SSI | | Services | | Personal | | Total Non-PSA | |
|----------|-------------------------------|-------------|-----------------|--------------|------------------|--------------|------------------|---------------|------------------|
| | | No. | Amt. | No. | Amt. | No. | Amt. | No. | Amt. |
| 1 | State Bank of India | 722 | 20638.05 | 638 | 60956.54 | 15188 | 46967.29 | 16548 | 128561.88 |
| 2 | Punjab National Bank | 106 | 4031.38 | 158 | 6303.37 | 1355 | 6335.42 | 1619 | 16670.17 |
| 3 | Bank of Baroda | 5 | 1414.00 | 142 | 497.00 | 605 | 3415.13 | 752 | 5326.13 |
| A | Total Lead Banks | 833 | 26083.43 | 938 | 67756.91 | 17148 | 56717.84 | 18919 | 150558.18 |
| 4 | Oriental Bank of Comm. | 0 | 0.00 | 0 | 0.00 | 691 | 2668.71 | 691 | 2668.71 |
| 5 | Union Bank of India | 1 | 25.00 | 3 | 26.00 | 136 | 334.88 | 140 | 385.88 |
| 6 | Canara Bank | 28 | 62.59 | 41 | 82.86 | 572 | 845.58 | 641 | 991.03 |
| 7 | Central Bank of India | 0 | 0.00 | 0 | 0.00 | 338 | 1620.86 | 338 | 1620.86 |
| 8 | Punjab & Sind Bank | 0 | 0.00 | 0 | 0.00 | 254 | 817.14 | 254 | 817.14 |
| 9 | Allahabad Bank | 25 | 36.01 | 61 | 179.50 | 43 | 141.00 | 129 | 356.51 |
| 10 | UCO Bank | 0 | 0.00 | 0 | 0.00 | 907 | 3847.71 | 907 | 3847.71 |
| 11 | Indian Overseas Bank | 360 | 2128.81 | 235 | 6060.19 | 1123 | 807.83 | 1718 | 8996.83 |
| 12 | State Bank of Patiala | 3 | 28.00 | 9 | 143.00 | 221 | 1087.00 | 233 | 1258.00 |
| 13 | Bank of India | 40 | 1995.00 | 511 | 2252.50 | 172 | 1954.50 | 723 | 6202.00 |
| 14 | Syndicate Bank | 0 | 0.00 | 25 | 109.21 | 348 | 1502.85 | 373 | 1612.06 |
| 15 | Vijaya Bank | 75 | 1023.53 | 308 | 1309.00 | 892 | 6734.00 | 1275 | 9066.53 |
| 16 | Corporation Bank | 0 | 0.00 | 0 | 0.00 | 201 | 649.33 | 201 | 649.33 |
| 17 | Andhra bank | 0 | 0.00 | 1 | 22.31 | 312 | 2128.49 | 313 | 2150.80 |
| 18 | Indian Bank | 241 | 1212.07 | 59 | 199.58 | 148 | 610.64 | 448 | 2022.29 |
| 19 | United Bank of India | 17 | 2.76 | 0 | 0.00 | 0 | 0.00 | 17 | 2.76 |
| 20 | State Bank of B & J | 0 | 0.00 | 0 | 0.00 | 69 | 171.07 | 69 | 171.07 |
| 21 | Bank of Maharashtra | 6 | 629.00 | 17 | 228.76 | 4 | 11.69 | 27 | 869.45 |
| 22 | Dena Bank | 116 | 394.00 | 143 | 491.00 | 236 | 630.00 | 495 | 1515.00 |
| 23 | IDBI Bank | 12 | 55.36 | 31 | 62.81 | 163 | 1004.27 | 206 | 1122.44 |
| 24 | State Bank of Hyderabad | 0 | 0.00 | 0 | 0.00 | 0 | 0.00 | 0 | 0.00 |
| B | Total Non-Lead Banks | 924 | 7592.13 | 1444 | 11166.72 | 6830 | 27567.55 | 9198 | 46326.40 |
| C | Total N. Banks (A + B) | 1757 | 33675.56 | 2382 | 78923.63 | 23978 | 84285.39 | 28117 | 196884.58 |
| 25 | Uttarakhand G.B | 0 | 0.00 | 1799 | 5760.11 | 0 | 0.00 | 1799 | 5760.11 |
| 26 | U.P. Gramin Bank | 0 | 0.00 | 0 | 0.00 | 0 | 0.00 | 0 | 0.00 |
| D | Total R.R.B. | 0 | 0.00 | 1799 | 5760.11 | 0 | 0.00 | 1799 | 5760.11 |
| 27 | Co-operative Bank | 476 | 1110.21 | 707 | 1434.16 | 455 | 1035.42 | 1638 | 3579.79 |
| E | Total Cooperative | 476 | 1110.21 | 707 | 1434.16 | 455 | 1035.42 | 1638 | 3579.79 |
| F | Total (C+D+E) | 2233 | 34785.77 | 4888 | 86117.90 | 24433 | 85320.81 | 31554 | 206224.48 |
| 28 | Nainital Bank | 33 | 367.35 | 17 | 228.63 | 504 | 1831.50 | 554 | 2427.48 |
| 29 | Axis Bank | 1 | 0.46 | 437 | 2624.46 | 420 | 3803.15 | 858 | 6428.07 |
| 30 | ICICI bank | 14 | 185.94 | 5416 | 15178.93 | 0 | 0.00 | 5430 | 15364.87 |
| 31 | HDFC Bank | 0 | 0.00 | 3280 | 8230.44 | 840 | 1834.59 | 4120 | 10065.03 |
| 32 | The J & K Bank | 0 | 0.00 | 0 | 0.00 | 3 | 99.00 | 3 | 99.00 |
| 33 | Fedral Bank Ltd | 0 | 0.00 | 0 | 0.00 | 0 | 0.00 | 0 | 0.00 |
| 34 | IndusInd Bank | 0 | 0.00 | 432 | 11.68 | 0 | 0.00 | 432 | 11.68 |
| 35 | The Karnataka bank | 0 | 0.00 | 83 | 307.77 | 1 | 0.01 | 84 | 307.78 |
| 36 | The South Indian Bank Ltd | 0 | 0.00 | 0 | 0.00 | 0 | 0.00 | 0 | 0.00 |
| 37 | Standard Chartered Bank | 0 | 0.00 | 0 | 0.00 | 0 | 0.00 | 0 | 0.00 |
| 38 | Yes Bank | 0 | 0.00 | 0 | 0.00 | 5 | 18745.00 | 5 | 18745.00 |
| 39 | Kotak Mahinda | 0 | 0.00 | 0 | 0.00 | 119 | 1088.61 | 119 | 1088.61 |
| 40 | Bhartiya Mahila Bank | 4 | 20.50 | 2 | 1.50 | 52 | 142.40 | 58 | 164.40 |
| 41 | BANDHAN BANK | 0 | 0.00 | 0 | 0.00 | 0 | 0.00 | 0 | 0.00 |
| G | Total Private Bank | 52 | 574.25 | 9667 | 26583.41 | 1944 | 27544.26 | 11663 | 54701.92 |
| H | Total All Bank (F+G) | 2285 | 35360.02 | 14555 | 112701.31 | 26377 | 112865.07 | 43217 | 260926.39 |

KISAN CREDIT CARD SCHEME
POSITION AS ON : 30TH JUNE 2016
FROM 01.04.2016 TO 30.06.2016

(in Lacs)

| S. No. | Name of the Bank | Yearly Target | Card Issued | Limit Sanctioned | ATM Enabled KCC issued | % Ach. of Target | Cumulative Position Since inception | |
|----------|-------------------------------|---------------|--------------|------------------|------------------------|------------------|-------------------------------------|------------------|
| | | No. | No. | Amount | No. | | No. | Amount |
| 1 | State Bank of India | 9775 | 6552 | 26841.68 | 22035 | 67 | 288278 | 203777.48 |
| 2 | Punjab National Bank | 7165 | 7654 | 14635.08 | 5380 | 107 | 91457 | 107442.36 |
| 3 | Bank of Baroda | 4720 | 5770 | 15148.89 | 637 | 122 | 26166 | 66121.56 |
| A | Total Lead Banks | 21660 | 19976 | 56626 | 28052 | 92 | 405901 | 377341.40 |
| 4 | Oriental Bank of Comm. | 2433 | 4264 | 9386.19 | 376 | 175 | 16918 | 45149.12 |
| 5 | Union Bank of India | 1887 | 486 | 973.96 | 325 | 26 | 11967 | 23236.46 |
| 6 | Canara Bank | 1293 | 714 | 1682.52 | 809 | 55 | 3354 | 5149.49 |
| 7 | Central Bank of India | 1257 | 162 | 250.32 | 162 | 13 | 2065 | 1990.63 |
| 8 | Punjab & Sind Bank | 1043 | 569 | 1660.15 | 195 | 55 | 4518 | 12166.84 |
| 9 | Allahabad Bank | 1275 | 552 | 940.19 | 63 | 43 | 4712 | 9256.01 |
| 10 | UCO Bank | 902 | 2011 | 2686.76 | 1700 | 223 | 1798 | 2699.97 |
| 11 | Indian Overseas Bank | 1558 | 576 | 1000.50 | 470 | 37 | 5490 | 5545.20 |
| 12 | State Bank of Patiala | 1153 | 61 | 375.00 | 28 | 5 | 6626 | 14468.53 |
| 13 | Bank of India | 842 | 1140 | 1493.49 | 509 | 135 | 4282 | 7696.00 |
| 14 | Syndicate Bank | 431 | 12 | 39.15 | 24 | 3 | 156 | 190.33 |
| 15 | Vijaya Bank | 6 | 75 | 164.00 | 0 | 1250 | 4 | 14.00 |
| 16 | Corporation Bank | 125 | 81 | 245.06 | 35 | 65 | 2489 | 7184.00 |
| 17 | Andhra bank | 150 | 13 | 31.22 | 161 | 9 | 226 | 565.13 |
| 18 | Indian Bank | 550 | 0 | 0.00 | 171 | 0 | 6054 | 9207.96 |
| 19 | United Bank of India | 125 | 8 | 20.00 | 11 | 6 | 42 | 152.56 |
| 20 | State Bank of B & J | 0 | 0 | 0.00 | 0 | 0 | 0 | 0.00 |
| 21 | Bank of Maharashtra | 125 | 7 | 34.00 | 1 | 6 | 6 | 27.00 |
| 22 | Dena Bank | 200 | 25 | 25.23 | 177 | 13 | 233 | 586.00 |
| 23 | IDBI Bank | 65 | 92 | 330.78 | 3 | 142 | 3237 | 6983.49 |
| 24 | State Bank of Hyderabad | 0 | 0 | 0.00 | 0 | 0 | 0 | 0.00 |
| B | Total Non-Lead Banks | 15420 | 10848 | 21339 | 5220 | 70 | 74177 | 152268.72 |
| C | Total N. Banks (A + B) | 37080 | 30824 | 77964 | 33272 | 83 | 480078 | 529610.12 |
| 25 | Uttarakhand G.B | 6950 | 11941 | 7012.43 | 29676 | 172 | 148302 | 92268.00 |
| 26 | U.P. Gramin Bank | 100 | 234 | 283.01 | 0 | 234 | 780 | 813.00 |
| D | Total R.R.B. | 7050 | 12175 | 7295 | 29676 | 173 | 149082 | 93081.00 |
| 27 | Co-operative Bank | 52500 | 1876 | 29335.66 | 0 | 4 | 421643 | 161961.80 |
| E | Total Cooperative | 52500 | 1876 | 29336 | 0 | 4 | 421643 | 161961.80 |
| F | Total (C+D+E) | 96630 | 44875 | 114595 | 62948 | 46 | 1050803 | 784652.92 |
| 28 | Nainital Bank | 2105 | 1238 | 3049.61 | 0 | 59 | 7823 | 16930.35 |
| 29 | Axis Bank | 475 | 2471 | 374.91 | 0 | 520 | 2463 | 31278.61 |
| 30 | ICICI bank | 415 | 0 | 0.00 | 0 | 0 | 1601 | 1933.09 |
| 31 | HDFC Bank | 300 | 477 | 3731.79 | 477 | 159 | 16206 | 64049.87 |
| 32 | The J & K Bank | 0 | 0 | 0.00 | 0 | 0 | 0 | 0.00 |
| 33 | Fedral Bank Ltd | 0 | 0 | 0.00 | 0 | 0 | 0 | 0.00 |
| 34 | IndusInd Bank | 0 | 0 | 0.00 | 0 | 0 | 0 | 0.00 |
| 35 | The Karnataka bank | 0 | 1 | 2.90 | 0 | 0 | 0 | 0.00 |
| 36 | The South Indian Bank Ltd | 0 | 0 | 0.00 | 0 | 0 | 0 | 0.00 |
| 37 | Standard Chartered Bank | 25 | 0 | 0.00 | 0 | 0 | 0 | 0.00 |
| 38 | Yes Bank | 0 | 10 | 711.00 | 0 | 0 | 523 | 1221.55 |
| 39 | Kotak Mahinda | 25 | 0 | 0.00 | 0 | 0 | 0 | 0.00 |
| 40 | Bhartiya Mahila Bank | 25 | 0 | 0.00 | 0 | 0 | 0 | 0.00 |
| 41 | BANDHAN BANK | 0 | 0 | 0.00 | 0 | 0 | 0 | 0.00 |
| G | Total Private Bank | 3370 | 4197 | 7870 | 477 | 125 | 28616 | 115413.47 |
| H | Total All Bank (F+G) | 100000 | 49072 | 122465 | 63425 | 49 | 1079419 | 900066.39 |

CREDIT FLOW TO AGRICULTURE SECTOR :
PROGRESS MADE UPTO THE MONTH OF 30TH JUNE 2016
FROM 01.04.2016 TO 30.06.2016

(in Lacs)

| S. No. | Name of the Bank | Nos. of Semi-Urban & Rural Brs. | Disbursement/Loans issued (1) | | | | | |
|----------|-------------------------------|---------------------------------|-------------------------------|------------------|--------------|-----------------|--------------|------------------|
| | | | Crop Loan | | Term Loan | | Total Loan | |
| | | | No. | Amt. | No. | Amt. | No. | Amt. |
| 1 | State Bank of India | 337 | 6552 | 26841.68 | 1905 | 6251.91 | 8457 | 33093.59 |
| 2 | Punjab National Bank | 196 | 7654 | 14635.08 | 2606 | 5921.64 | 10260 | 20556.72 |
| 3 | Bank of Baroda | 96 | 5770 | 15148.89 | 896 | 2313.31 | 6666 | 17462.20 |
| A | Total Lead Banks | 629 | 19976 | 56625.65 | 5407 | 14486.86 | 25383 | 71112.51 |
| 4 | Oriental Bank of Comm. | 57 | 4264 | 9386.19 | 79 | 192.83 | 4343 | 9579.02 |
| 5 | Union Bank of India | 60 | 486 | 973.96 | 228 | 199.91 | 714 | 1173.87 |
| 6 | Canara Bank | 60 | 714 | 1682.52 | 437 | 908.31 | 1151 | 2590.83 |
| 7 | Central Bank of India | 26 | 162 | 250.32 | 122 | 1658.81 | 284 | 1909.13 |
| 8 | Punjab & Sind Bank | 35 | 569 | 1660.15 | 63 | 151.38 | 632 | 1811.53 |
| 9 | Allahabad Bank | 31 | 552 | 940.19 | 0 | 0.00 | 552 | 940.19 |
| 10 | UCO Bank | 43 | 2011 | 2686.76 | 2333 | 2059.76 | 4344 | 4746.52 |
| 11 | Indian Overseas Bank | 38 | 576 | 1000.50 | 85 | 162.70 | 661 | 1163.20 |
| 12 | State Bank of Patiala | 18 | 61 | 375.00 | 0 | 0.00 | 61 | 375.00 |
| 13 | Bank of India | 27 | 1140 | 1493.49 | 138 | 251.50 | 1278 | 1744.99 |
| 14 | Syndicate Bank | 34 | 12 | 39.15 | 14 | 29.96 | 26 | 69.11 |
| 15 | Vijaya Bank | 7 | 75 | 164.00 | 13 | 108.00 | 88 | 272.00 |
| 16 | Corporation Bank | 19 | 81 | 245.06 | 47 | 112.18 | 128 | 357.24 |
| 17 | Andhra bank | 8 | 13 | 31.22 | 1 | 0.65 | 14 | 31.87 |
| 18 | Indian Bank | 8 | 0 | 0.00 | 0 | 0.00 | 0 | 0.00 |
| 19 | United Bank of India | 3 | 8 | 20.00 | 21 | 36.25 | 29 | 56.25 |
| 20 | State Bank of B & J | 0 | 0 | 0.00 | 0 | 0.00 | 0 | 0.00 |
| 21 | Bank of Maharashtra | 2 | 7 | 34.00 | 6 | 70.00 | 13 | 104.00 |
| 22 | Dena Bank | 11 | 25 | 25.23 | 1 | 0.40 | 26 | 25.63 |
| 23 | IDBI Bank | 26 | 92 | 330.78 | 115 | 165.53 | 207 | 496.31 |
| 24 | State Bank of Hyderabad | 2 | 0 | 0.00 | 0 | 0.00 | 0 | 0.00 |
| B | Total Non-Lead Banks | 515 | 10848 | 21338.52 | 3703 | 6108.17 | 14551 | 27446.69 |
| C | Total N. Banks (A + B) | 1144 | 30824 | 77964.17 | 9110 | 20595.03 | 39934 | 98559.20 |
| 25 | Uttarakhand G.B | 272 | 11941 | 7012.43 | 404 | 307.54 | 12345 | 7319.97 |
| 26 | U.P. Gramin Bank | 1 | 234 | 283.01 | 8 | 4.00 | 242 | 287.01 |
| D | Total R.R.B. | 273 | 12175 | 7295.44 | 412 | 311.54 | 12587 | 7606.98 |
| 27 | Co-operative Bank | 223 | 1876 | 29335.66 | 563 | 16858.14 | 2439 | 46193.80 |
| E | Total Cooperative | 223 | 1876 | 29335.66 | 563 | 16858.14 | 2439 | 46193.80 |
| F | Total (C+D+E) | 1640 | 44875 | 114595.27 | 10085 | 37764.71 | 54960 | 152359.98 |
| 28 | Nainital Bank | 62 | 1238 | 3049.61 | 106 | 1936.88 | 1344 | 4986.49 |
| 29 | Axis Bank | 20 | 2471 | 374.91 | 212 | 27.43 | 2683 | 402.34 |
| 30 | ICICI bank | 19 | 0 | 0.00 | 0 | 0.00 | 0 | 0.00 |
| 31 | HDFC Bank | 21 | 477 | 3731.79 | 527 | 4030.78 | 1004 | 7762.57 |
| 32 | The J & K Bank | 0 | 0 | 0.00 | 0 | 0.00 | 0 | 0.00 |
| 33 | Fedral Bank Ltd | 0 | 0 | 0.00 | 0 | 0.00 | 0 | 0.00 |
| 34 | IndusInd Bank | 0 | 0 | 0.00 | 0 | 0.00 | 0 | 0.00 |
| 35 | The Karnataka bank | 2 | 1 | 2.90 | 90 | 18.07 | 91 | 20.97 |
| 36 | The South Indian Bank Ltd | 0 | 0 | 0.00 | 1 | 20.00 | 1 | 20.00 |
| 37 | Standard Chartered Bank | 0 | 0 | 0.00 | 0 | 0.00 | 0 | 0.00 |
| 38 | Yes Bank | 6 | 10 | 711.00 | 81 | 356.41 | 91 | 1067.41 |
| 39 | Kotak Mahinda | 5 | 0 | 0.00 | 77 | 97.70 | 77 | 97.70 |
| 40 | Bhartiya Mahila Bank | 2 | 0 | 0.00 | 0 | 0.00 | 0 | 0.00 |
| 41 | BANDHAN BANK | 0 | 0 | 0.00 | 0 | 0.00 | 0 | 0.00 |
| G | Total Private Bank | 137 | 4197 | 7870.21 | 1094 | 6487.27 | 5291 | 14357.48 |
| H | Total All Bank (F+G) | 1777 | 49072 | 122465.48 | 11179 | 44251.98 | 60251 | 166717.46 |

PRIME MINISTER EMPLOYMENT GENERATION PROGRAMME

TOTAL (DIC + KVIC + KVIB)

FROM 01.04.2016 TO 30.06.2016

(in Lacs)

| S. No. | Name of the Bank | Yearly Target | Received | | Sanctioned | | Loan Sanctioned to SC/ST beneficiaries | |
|----------|-------------------------------|---------------|------------|----------------|------------|---------------|--|---------------|
| | | | No. | Amt. | No. | Amt. | No. | Amt. |
| 1 | State Bank of India | 241 | 49 | 114.89 | 46 | 107.88 | 28 | 49.05 |
| 2 | Punjab National Bank | 116 | 56 | 268.06 | 41 | 187.81 | 0 | 0.00 |
| 3 | Bank of Baroda | 56 | 0 | 0.00 | 0 | 0.00 | 0 | 0.00 |
| A | Total Lead Banks | 413 | 105 | 382.95 | 87 | 295.69 | 28 | 49.05 |
| 4 | Oriental Bank of Comm. | 27 | 0 | 0.00 | 0 | 0.00 | 0 | 0.00 |
| 5 | Union Bank of India | 47 | 6 | 13.50 | 6 | 13.50 | 1 | 0.50 |
| 6 | Canara Bank | 33 | 0 | 0.00 | 0 | 0.00 | 0 | 0.00 |
| 7 | Central Bank of India | 19 | 3 | 13.00 | 2 | 8.00 | 0 | 0.00 |
| 8 | Punjab & Sind Bank | 16 | 1 | 0.95 | 1 | 0.95 | 1 | 0.95 |
| 9 | Allahabad Bank | 20 | 9 | 18.33 | 4 | 3.33 | 0 | 0.00 |
| 10 | UCO Bank | 27 | 36 | 53.57 | 36 | 53.57 | 0 | 0.00 |
| 11 | Indian Overseas Bank | 20 | 18 | 128.40 | 10 | 40.10 | 3 | 5.75 |
| 12 | State Bank of Patiala | 10 | 16 | 46.00 | 16 | 43.32 | 4 | 9.46 |
| 13 | Bank of India | 16 | 62 | 143.33 | 41 | 83.22 | 16 | 23.00 |
| 14 | Syndicate Bank | 16 | 0 | 0.00 | 0 | 0.00 | 0 | 0.00 |
| 15 | Vijaya Bank | 3 | 9 | 30.95 | 2 | 5.00 | 76 | 90.95 |
| 16 | Corporation Bank | 7 | 7 | 23.11 | 7 | 23.11 | 0 | 0.00 |
| 17 | Andhra bank | 3 | 1 | 0.50 | 1 | 0.45 | 0 | 0.00 |
| 18 | Indian Bank | 3 | 3 | 19.00 | 1 | 5.00 | 0 | 0.00 |
| 19 | United Bank of India | 3 | 14 | 52.00 | 8 | 42.00 | 0 | 0.00 |
| 20 | State Bank of B & J | 0 | 0 | 0.00 | 0 | 0.00 | 0 | 0.00 |
| 21 | Bank of Maharashtra | 3 | 9 | 32.75 | 8 | 32.25 | 8 | 6.00 |
| 22 | Dena Bank | 3 | 7 | 30.50 | 7 | 30.50 | 4 | 21.50 |
| 23 | IDBI Bank | 0 | 1 | 0.30 | 1 | 0.30 | 0 | 0.00 |
| 24 | State Bank of Hyderabad | 0 | 1 | 20.00 | 1 | 20.00 | 0 | 0.00 |
| B | Total Non-Lead Banks | 276 | 203 | 626.19 | 152 | 404.60 | 113 | 158.11 |
| C | Total N. Banks (A + B) | 689 | 308 | 1009.14 | 239 | 700.29 | 141 | 207.16 |
| 25 | Uttarakhand G.B | 180 | 19 | 53.42 | 19 | 53.42 | 0 | 0.00 |
| 26 | U.P. Gramin Bank | 0 | 0 | 0.00 | 0 | 0.00 | 0 | 0.00 |
| D | Total R.R.B. | 180 | 19 | 53.42 | 19 | 53.42 | 0 | 0.00 |
| 27 | Co-operative Bank | 161 | 5 | 9.91 | 5 | 9.91 | 1 | 0.28 |
| E | Total Cooperative | 161 | 5 | 9.91 | 5 | 9.91 | 1 | 0.28 |
| F | Total (C+D+E) | 1030 | 332 | 1072.47 | 263 | 763.62 | 142 | 207.44 |
| 28 | Nainital Bank | 40 | 0 | 0.00 | 0 | 0.00 | 0 | 0.00 |
| 29 | Axis Bank | 0 | 0 | 0.00 | 0 | 0.00 | 0 | 0.00 |
| 30 | ICICI bank | 0 | 0 | 0.00 | 0 | 0.00 | 0 | 0.00 |
| 31 | HDFC Bank | 0 | 0 | 0.00 | 0 | 0.00 | 0 | 0.00 |
| 32 | The J & K Bank | 0 | 0 | 0.00 | 0 | 0.00 | 0 | 0.00 |
| 33 | Fedral Bank Ltd | 0 | 0 | 0.00 | 0 | 0.00 | 0 | 0.00 |
| 34 | IndusInd Bank | 0 | 0 | 0.00 | 0 | 0.00 | 0 | 0.00 |
| 35 | The Karnataka bank | 0 | 0 | 0.00 | 0 | 0.00 | 0 | 0.00 |
| 36 | The South Indian Bank Ltd | 0 | 0 | 0.00 | 0 | 0.00 | 0 | 0.00 |
| 37 | Standard Chartered Bank | 0 | 0 | 0.00 | 0 | 0.00 | 0 | 0.00 |
| 38 | Yes Bank | 0 | 0 | 0.00 | 0 | 0.00 | 0 | 0.00 |
| 39 | Kotak Mahinda | 0 | 0 | 0.00 | 0 | 0.00 | 0 | 0.00 |
| 40 | Bhartiya Mahila Bank | 0 | 0 | 0.00 | 0 | 0.00 | 0 | 0.00 |
| 41 | BANDHAN BANK | 0 | 0 | 0.00 | 0 | 0.00 | 0 | 0.00 |
| G | Total Private Bank | 40 | 0 | 0.00 | 0 | 0.00 | 0 | 0.00 |
| H | Total All Bank (F+G) | 1070 | 332 | 1072.47 | 263 | 763.62 | 142 | 207.44 |

Contd.

(in Lacs)

| S. No. | Name of the Bank | Loan Sanctioned to OBC beneficiaries | | Loan Sanctioned to Women beneficiaries | | Loan Disbursed | | Returned | Outstanding as on 30.06.2016 | |
|----------|-------------------------------|--------------------------------------|--------------|--|---------------|----------------|---------------|-----------|------------------------------|-----------------|
| | | No. | Amt. | No. | Amt. | No. | Amt. | No. | No. | Amt. |
| 1 | State Bank of India | 2 | 2.40 | 11 | 21.84 | 45 | 102.88 | 26 | 3471 | 8219.30 |
| 2 | Punjab National Bank | 0 | 0.00 | 0 | 0.00 | 38 | 148.64 | 15 | 253 | 997.88 |
| 3 | Bank of Baroda | 0 | 0.00 | 0 | 0.00 | 0 | 0.00 | 0 | 260 | 468.84 |
| A | Total Lead Banks | 2 | 2.40 | 11 | 21.84 | 83 | 251.52 | 41 | 3984 | 9686.02 |
| 4 | Oriental Bank of Comm. | 0 | 0.00 | 0 | 0.00 | 0 | 0.00 | 0 | 425 | 868.67 |
| 5 | Union Bank of India | 1 | 2.00 | 1 | 2.00 | 6 | 11.70 | 0 | 262 | 465.63 |
| 6 | Canara Bank | 0 | 0.00 | 0 | 0.00 | 0 | 0.00 | 0 | 175 | 470.55 |
| 7 | Central Bank of India | 0 | 0.00 | 0 | 0.00 | 1 | 5.00 | 1 | 128 | 344.70 |
| 8 | Punjab & Sind Bank | 0 | 0.00 | 0 | 0.00 | 1 | 0.95 | 0 | 79 | 200.05 |
| 9 | Allahabad Bank | 0 | 0.00 | 0 | 0.00 | 6 | 11.98 | 5 | 235 | 445.13 |
| 10 | UCO Bank | 0 | 0.00 | 0 | 0.00 | 36 | 51.65 | 0 | 156 | 222.72 |
| 11 | Indian Overseas Bank | 1 | 0.95 | 5 | 31.90 | 7 | 10.10 | 8 | 135 | 423.81 |
| 12 | State Bank of Patiala | 7 | 25.10 | 5 | 8.76 | 16 | 43.32 | 0 | 16 | 42.63 |
| 13 | Bank of India | 7 | 12.00 | 12 | 29.35 | 19 | 37.45 | 21 | 68 | 193.10 |
| 14 | Syndicate Bank | 0 | 0.00 | 0 | 0.00 | 0 | 0.00 | 0 | 187 | 483.78 |
| 15 | Vijaya Bank | 0 | 0.00 | 0 | 0.00 | 0 | 0.00 | 7 | 233 | 770.63 |
| 16 | Corporation Bank | 0 | 0.00 | 0 | 0.00 | 5 | 18.41 | 0 | 38 | 54.12 |
| 17 | Andhra bank | 0 | 0.00 | 0 | 0.00 | 0 | 0.00 | 0 | 29 | 97.38 |
| 18 | Indian Bank | 1 | 5.00 | 0 | 0.00 | 1 | 5.00 | 2 | 16 | 70.89 |
| 19 | United Bank of India | 0 | 0.00 | 0 | 0.00 | 0 | 0.00 | 6 | 0 | 0.00 |
| 20 | State Bank of B & J | 0 | 0.00 | 0 | 0.00 | 0 | 0.00 | 0 | 0 | 0.00 |
| 21 | Bank of Maharashtra | 0 | 0.00 | 3 | 22.25 | 8 | 32.25 | 1 | 14 | 36.75 |
| 22 | Dena Bank | 3 | 9.00 | 0 | 0.00 | 7 | 30.50 | 0 | 32 | 68.54 |
| 23 | IDBI Bank | 0 | 0.00 | 0 | 0.00 | 2 | 3.40 | 0 | 23 | 71.47 |
| 24 | State Bank of Hyderabad | 0 | 0.00 | 0 | 0.00 | 1 | 20.00 | 0 | 0 | 0.00 |
| B | Total Non-Lead Banks | 20 | 54.05 | 26 | 94.26 | 116 | 281.71 | 51 | 2251 | 5330.55 |
| C | Total N. Banks (A + B) | 22 | 56.45 | 37 | 116.10 | 199 | 533.23 | 92 | 6235 | 15016.57 |
| 25 | Uttarakhand G.B | 0 | 0.00 | 4 | 4.73 | 24 | 28.79 | 0 | 1135 | 2547.33 |
| 26 | U.P. Gramin Bank | 0 | 0.00 | 0 | 0.00 | 0 | 0.00 | 0 | 0 | 0.00 |
| D | Total R.R.B. | 0 | 0.00 | 4 | 4.73 | 24 | 28.79 | 0 | 1135 | 2547.33 |
| 27 | Co-operative Bank | 4 | 18.81 | 0 | 0.00 | 5 | 9.91 | 0 | 8 | 16.44 |
| E | Total Cooperative | 4 | 18.81 | 0 | 0.00 | 5 | 9.91 | 0 | 8 | 16.44 |
| F | Total (C+D+E) | 26 | 75.26 | 41 | 120.83 | 228 | 571.93 | 92 | 7378 | 17580.34 |
| 28 | Nainital Bank | 0 | 0.00 | 0 | 0.00 | 0 | 0.00 | 0 | 188 | 467.11 |
| 29 | Axis Bank | 0 | 0.00 | 0 | 0.00 | 0 | 0.00 | 0 | 0 | 0.00 |
| 30 | ICICI bank | 0 | 0.00 | 0 | 0.00 | 0 | 0.00 | 0 | 0 | 0.00 |
| 31 | HDFC Bank | 0 | 0.00 | 0 | 0.00 | 0 | 0.00 | 0 | 0 | 0.00 |
| 32 | The J & K Bank | 0 | 0.00 | 0 | 0.00 | 0 | 0.00 | 0 | 0 | 0.00 |
| 33 | Fedral Bank Ltd | 0 | 0.00 | 0 | 0.00 | 0 | 0.00 | 0 | 0 | 0.00 |
| 34 | IndusInd Bank | 0 | 0.00 | 0 | 0.00 | 0 | 0.00 | 0 | 0 | 0.00 |
| 35 | The Karnataka bank | 0 | 0.00 | 0 | 0.00 | 0 | 0.00 | 0 | 0 | 0.00 |
| 36 | The South Indian Bank Ltd | 0 | 0.00 | 0 | 0.00 | 0 | 0.00 | 0 | 0 | 0.00 |
| 37 | Standard Chartered Bank | 0 | 0.00 | 0 | 0.00 | 0 | 0.00 | 0 | 0 | 0.00 |
| 38 | Yes Bank | 0 | 0.00 | 0 | 0.00 | 0 | 0.00 | 0 | 0 | 0.00 |
| 39 | Kotak Mahinda | 0 | 0.00 | 0 | 0.00 | 0 | 0.00 | 0 | 0 | 0.00 |
| 40 | Bhartiya Mahila Bank | 0 | 0.00 | 0 | 0.00 | 0 | 0.00 | 0 | 0 | 0.00 |
| 41 | BANDHAN BANK | 0 | 0.00 | 0 | 0.00 | 0 | 0.00 | 0 | 0 | 0.00 |
| G | Total Private Bank | 0 | 0.00 | 0 | 0.00 | 0 | 0.00 | 0 | 188 | 467.11 |
| H | Total All Bank (F+G) | 26 | 75.26 | 41 | 120.83 | 228 | 571.93 | 92 | 7566 | 18047.45 |

**PRIME MINISTER EMPLOYMENT GENERATION PROGRAMME
DIC**

FROM 01.04.2016 TO 30.06.2016

(in Lacs)

| S. No. | Name of the Bank | Yearly Target | Received | | Sanctioned | | Loan Sanctioned to SC/ST beneficiaries | |
|----------|-------------------------------|---------------|------------|---------------|------------|---------------|--|---------------|
| | | | No. | Amt. | No. | Amt. | No. | Amt. |
| 1 | State Bank of India | 97 | 31 | 60.36 | 31 | 60.36 | 21 | 29.65 |
| 2 | Punjab National Bank | 48 | 32 | 152.28 | 23 | 112.32 | 0 | 0.00 |
| 3 | Bank of Baroda | 22 | 0 | 0.00 | 0 | 0.00 | 0 | 0.00 |
| A | Total Lead Banks | 167 | 63 | 212.64 | 54 | 172.68 | 21 | 29.65 |
| 4 | Oriental Bank of Comm. | 11 | 0 | 0.00 | 0 | 0.00 | 0 | 0.00 |
| 5 | Union Bank of India | 19 | 0 | 0.00 | 0 | 0.00 | 0 | 0.00 |
| 6 | Canara Bank | 13 | 0 | 0.00 | 0 | 0.00 | 0 | 0.00 |
| 7 | Central Bank of India | 7 | 0 | 0.00 | 0 | 0.00 | 0 | 0.00 |
| 8 | Punjab & Sind Bank | 6 | 1 | 0.95 | 1 | 0.95 | 1 | 0.95 |
| 9 | Allahabad Bank | 8 | 1 | 1.43 | 1 | 1.43 | 0 | 0.00 |
| 10 | UCO Bank | 11 | 36 | 53.57 | 36 | 53.57 | 0 | 0.00 |
| 11 | Indian Overseas Bank | 8 | 11 | 69.40 | 7 | 10.10 | 1 | 0.75 |
| 12 | State Bank of Patiala | 4 | 8 | 23.00 | 8 | 21.66 | 2 | 3.50 |
| 13 | Bank of India | 6 | 20 | 68.88 | 17 | 41.20 | 2 | 10.50 |
| 14 | Syndicate Bank | 6 | 0 | 0.00 | 0 | 0.00 | 0 | 0.00 |
| 15 | Vijaya Bank | 1 | 9 | 30.95 | 2 | 5.00 | 76 | 90.95 |
| 16 | Corporation Bank | 3 | 7 | 23.11 | 7 | 23.11 | 0 | 0.00 |
| 17 | Andhra bank | 1 | 0 | 0.00 | 0 | 0.00 | 0 | 0.00 |
| 18 | Indian Bank | 1 | 0 | 0.00 | 0 | 0.00 | 0 | 0.00 |
| 19 | United Bank of India | 1 | 7 | 26.00 | 4 | 21.00 | 0 | 0.00 |
| 20 | State Bank of B & J | 0 | 0 | 0.00 | 0 | 0.00 | 0 | 0.00 |
| 21 | Bank of Maharashtra | 1 | 2 | 21.25 | 2 | 21.25 | 4 | 3.00 |
| 22 | Dena Bank | 1 | 4 | 15.50 | 4 | 15.50 | 3 | 14.50 |
| 23 | IDBI Bank | 0 | 1 | 0.30 | 1 | 0.30 | 0 | 0.00 |
| 24 | State Bank of Hyderabad | 0 | 0 | 0.00 | 0 | 0.00 | 0 | 0.00 |
| B | Total Non-Lead Banks | 108 | 107 | 334.34 | 90 | 215.07 | 89 | 124.15 |
| C | Total N. Banks (A + B) | 275 | 170 | 546.98 | 144 | 387.75 | 110 | 153.80 |
| 25 | Uttarakhand G.B | 72 | 4 | 4.21 | 4 | 4.21 | 0 | 0.00 |
| 26 | U.P. Gramin Bank | 0 | 0 | 0.00 | 0 | 0.00 | 0 | 0.00 |
| D | Total R.R.B. | 72 | 4 | 4.21 | 4 | 4.21 | 0 | 0.00 |
| 27 | Co-operative Bank | 65 | 5 | 9.91 | 5 | 9.91 | 1 | 0.28 |
| E | Total Cooperative | 65 | 5 | 9.91 | 5 | 9.91 | 1 | 0.28 |
| F | Total (C+D+E) | 412 | 179 | 561.10 | 153 | 401.87 | 111 | 154.08 |
| 28 | Nainital Bank | 16 | 0 | 0.00 | 0 | 0.00 | 0 | 0.00 |
| 29 | Axis Bank | 0 | 0 | 0.00 | 0 | 0.00 | 0 | 0.00 |
| 30 | ICICI bank | 0 | 0 | 0.00 | 0 | 0.00 | 0 | 0.00 |
| 31 | HDFC Bank | 0 | 0 | 0.00 | 0 | 0.00 | 0 | 0.00 |
| 32 | The J & K Bank | 0 | 0 | 0.00 | 0 | 0.00 | 0 | 0.00 |
| 33 | Fedral Bank Ltd | 0 | 0 | 0.00 | 0 | 0.00 | 0 | 0.00 |
| 34 | IndusInd Bank | 0 | 0 | 0.00 | 0 | 0.00 | 0 | 0.00 |
| 35 | The Karnataka bank | 0 | 0 | 0.00 | 0 | 0.00 | 0 | 0.00 |
| 36 | The South Indian Bank L | 0 | 0 | 0.00 | 0 | 0.00 | 0 | 0.00 |
| 37 | Standard Chartered Ban | 0 | 0 | 0.00 | 0 | 0.00 | 0 | 0.00 |
| 38 | Yes Bank | 0 | 0 | 0.00 | 0 | 0.00 | 0 | 0.00 |
| 39 | Kotak Mahinda | 0 | 0 | 0.00 | 0 | 0.00 | 0 | 0.00 |
| 40 | Bhartiya Mahila Bank | 0 | 0 | 0.00 | 0 | 0.00 | 0 | 0.00 |
| 41 | BANDHAN BANK | 0 | 0 | 0.00 | 0 | 0.00 | 0 | 0.00 |
| G | Total Private Bank | 16 | 0 | 0.00 | 0 | 0.00 | 0 | 0.00 |
| H | Total All Bank (F+G) | 428 | 179 | 561.10 | 153 | 401.87 | 111 | 154.08 |

Contd.

(in Lacs)

| S. No. | Name of the Bank | Loan Sanctioned to OBC beneficiaries | | Loan Sanctioned to Women beneficiaries | | Loan Disbursed | | Returned | Outstanding as on 30.06.2016 | |
|----------|-------------------------------|--------------------------------------|--------------|--|--------------|----------------|---------------|-----------|------------------------------|----------------|
| | | No. | Amt. | No. | Amt. | No. | Amt. | No. | No. | Amt. |
| 1 | State Bank of India | 1 | 1.90 | 5 | 12.43 | 31 | 60.36 | 17 | 1758 | 3367.42 |
| 2 | Punjab National Bank | 0 | 0.00 | 0 | 0.00 | 21 | 89.21 | 9 | 183 | 611.94 |
| 3 | Bank of Baroda | 0 | 0.00 | 0 | 0.00 | 0 | 0.00 | 0 | 56 | 134.78 |
| A | Total Lead Banks | 1 | 1.90 | 5 | 12.43 | 52 | 149.57 | 26 | 1997 | 4114.14 |
| 4 | Oriental Bank of Comm. | 0 | 0.00 | 0 | 0.00 | 0 | 0.00 | 0 | 325 | 490.84 |
| 5 | Union Bank of India | 0 | 0.00 | 0 | 0.00 | 0 | 0.00 | 0 | 214 | 321.83 |
| 6 | Canara Bank | 0 | 0.00 | 0 | 0.00 | 0 | 0.00 | 0 | 144 | 354.90 |
| 7 | Central Bank of India | 0 | 0.00 | 0 | 0.00 | 0 | 0.00 | 0 | 86 | 130.80 |
| 8 | Punjab & Sind Bank | 0 | 0.00 | 0 | 0.00 | 1 | 0.95 | 0 | 53 | 117.42 |
| 9 | Allahabad Bank | 0 | 0.00 | 0 | 0.00 | 3 | 7.13 | 0 | 125 | 231.14 |
| 10 | UCO Bank | 0 | 0.00 | 0 | 0.00 | 36 | 51.65 | 0 | 54 | 86.55 |
| 11 | Indian Overseas Bank | 1 | 0.95 | 4 | 6.90 | 7 | 10.10 | 4 | 112 | 315.34 |
| 12 | State Bank of Patiala | 3 | 11.80 | 3 | 6.36 | 8 | 21.66 | 0 | 8 | 20.93 |
| 13 | Bank of India | 0 | 0.00 | 1 | 2.00 | 0 | 0.00 | 3 | 35 | 89.42 |
| 14 | Syndicate Bank | 0 | 0.00 | 0 | 0.00 | 0 | 0.00 | 0 | 94 | 244.29 |
| 15 | Vijaya Bank | 0 | 0.00 | 0 | 0.00 | 0 | 0.00 | 7 | 233 | 770.63 |
| 16 | Corporation Bank | 0 | 0.00 | 0 | 0.00 | 5 | 18.41 | 0 | 38 | 54.12 |
| 17 | Andhra bank | 0 | 0.00 | 0 | 0.00 | 0 | 0.00 | 0 | 24 | 87.31 |
| 18 | Indian Bank | 0 | 0.00 | 0 | 0.00 | 0 | 0.00 | 0 | 4 | 9.56 |
| 19 | United Bank of India | 0 | 0.00 | 0 | 0.00 | 0 | 0.00 | 3 | 0 | 0.00 |
| 20 | State Bank of B & J | 0 | 0.00 | 0 | 0.00 | 0 | 0.00 | 0 | 0 | 0.00 |
| 21 | Bank of Maharashtra | 0 | 0.00 | 1 | 14.25 | 2 | 21.25 | 0 | 8 | 25.75 |
| 22 | Dena Bank | 1 | 1.00 | 0 | 0.00 | 4 | 15.50 | 0 | 20 | 42.28 |
| 23 | IDBI Bank | 0 | 0.00 | 0 | 0.00 | 2 | 3.40 | 0 | 12 | 34.57 |
| 24 | State Bank of Hyderabad | 0 | 0.00 | 0 | 0.00 | 0 | 0.00 | 0 | 0 | 0.00 |
| B | Total Non-Lead Banks | 5 | 13.75 | 9 | 29.51 | 68 | 150.05 | 17 | 1589 | 3427.68 |
| C | Total N. Banks (A + B) | 6 | 15.65 | 14 | 41.94 | 120 | 299.62 | 43 | 3586 | 7541.82 |
| 25 | Uttarakhand G.B | 0 | 0.00 | 1 | 0.38 | 4 | 4.21 | 0 | 564 | 1270.58 |
| 26 | U.P. Gramin Bank | 0 | 0.00 | 0 | 0.00 | 0 | 0.00 | 0 | 0 | 0.00 |
| D | Total R.R.B. | 0 | 0.00 | 1 | 0.38 | 4 | 4.21 | 0 | 564 | 1270.58 |
| 27 | Co-operative Bank | 4 | 18.81 | 0 | 0.00 | 5 | 9.91 | 0 | 8 | 16.44 |
| E | Total Cooperative | 4 | 18.81 | 0 | 0.00 | 5 | 9.91 | 0 | 8 | 16.44 |
| F | Total (C+D+E) | 10 | 34.46 | 15 | 42.32 | 129 | 313.74 | 43 | 4158 | 8828.84 |
| 28 | Nainital Bank | 0 | 0.00 | 0 | 0.00 | 0 | 0.00 | 0 | 1 | 4.70 |
| 29 | Axis Bank | 0 | 0.00 | 0 | 0.00 | 0 | 0.00 | 0 | 0 | 0.00 |
| 30 | ICICI bank | 0 | 0.00 | 0 | 0.00 | 0 | 0.00 | 0 | 0 | 0.00 |
| 31 | HDFC Bank | 0 | 0.00 | 0 | 0.00 | 0 | 0.00 | 0 | 0 | 0.00 |
| 32 | The J & K Bank | 0 | 0.00 | 0 | 0.00 | 0 | 0.00 | 0 | 0 | 0.00 |
| 33 | Fedral Bank Ltd | 0 | 0.00 | 0 | 0.00 | 0 | 0.00 | 0 | 0 | 0.00 |
| 34 | IndusInd Bank | 0 | 0.00 | 0 | 0.00 | 0 | 0.00 | 0 | 0 | 0.00 |
| 35 | The Karnataka bank | 0 | 0.00 | 0 | 0.00 | 0 | 0.00 | 0 | 0 | 0.00 |
| 36 | The South Indian Bank L | 0 | 0.00 | 0 | 0.00 | 0 | 0.00 | 0 | 0 | 0.00 |
| 37 | Standard Chartered Ban | 0 | 0.00 | 0 | 0.00 | 0 | 0.00 | 0 | 0 | 0.00 |
| 38 | Yes Bank | 0 | 0.00 | 0 | 0.00 | 0 | 0.00 | 0 | 0 | 0.00 |
| 39 | Kotak Mahinda | 0 | 0.00 | 0 | 0.00 | 0 | 0.00 | 0 | 0 | 0.00 |
| 40 | Bhartiya Mahila Bank | 0 | 0.00 | 0 | 0.00 | 0 | 0.00 | 0 | 0 | 0.00 |
| 41 | BANDHAN BANK | 0 | 0.00 | 0 | 0.00 | 0 | 0.00 | 0 | 0 | 0.00 |
| G | Total Private Bank | 0 | 0.00 | 0 | 0.00 | 0 | 0.00 | 0 | 1 | 4.70 |
| H | Total All Bank (F+G) | 10 | 34.46 | 15 | 42.32 | 129 | 313.74 | 43 | 4159 | 8833.54 |

**PRIME MINISTER EMPLOYMENT GENERATION PROGRAMME
KVIC**

FROM 01.04.2016 TO 30.06.2016

(in Lacs)

| S. No. | Name of the Bank | Yearly Target | Received | | Sanctioned | | Loan Sanctioned to SC/ST beneficiaries | |
|----------|-------------------------------|---------------|------------|---------------|------------|---------------|--|--------------|
| | | | No. | Amt. | No. | Amt. | No. | Amt. |
| 1 | State Bank of India | 72 | 11 | 35.02 | 11 | 35.02 | 7 | 19.40 |
| 2 | Punjab National Bank | 34 | 13 | 57.28 | 10 | 32.28 | 0 | 0.00 |
| 3 | Bank of Baroda | 17 | 0 | 0.00 | 0 | 0.00 | 0 | 0.00 |
| A | Total Lead Banks | 123 | 24 | 92.30 | 21 | 67.30 | 7 | 19.40 |
| 4 | Oriental Bank of Comm. | 8 | 0 | 0.00 | 0 | 0.00 | 0 | 0.00 |
| 5 | Union Bank of India | 14 | 6 | 13.50 | 6 | 13.50 | 1 | 0.50 |
| 6 | Canara Bank | 10 | 0 | 0.00 | 0 | 0.00 | 0 | 0.00 |
| 7 | Central Bank of India | 6 | 3 | 13.00 | 2 | 8.00 | 0 | 0.00 |
| 8 | Punjab & Sind Bank | 5 | 0 | 0.00 | 0 | 0.00 | 0 | 0.00 |
| 9 | Allahabad Bank | 6 | 5 | 8.40 | 3 | 1.90 | 0 | 0.00 |
| 10 | UCO Bank | 8 | 0 | 0.00 | 0 | 0.00 | 0 | 0.00 |
| 11 | Indian Overseas Bank | 6 | 7 | 59.00 | 3 | 30.00 | 2 | 5.00 |
| 12 | State Bank of Patiala | 3 | 8 | 23.00 | 8 | 21.66 | 2 | 5.96 |
| 13 | Bank of India | 5 | 21 | 28.20 | 7 | 28.12 | 8 | 4.50 |
| 14 | Syndicate Bank | 5 | 0 | 0.00 | 0 | 0.00 | 0 | 0.00 |
| 15 | Vijaya Bank | 1 | 0 | 0.00 | 0 | 0.00 | 0 | 0.00 |
| 16 | Corporation Bank | 2 | 0 | 0.00 | 0 | 0.00 | 0 | 0.00 |
| 17 | Andhra bank | 1 | 1 | 0.50 | 1 | 0.45 | 0 | 0.00 |
| 18 | Indian Bank | 1 | 3 | 19.00 | 1 | 5.00 | 0 | 0.00 |
| 19 | United Bank of India | 1 | 7 | 26.00 | 4 | 21.00 | 0 | 0.00 |
| 20 | State Bank of B & J | 0 | 0 | 0.00 | 0 | 0.00 | 0 | 0.00 |
| 21 | Bank of Maharashtra | 1 | 4 | 10.00 | 4 | 10.00 | 2 | 2.00 |
| 22 | Dena Bank | 1 | 3 | 15.00 | 3 | 15.00 | 1 | 7.00 |
| 23 | IDBI Bank | 0 | 0 | 0.00 | 0 | 0.00 | 0 | 0.00 |
| 24 | State Bank of Hyderabad | 0 | 0 | 0.00 | 0 | 0.00 | 0 | 0.00 |
| B | Total Non-Lead Banks | 84 | 68 | 215.60 | 42 | 154.63 | 16 | 24.96 |
| C | Total N. Banks (A + B) | 207 | 92 | 307.90 | 63 | 221.93 | 23 | 44.36 |
| 25 | Uttarakhand G.B | 54 | 9 | 33.74 | 9 | 33.74 | 0 | 0.00 |
| 26 | U.P. Gramin Bank | 0 | 0 | 0.00 | 0 | 0.00 | 0 | 0.00 |
| D | Total R.R.B. | 54 | 9 | 33.74 | 9 | 33.74 | 0 | 0.00 |
| 27 | Co-operative Bank | 48 | 0 | 0.00 | 0 | 0.00 | 0 | 0.00 |
| E | Total Cooperative | 48 | 0 | 0.00 | 0 | 0.00 | 0 | 0.00 |
| F | Total (C+D+E) | 309 | 101 | 341.64 | 72 | 255.67 | 23 | 44.36 |
| 28 | Nainital Bank | 12 | 0 | 0.00 | 0 | 0.00 | 0 | 0.00 |
| 29 | Axis Bank | 0 | 0 | 0.00 | 0 | 0.00 | 0 | 0.00 |
| 30 | ICICI bank | 0 | 0 | 0.00 | 0 | 0.00 | 0 | 0.00 |
| 31 | HDFC Bank | 0 | 0 | 0.00 | 0 | 0.00 | 0 | 0.00 |
| 32 | The J & K Bank | 0 | 0 | 0.00 | 0 | 0.00 | 0 | 0.00 |
| 33 | Fedral Bank Ltd | 0 | 0 | 0.00 | 0 | 0.00 | 0 | 0.00 |
| 34 | IndusInd Bank | 0 | 0 | 0.00 | 0 | 0.00 | 0 | 0.00 |
| 35 | The Karnataka bank | 0 | 0 | 0.00 | 0 | 0.00 | 0 | 0.00 |
| 36 | The South Indian Bank Lt | 0 | 0 | 0.00 | 0 | 0.00 | 0 | 0.00 |
| 37 | Standard Chartered Bank | 0 | 0 | 0.00 | 0 | 0.00 | 0 | 0.00 |
| 38 | Yes Bank | 0 | 0 | 0.00 | 0 | 0.00 | 0 | 0.00 |
| 39 | Kotak Mahinda | 0 | 0 | 0.00 | 0 | 0.00 | 0 | 0.00 |
| 40 | Bhartiya Mahila Bank | 0 | 0 | 0.00 | 0 | 0.00 | 0 | 0.00 |
| 41 | BANDHAN BANK | 0 | 0 | 0.00 | 0 | 0.00 | 0 | 0.00 |
| G | Total Private Bank | 12 | 0 | 0.00 | 0 | 0.00 | 0 | 0.00 |
| H | Total All Bank (F+G) | 321 | 101 | 341.64 | 72 | 255.67 | 23 | 44.36 |

SLBC - 6-B(a)

Contd.

(in Lacs)

| S. No. | Name of the Bank | Loan Sanctioned to OBC beneficiaries | | Loan Sanctioned to Women beneficiaries | | Loan Disbursed | | Returned | Outstanding as on 30.06.2016 | |
|----------|-------------------------------|--------------------------------------|--------------|--|--------------|----------------|---------------|-----------|------------------------------|----------------|
| | | No. | Amt. | No. | Amt. | No. | Amt. | | No. | Amt. |
| 1 | State Bank of India | 1 | 0.50 | 6 | 9.41 | 11 | 35.02 | 6 | 964 | 3478.41 |
| 2 | Punjab National Bank | 0 | 0.00 | 0 | 0.00 | 10 | 32.28 | 3 | 45 | 237.48 |
| 3 | Bank of Baroda | 0 | 0.00 | 0 | 0.00 | 0 | 0.00 | 0 | 153 | 238.61 |
| A | Total Lead Banks | 1 | 0.50 | 6 | 9.41 | 21 | 67.30 | 9 | 1162 | 3954.50 |
| 4 | Oriental Bank of Comm. | 0 | 0.00 | 0 | 0.00 | 0 | 0.00 | 0 | 40 | 278.30 |
| 5 | Union Bank of India | 1 | 2.00 | 1 | 2.00 | 6 | 11.70 | 0 | 35 | 117.20 |
| 6 | Canara Bank | 0 | 0.00 | 0 | 0.00 | 0 | 0.00 | 0 | 19 | 66.81 |
| 7 | Central Bank of India | 0 | 0.00 | 0 | 0.00 | 1 | 5.00 | 1 | 19 | 178.85 |
| 8 | Punjab & Sind Bank | 0 | 0.00 | 0 | 0.00 | 0 | 0.00 | 0 | 13 | 44.81 |
| 9 | Allahabad Bank | 0 | 0.00 | 0 | 0.00 | 2 | 2.85 | 2 | 100 | 192.53 |
| 10 | UCO Bank | 0 | 0.00 | 0 | 0.00 | 0 | 0.00 | 0 | 45 | 45.99 |
| 11 | Indian Overseas Bank | 0 | 0.00 | 1 | 25.00 | 0 | 0.00 | 4 | 21 | 103.05 |
| 12 | State Bank of Patiala | 4 | 13.30 | 2 | 2.40 | 8 | 21.66 | 0 | 8 | 21.70 |
| 13 | Bank of India | 3 | 6.00 | 5 | 7.00 | 2 | 4.70 | 14 | 16 | 43.68 |
| 14 | Syndicate Bank | 0 | 0.00 | 0 | 0.00 | 0 | 0.00 | 0 | 93 | 239.49 |
| 15 | Vijaya Bank | 0 | 0.00 | 0 | 0.00 | 0 | 0.00 | 0 | 0 | 0.00 |
| 16 | Corporation Bank | 0 | 0.00 | 0 | 0.00 | 0 | 0.00 | 0 | 0 | 0.00 |
| 17 | Andhra bank | 0 | 0.00 | 0 | 0.00 | 0 | 0.00 | 0 | 4 | 8.54 |
| 18 | Indian Bank | 1 | 5.00 | 0 | 0.00 | 1 | 5.00 | 2 | 12 | 61.33 |
| 19 | United Bank of India | 0 | 0.00 | 0 | 0.00 | 0 | 0.00 | 3 | 0 | 0.00 |
| 20 | State Bank of B & J | 0 | 0.00 | 0 | 0.00 | 0 | 0.00 | 0 | 0 | 0.00 |
| 21 | Bank of Maharashtra | 0 | 0.00 | 2 | 8.00 | 4 | 10.00 | 0 | 4 | 10.00 |
| 22 | Dena Bank | 2 | 8.00 | 0 | 0.00 | 3 | 15.00 | 0 | 12 | 26.26 |
| 23 | IDBI Bank | 0 | 0.00 | 0 | 0.00 | 0 | 0.00 | 0 | 8 | 31.87 |
| 24 | State Bank of Hyderabad | 0 | 0.00 | 0 | 0.00 | 0 | 0.00 | 0 | 0 | 0.00 |
| B | Total Non-Lead Banks | 11 | 34.30 | 11 | 44.40 | 27 | 75.91 | 26 | 449 | 1470.41 |
| C | Total N. Banks (A + B) | 12 | 34.80 | 17 | 53.81 | 48 | 143.21 | 35 | 1611 | 5424.91 |
| 25 | Uttarakhand G.B | 0 | 0.00 | 1 | 0.95 | 9 | 10.63 | 0 | 236 | 598.64 |
| 26 | U.P. Gramin Bank | 0 | 0.00 | 0 | 0.00 | 0 | 0.00 | 0 | 0 | 0.00 |
| D | Total R.R.B. | 0 | 0.00 | 1 | 0.95 | 9 | 10.63 | 0 | 236 | 598.64 |
| 27 | Co-operative Bank | 0 | 0.00 | 0 | 0.00 | 0 | 0.00 | 0 | 0 | 0.00 |
| E | Total Cooperative | 0 | 0.00 | 0 | 0.00 | 0 | 0.00 | 0 | 0 | 0.00 |
| F | Total (C+D+E) | 12 | 34.80 | 18 | 54.76 | 57 | 153.84 | 35 | 1847 | 6023.55 |
| 28 | Nainital Bank | 0 | 0.00 | 0 | 0.00 | 0 | 0.00 | 0 | 104 | 389.91 |
| 29 | Axis Bank | 0 | 0.00 | 0 | 0.00 | 0 | 0.00 | 0 | 0 | 0.00 |
| 30 | ICICI bank | 0 | 0.00 | 0 | 0.00 | 0 | 0.00 | 0 | 0 | 0.00 |
| 31 | HDFC Bank | 0 | 0.00 | 0 | 0.00 | 0 | 0.00 | 0 | 0 | 0.00 |
| 32 | The J & K Bank | 0 | 0.00 | 0 | 0.00 | 0 | 0.00 | 0 | 0 | 0.00 |
| 33 | Fedral Bank Ltd | 0 | 0.00 | 0 | 0.00 | 0 | 0.00 | 0 | 0 | 0.00 |
| 34 | IndusInd Bank | 0 | 0.00 | 0 | 0.00 | 0 | 0.00 | 0 | 0 | 0.00 |
| 35 | The Karnataka bank | 0 | 0.00 | 0 | 0.00 | 0 | 0.00 | 0 | 0 | 0.00 |
| 36 | The South Indian Bank L | 0 | 0.00 | 0 | 0.00 | 0 | 0.00 | 0 | 0 | 0.00 |
| 37 | Standard Chartered Ban | 0 | 0.00 | 0 | 0.00 | 0 | 0.00 | 0 | 0 | 0.00 |
| 38 | Yes Bank | 0 | 0.00 | 0 | 0.00 | 0 | 0.00 | 0 | 0 | 0.00 |
| 39 | Kotak Mahinda | 0 | 0.00 | 0 | 0.00 | 0 | 0.00 | 0 | 0 | 0.00 |
| 40 | Bhartiya Mahila Bank | 0 | 0.00 | 0 | 0.00 | 0 | 0.00 | 0 | 0 | 0.00 |
| 41 | BANDHAN BANK | 0 | 0.00 | 0 | 0.00 | 0 | 0.00 | 0 | 0 | 0.00 |
| G | Total Private Bank | 0 | 0.00 | 0 | 0.00 | 0 | 0.00 | 0 | 104 | 389.91 |
| H | Total All Bank (F+G) | 12 | 34.80 | 18 | 54.76 | 57 | 153.84 | 35 | 1951 | 6413.46 |

**PRIME MINISTER EMPLOYMENT GENERATION PROGRAMME
KVIB**

FROM 01.04.2016 TO 30.06.2016

(in Lacs)

| S. No. | Name of the Bank | Yearly Target | Received | | Sanctioned | | Loan Sanctioned to SC/ST beneficiaries | |
|----------|-------------------------------|---------------|-----------|---------------|------------|---------------|--|-------------|
| | | | No. | Amt. | No. | Amt. | No. | Amt. |
| 1 | State Bank of India | 72 | 7 | 19.51 | 4 | 12.50 | 0 | 0.00 |
| 2 | Punjab National Bank | 34 | 11 | 58.50 | 8 | 43.21 | 0 | 0.00 |
| 3 | Bank of Baroda | 17 | 0 | 0.00 | 0 | 0.00 | 0 | 0.00 |
| A | Total Lead Banks | 123 | 18 | 78.01 | 12 | 55.71 | 0 | 0.00 |
| 4 | Oriental Bank of Comm. | 8 | 0 | 0.00 | 0 | 0.00 | 0 | 0.00 |
| 5 | Union Bank of India | 14 | 0 | 0.00 | 0 | 0.00 | 0 | 0.00 |
| 6 | Canara Bank | 10 | 0 | 0.00 | 0 | 0.00 | 0 | 0.00 |
| 7 | Central Bank of India | 6 | 0 | 0.00 | 0 | 0.00 | 0 | 0.00 |
| 8 | Punjab & Sind Bank | 5 | 0 | 0.00 | 0 | 0.00 | 0 | 0.00 |
| 9 | Allahabad Bank | 6 | 3 | 8.50 | 0 | 0.00 | 0 | 0.00 |
| 10 | UCO Bank | 8 | 0 | 0.00 | 0 | 0.00 | 0 | 0.00 |
| 11 | Indian Overseas Bank | 6 | 0 | 0.00 | 0 | 0.00 | 0 | 0.00 |
| 12 | State Bank of Patiala | 3 | 0 | 0.00 | 0 | 0.00 | 0 | 0.00 |
| 13 | Bank of India | 5 | 21 | 46.25 | 17 | 13.90 | 6 | 8.00 |
| 14 | Syndicate Bank | 5 | 0 | 0.00 | 0 | 0.00 | 0 | 0.00 |
| 15 | Vijaya Bank | 1 | 0 | 0.00 | 0 | 0.00 | 0 | 0.00 |
| 16 | Corporation Bank | 2 | 0 | 0.00 | 0 | 0.00 | 0 | 0.00 |
| 17 | Andhra bank | 1 | 0 | 0.00 | 0 | 0.00 | 0 | 0.00 |
| 18 | Indian Bank | 1 | 0 | 0.00 | 0 | 0.00 | 0 | 0.00 |
| 19 | United Bank of India | 1 | 0 | 0.00 | 0 | 0.00 | 0 | 0.00 |
| 20 | State Bank of B & J | 0 | 0 | 0.00 | 0 | 0.00 | 0 | 0.00 |
| 21 | Bank of Maharashtra | 1 | 3 | 1.50 | 2 | 1.00 | 2 | 1.00 |
| 22 | Dena Bank | 1 | 0 | 0.00 | 0 | 0.00 | 0 | 0.00 |
| 23 | IDBI Bank | 0 | 0 | 0.00 | 0 | 0.00 | 0 | 0.00 |
| 24 | State Bank of Hyderabad | 0 | 1 | 20.00 | 1 | 20.00 | 0 | 0.00 |
| B | Total Non-Lead Banks | 84 | 28 | 76.25 | 20 | 34.90 | 8 | 9.00 |
| C | Total N. Banks (A + B) | 207 | 46 | 154.26 | 32 | 90.61 | 8 | 9.00 |
| 25 | Uttarakhand G.B | 54 | 6 | 15.47 | 6 | 15.47 | 0 | 0.00 |
| 26 | U.P. Gramin Bank | 0 | 0 | 0.00 | 0 | 0.00 | 0 | 0.00 |
| D | Total R.R.B. | 54 | 6 | 15.47 | 6 | 15.47 | 0 | 0.00 |
| 27 | Co-operative Bank | 48 | 0 | 0.00 | 0 | 0.00 | 0 | 0.00 |
| E | Total Cooperative | 48 | 0 | 0.00 | 0 | 0.00 | 0 | 0.00 |
| F | Total (C+D+E) | 309 | 52 | 169.73 | 38 | 106.08 | 8 | 9.00 |
| 28 | Nainital Bank | 12 | 0 | 0.00 | 0 | 0.00 | 0 | 0.00 |
| 29 | Axis Bank | 0 | 0 | 0.00 | 0 | 0.00 | 0 | 0.00 |
| 30 | ICICI bank | 0 | 0 | 0.00 | 0 | 0.00 | 0 | 0.00 |
| 31 | HDFC Bank | 0 | 0 | 0.00 | 0 | 0.00 | 0 | 0.00 |
| 32 | The J & K Bank | 0 | 0 | 0.00 | 0 | 0.00 | 0 | 0.00 |
| 33 | Fedral Bank Ltd | 0 | 0 | 0.00 | 0 | 0.00 | 0 | 0.00 |
| 34 | IndusInd Bank | 0 | 0 | 0.00 | 0 | 0.00 | 0 | 0.00 |
| 35 | The Karnataka bank | 0 | 0 | 0.00 | 0 | 0.00 | 0 | 0.00 |
| 36 | The South Indian Bank Ltd | 0 | 0 | 0.00 | 0 | 0.00 | 0 | 0.00 |
| 37 | Standard Chartered Bank | 0 | 0 | 0.00 | 0 | 0.00 | 0 | 0.00 |
| 38 | Yes Bank | 0 | 0 | 0.00 | 0 | 0.00 | 0 | 0.00 |
| 39 | Kotak Mahinda | 0 | 0 | 0.00 | 0 | 0.00 | 0 | 0.00 |
| 40 | Bhartiya Mahila Bank | 0 | 0 | 0.00 | 0 | 0.00 | 0 | 0.00 |
| 41 | BANDHAN BANK | 0 | 0 | 0.00 | 0 | 0.00 | 0 | 0.00 |
| G | Total Private Bank | 12 | 0 | 0.00 | 0 | 0.00 | 0 | 0.00 |
| H | Total All Bank (F+G) | 321 | 52 | 169.73 | 38 | 106.08 | 8 | 9.00 |

Contd.

(in Lacs)

| S. No. | Name of the Bank | Loan Sanctioned to OBC beneficiaries | | Loan Sanctioned to Women beneficiaries | | Loan Disbursed | | Returned | Outstanding as on 30.06.2016 | |
|----------|-------------------------------|--------------------------------------|-------------|--|--------------|----------------|---------------|-----------|------------------------------|----------------|
| | | No. | Amt. | No. | Amt. | No. | Amt. | | No. | Amt. |
| 1 | State Bank of India | 0 | 0.00 | 0 | 0.00 | 3 | 7.50 | 3 | 749 | 1373.47 |
| 2 | Punjab National Bank | 0 | 0.00 | 0 | 0.00 | 7 | 27.15 | 3 | 25 | 148.46 |
| 3 | Bank of Baroda | 0 | 0.00 | 0 | 0.00 | 0 | 0.00 | 0 | 51 | 95.45 |
| A | Total Lead Banks | 0 | 0.00 | 0 | 0.00 | 10 | 34.65 | 6 | 825 | 1617.38 |
| 4 | Oriental Bank of Comm. | 0 | 0.00 | 0 | 0.00 | 0 | 0.00 | 0 | 60 | 99.53 |
| 5 | Union Bank of India | 0 | 0.00 | 0 | 0.00 | 0 | 0.00 | 0 | 13 | 26.60 |
| 6 | Canara Bank | 0 | 0.00 | 0 | 0.00 | 0 | 0.00 | 0 | 12 | 48.84 |
| 7 | Central Bank of India | 0 | 0.00 | 0 | 0.00 | 0 | 0.00 | 0 | 23 | 35.05 |
| 8 | Punjab & Sind Bank | 0 | 0.00 | 0 | 0.00 | 0 | 0.00 | 0 | 13 | 37.82 |
| 9 | Allahabad Bank | 0 | 0.00 | 0 | 0.00 | 1 | 2.00 | 3 | 10 | 21.46 |
| 10 | UCO Bank | 0 | 0.00 | 0 | 0.00 | 0 | 0.00 | 0 | 57 | 90.18 |
| 11 | Indian Overseas Bank | 0 | 0.00 | 0 | 0.00 | 0 | 0.00 | 0 | 2 | 5.42 |
| 12 | State Bank of Patiala | 0 | 0.00 | 0 | 0.00 | 0 | 0.00 | 0 | 0 | 0.00 |
| 13 | Bank of India | 4 | 6.00 | 6 | 20.35 | 17 | 32.75 | 4 | 17 | 60.00 |
| 14 | Syndicate Bank | 0 | 0.00 | 0 | 0.00 | 0 | 0.00 | 0 | 0 | 0.00 |
| 15 | Vijaya Bank | 0 | 0.00 | 0 | 0.00 | 0 | 0.00 | 0 | 0 | 0.00 |
| 16 | Corporation Bank | 0 | 0.00 | 0 | 0.00 | 0 | 0.00 | 0 | 0 | 0.00 |
| 17 | Andhra bank | 0 | 0.00 | 0 | 0.00 | 0 | 0.00 | 0 | 1 | 1.53 |
| 18 | Indian Bank | 0 | 0.00 | 0 | 0.00 | 0 | 0.00 | 0 | 0 | 0.00 |
| 19 | United Bank of India | 0 | 0.00 | 0 | 0.00 | 0 | 0.00 | 0 | 0 | 0.00 |
| 20 | State Bank of B & J | 0 | 0.00 | 0 | 0.00 | 0 | 0.00 | 0 | 0 | 0.00 |
| 21 | Bank of Maharashtra | 0 | 0.00 | 0 | 0.00 | 2 | 1.00 | 1 | 2 | 1.00 |
| 22 | Dena Bank | 0 | 0.00 | 0 | 0.00 | 0 | 0.00 | 0 | 0 | 0.00 |
| 23 | IDBI Bank | 0 | 0.00 | 0 | 0.00 | 0 | 0.00 | 0 | 3 | 5.03 |
| 24 | State Bank of Hyderabad | 0 | 0.00 | 0 | 0.00 | 1 | 20.00 | 0 | 0 | 0.00 |
| B | Total Non-Lead Banks | 4 | 6.00 | 6 | 20.35 | 21 | 55.75 | 8 | 213 | 432.46 |
| C | Total N. Banks (A + B) | 4 | 6.00 | 6 | 20.35 | 31 | 90.40 | 14 | 1038 | 2049.84 |
| 25 | Uttarakhand G.B | 0 | 0.00 | 2 | 3.40 | 11 | 13.95 | 0 | 335 | 678.11 |
| 26 | U.P. Gramin Bank | 0 | 0.00 | 0 | 0.00 | 0 | 0.00 | 0 | 0 | 0.00 |
| D | Total R.R.B. | 0 | 0.00 | 2 | 3.40 | 11 | 13.95 | 0 | 335 | 678.11 |
| 27 | Co-operative Bank | 0 | 0.00 | 0 | 0.00 | 0 | 0.00 | 0 | 0 | 0.00 |
| E | Total Cooperative | 0 | 0.00 | 0 | 0.00 | 0 | 0.00 | 0 | 0 | 0.00 |
| F | Total (C+D+E) | 4 | 6.00 | 8 | 23.75 | 42 | 104.35 | 14 | 1373 | 2727.95 |
| 28 | Nainital Bank | 0 | 0.00 | 0 | 0.00 | 0 | 0.00 | 0 | 83 | 72.50 |
| 29 | Axis Bank | 0 | 0.00 | 0 | 0.00 | 0 | 0.00 | 0 | 0 | 0.00 |
| 30 | ICICI bank | 0 | 0.00 | 0 | 0.00 | 0 | 0.00 | 0 | 0 | 0.00 |
| 31 | HDFC Bank | 0 | 0.00 | 0 | 0.00 | 0 | 0.00 | 0 | 0 | 0.00 |
| 32 | The J & K Bank | 0 | 0.00 | 0 | 0.00 | 0 | 0.00 | 0 | 0 | 0.00 |
| 33 | Fedral Bank Ltd | 0 | 0.00 | 0 | 0.00 | 0 | 0.00 | 0 | 0 | 0.00 |
| 34 | IndusInd Bank | 0 | 0.00 | 0 | 0.00 | 0 | 0.00 | 0 | 0 | 0.00 |
| 35 | The Karnataka bank | 0 | 0.00 | 0 | 0.00 | 0 | 0.00 | 0 | 0 | 0.00 |
| 36 | The South Indian Bank L | 0 | 0.00 | 0 | 0.00 | 0 | 0.00 | 0 | 0 | 0.00 |
| 37 | Standard Chartered Ban | 0 | 0.00 | 0 | 0.00 | 0 | 0.00 | 0 | 0 | 0.00 |
| 38 | Yes Bank | 0 | 0.00 | 0 | 0.00 | 0 | 0.00 | 0 | 0 | 0.00 |
| 39 | Kotak Mahinda | 0 | 0.00 | 0 | 0.00 | 0 | 0.00 | 0 | 0 | 0.00 |
| 40 | Bhartiya Mahila Bank | 0 | 0.00 | 0 | 0.00 | 0 | 0.00 | 0 | 0 | 0.00 |
| 41 | BANDHAN BANK | 0 | 0.00 | 0 | 0.00 | 0 | 0.00 | 0 | 0 | 0.00 |
| G | Total Private Bank | 0 | 0.00 | 0 | 0.00 | 0 | 0.00 | 0 | 83 | 72.50 |
| H | Total All Bank (F+G) | 4 | 6.00 | 8 | 23.75 | 42 | 104.35 | 14 | 1456 | 2800.45 |

**PRIME MINISTER EMPLOYMENT GENERATION PROGRAMME
ACTIVITYWISE CUMULATIVE POSTION UPTO 30TH JUNE 2016**

(in Lacs)

| S. No. | Name of the Bank | Trade Shop | | Industrial Units | | Vendor / Hawker | | Services | | Others | | Total | |
|----------|-------------------------------|------------|----------------|------------------|----------------|-----------------|---------------|-------------|----------------|-------------|----------------|-------------|-----------------|
| | | No. | Amt. | No. | Amt. | No. | Amt. | No. | Amt. | No. | Amt. | No. | Amt. |
| 1 | State Bank of India | 193 | 642.25 | 102 | 296.35 | 30 | 52.56 | 166 | 376.81 | 101 | 279.61 | 592 | 1647.58 |
| 2 | Punjab National Bank | 218 | 629.77 | 39 | 290.21 | 2 | 4.86 | 58 | 161.26 | 52 | 126.79 | 369 | 1212.89 |
| 3 | Bank of Baroda | 60 | 76.74 | 58 | 131.27 | 26 | 26.29 | 323 | 129.02 | 16 | 36.41 | 483 | 399.73 |
| A | Total Lead Banks | 471 | 1348.76 | 199 | 717.83 | 58 | 83.71 | 547 | 667.09 | 169 | 442.81 | 1444 | 3260.20 |
| 4 | Oriental Bank of Comm | 0 | 0.00 | 133 | 360.31 | 0 | 0.00 | 244 | 384.70 | 47 | 122.27 | 424 | 867.28 |
| 5 | Union Bank of India | 118 | 183.57 | 36 | 87.24 | 0 | 0.00 | 49 | 53.63 | 0 | 0.00 | 203 | 324.44 |
| 6 | Canara Bank | 0 | 0.00 | 0 | 0.00 | 0 | 0.00 | 0 | 0.00 | 147 | 417.91 | 147 | 417.91 |
| 7 | Central Bank of India | 45 | 137.94 | 0 | 0.00 | 0 | 0.00 | 39 | 96.05 | 44 | 110.17 | 128 | 344.16 |
| 8 | Punjab & Sind Bank | 19 | 31.15 | 5 | 3.78 | 0 | 0.00 | 51 | 92.18 | 19 | 91.14 | 94 | 218.25 |
| 9 | Allahabad Bank | 3 | 55.20 | 0 | 0.00 | 0 | 0.00 | 123 | 221.16 | 54 | 125.34 | 180 | 401.70 |
| 10 | UCO Bank | 0 | 0.00 | 0 | 0.00 | 0 | 0.00 | 4 | 28.12 | 1 | 1.40 | 5 | 29.52 |
| 11 | Indian Overseas Bank | 12 | 14.64 | 60 | 135.54 | 9 | 3.50 | 41 | 60.41 | 3 | 8.32 | 125 | 222.41 |
| 12 | State Bank of Patiala | 3 | 4.40 | 0 | 0.00 | 0 | 0.00 | 5 | 17.26 | 0 | 0.00 | 8 | 21.66 |
| 13 | Bank of India | 23 | 59.53 | 13 | 27.05 | 5 | 4.45 | 21 | 45.36 | 0 | 0.00 | 62 | 136.39 |
| 14 | Syndicate Bank | 20 | 42.80 | 0 | 0.00 | 0 | 0.00 | 15 | 31.25 | 8 | 11.25 | 43 | 85.30 |
| 15 | Vijaya Bank | 0 | 0.00 | 0 | 0.00 | 0 | 0.00 | 0 | 0.00 | 0 | 0.00 | 0 | 0.00 |
| 16 | Corporation Bank | 0 | 0.00 | 0 | 0.00 | 0 | 0.00 | 13 | 48.80 | 0 | 0.00 | 13 | 48.80 |
| 17 | Andhra bank | 22 | 79.62 | 0 | 0.00 | 0 | 0.00 | 1 | 1.35 | 0 | 0.00 | 23 | 80.97 |
| 18 | Indian Bank | 3 | 4.15 | 3 | 21.05 | 11 | 33.46 | 0 | 0.00 | 2 | 6.44 | 19 | 65.10 |
| 19 | United Bank of India | 0 | 0.00 | 19 | 61.47 | 0 | 0.00 | 0 | 0.00 | 0 | 0.00 | 19 | 61.47 |
| 20 | State Bank of B & J | 0 | 0.00 | 0 | 0.00 | 0 | 0.00 | 0 | 0.00 | 0 | 0.00 | 0 | 0.00 |
| 21 | Bank of Maharashtra | 7 | 11.50 | 1 | 14.00 | 0 | 0.00 | 4 | 10.00 | 2 | 1.00 | 14 | 36.50 |
| 22 | Dena Bank | 20 | 42.80 | 0 | 0.00 | 0 | 0.00 | 15 | 31.25 | 8 | 11.25 | 43 | 85.30 |
| 23 | IDBI Bank | 4 | 5.80 | 9 | 31.62 | 0 | 0.00 | 7 | 16.07 | 0 | 0.00 | 20 | 53.49 |
| 24 | State Bank of Hyderabad | 0 | 0.00 | 1 | 20.00 | 0 | 0.00 | 0 | 0.00 | 0 | 0.00 | 1 | 20.00 |
| B | Total Non-Lead Banks | 299 | 673.10 | 280 | 762.06 | 25 | 41.41 | 632 | 1137.59 | 335 | 906.49 | 1571 | 3520.65 |
| C | Total N. Banks (A + B) | 770 | 2021.86 | 479 | 1479.89 | 83 | 125.12 | 1179 | 1804.68 | 504 | 1349.30 | 3015 | 6780.85 |
| 25 | Uttarakhand G.B | 91 | 193.48 | 18 | 127.90 | 34 | 4.63 | 69 | 82.14 | 942 | 2234.15 | 1154 | 2642.30 |
| 26 | U.P. Gramin Bank | 0 | 0.00 | 0 | 0.00 | 0 | 0.00 | 0 | 0.00 | 0 | 0.00 | 0 | 0.00 |
| D | Total R.R.B. | 91 | 193.48 | 18 | 127.90 | 34 | 4.63 | 69 | 82.14 | 942 | 2234.15 | 1154 | 2642.30 |
| 27 | Co-operative Bank | 6 | 7.94 | 15 | 74.80 | 0 | 0.00 | 37 | 189.75 | 29 | 97.91 | 87 | 370.40 |
| E | Total Cooperative | 6 | 7.94 | 15 | 74.80 | 0 | 0.00 | 37 | 189.75 | 29 | 97.91 | 87 | 370.40 |
| F | Total (C+D+E) | 867 | 2223.28 | 512 | 1682.59 | 117 | 129.75 | 1285 | 2076.57 | 1475 | 3681.36 | 4256 | 9793.55 |
| 28 | Nainital Bank | 21 | 46.34 | 38 | 130.02 | 0 | 0.00 | 108 | 302.41 | 75 | 176.23 | 242 | 655.00 |
| 29 | Axis Bank | 0 | 0.00 | 0 | 0.00 | 0 | 0.00 | 0 | 0.00 | 0 | 0.00 | 0 | 0.00 |
| 30 | ICICI bank | 0 | 0.00 | 0 | 0.00 | 0 | 0.00 | 0 | 0.00 | 0 | 0.00 | 0 | 0.00 |
| 31 | HDFC Bank | 0 | 0.00 | 0 | 0.00 | 0 | 0.00 | 0 | 0.00 | 0 | 0.00 | 0 | 0.00 |
| 32 | The J & K Bank | 0 | 0.00 | 0 | 0.00 | 0 | 0.00 | 0 | 0.00 | 0 | 0.00 | 0 | 0.00 |
| 33 | Fedral Bank Ltd | 0 | 0.00 | 0 | 0.00 | 0 | 0.00 | 0 | 0.00 | 0 | 0.00 | 0 | 0.00 |
| 34 | IndusInd Bank | 0 | 0.00 | 0 | 0.00 | 0 | 0.00 | 0 | 0.00 | 0 | 0.00 | 0 | 0.00 |
| 35 | The Karnataka bank | 2 | 0.60 | 0 | 0.00 | 0 | 0.00 | 0 | 0.00 | 0 | 0.00 | 2 | 0.60 |
| 36 | The South Indian Bank | 0 | 0.00 | 0 | 0.00 | 0 | 0.00 | 0 | 0.00 | 0 | 0.00 | 0 | 0.00 |
| 37 | Standard Chartered Bar | 0 | 0.00 | 0 | 0.00 | 0 | 0.00 | 0 | 0.00 | 0 | 0.00 | 0 | 0.00 |
| 38 | Yes Bank | 0 | 0.00 | 0 | 0.00 | 0 | 0.00 | 0 | 0.00 | 0 | 0.00 | 0 | 0.00 |
| 39 | Kotak Mahinda | 0 | 0.00 | 0 | 0.00 | 0 | 0.00 | 0 | 0.00 | 0 | 0.00 | 0 | 0.00 |
| 40 | Bhartiya Mahila Bank | 0 | 0.00 | 0 | 0.00 | 0 | 0.00 | 0 | 0.00 | 0 | 0.00 | 0 | 0.00 |
| 41 | BANDHAN BANK | 0 | 0.00 | 0 | 0.00 | 0 | 0.00 | 0 | 0.00 | 0 | 0.00 | 0 | 0.00 |
| G | Total Private Bank | 23 | 46.94 | 38 | 130.02 | 0 | 0.00 | 108 | 302.41 | 75 | 176.23 | 244 | 655.60 |
| H | Total All Bank (F+G) | 890 | 2270.22 | 550 | 1812.61 | 117 | 129.75 | 1393 | 2378.98 | 1550 | 3857.59 | 4500 | 10449.15 |

VEERCHANDRA SINGH GARHWALI PARYATAN SWAROZGAR YOJNA

TOTAL (VEHICLE & NON VEHICLE)

(in Lacs)

| S. No. | Name of the Bank | Yearly Target | FROM 01.04.2016 TO 30.06.2016 | | | | | | | Outstanding since the launch of scheme i.e 2002-03 to June 2016 | |
|----------|-------------------------------|---------------|-------------------------------|----------------|----------------|---------------|----------------|---------------|-----------|---|-----------------|
| | | | Received | | Loan Sactioned | | Loan Disbursed | | Return | No. | Amt. |
| | | | No. | Amt. | No. | Amt. | No. | Amt. | No. | | |
| 1 | State Bank of India | 109 | 22 | 262.89 | 12 | 102.19 | 12 | 102.19 | 10 | 4070 | 13442.82 |
| 2 | Punjab National Bank | 48 | 28 | 200.88 | 8 | 72.78 | 7 | 68.28 | 20 | 521 | 4224.21 |
| 3 | Bank of Baroda | 40 | 13 | 170 | 3 | 47 | 2 | 29.5 | 10 | 79 | 489.3 |
| A | Total Lead Banks | 197 | 63 | 633.77 | 23 | 221.97 | 21 | 199.97 | 40 | 4670 | 18156.33 |
| 4 | Oriental Bank of Comm. | 22 | 7 | 82 | 1 | 18 | 1 | 18 | 6 | 24 | 302.49 |
| 5 | Union Bank of India | 27 | 6 | 15.35 | 2 | 4.68 | 2 | 4.68 | 4 | 31 | 104.49 |
| 6 | Canara Bank | 15 | 0 | 0 | 0 | 0 | 0 | 0 | 0 | 17 | 210.29 |
| 7 | Central Bank of India | 13 | 0 | 0 | 0 | 0 | 0 | 0 | 0 | 7 | 10.2 |
| 8 | Punjab & Sind Bank | 11 | 0 | 0 | 0 | 0 | 0 | 0 | 0 | 2 | 18.25 |
| 9 | Allahabad Bank | 15 | 2 | 38.99 | 2 | 38.99 | 5 | 73.07 | 0 | 126 | 1330.33 |
| 10 | UCO Bank | 10 | 1 | 10 | 1 | 10 | 1 | 10 | 0 | 11 | 114 |
| 11 | Indian Overseas Bank | 9 | 7 | 104.5 | 5 | 93.5 | 4 | 63.5 | 2 | 17 | 173.69 |
| 12 | State Bank of Patiala | 13 | 2 | 69 | 2 | 69 | 2 | 69 | 0 | 2 | 69 |
| 13 | Bank of India | 6 | 4 | 44.5 | 4 | 44.5 | 4 | 22.4 | 0 | 59 | 249.65 |
| 14 | Syndicate Bank | 9 | 3 | 32.5 | 3 | 32.5 | 3 | 32.5 | 0 | 4 | 52.5 |
| 15 | Vijaya Bank | 4 | 0 | 0 | 0 | 0 | 0 | 0 | 0 | 0 | 0 |
| 16 | Corporation Bank | 3 | 0 | 0 | 0 | 0 | 0 | 0 | 0 | 0 | 0 |
| 17 | Andhra bank | 3 | 0 | 0 | 0 | 0 | 0 | 0 | 0 | 0 | 0 |
| 18 | Indian Bank | 4 | 0 | 0 | 0 | 0 | 0 | 0 | 0 | 1 | 45 |
| 19 | United Bank of India | 1 | 0 | 0 | 0 | 0 | 0 | 0 | 0 | 0 | 0 |
| 20 | State Bank of B & J | 2 | 0 | 0 | 0 | 0 | 0 | 0 | 0 | 1 | 4.41 |
| 21 | Bank of Maharashtra | 2 | 0 | 0 | 0 | 0 | 0 | 0 | 0 | 0 | 0 |
| 22 | Dena Bank | 1 | 3 | 32.5 | 3 | 32.5 | 3 | 32.5 | 0 | 6 | 74.5 |
| 23 | IDBI Bank | 1 | 1 | 10 | 1 | 10 | 1 | 10 | 0 | 3 | 20.17 |
| 24 | State Bank of Hyderabad | 0 | 0 | 0 | 0 | 0 | 0 | 0 | 0 | 0 | 0 |
| B | Total Non-Lead Banks | 171 | 36 | 439.34 | 24 | 353.67 | 26 | 335.65 | 12 | 311 | 2778.97 |
| C | Total N. Banks (A + B) | 368 | 99 | 1073.11 | 47 | 575.64 | 47 | 535.62 | 52 | 4981 | 20935.30 |
| 25 | Uttarakhand G.B | 43 | 16 | 187.26 | 16 | 187.26 | 16 | 187.26 | 0 | 518 | 3681.91 |
| 26 | U.P. Gramin Bank | 0 | 0 | 0 | 0 | 0 | 0 | 0 | 0 | 0 | 0 |
| D | Total R.R.B. | 43 | 16 | 187.26 | 16 | 187.26 | 16 | 187.26 | 0 | 518 | 3681.91 |
| 27 | Co-operative Bank | 61 | 30 | 124.42 | 7 | 58.2 | 7 | 58.2 | 23 | 39 | 578.33 |
| E | Total Cooperative | 61 | 30 | 124.42 | 7 | 58.20 | 7 | 58.20 | 23 | 39 | 578.33 |
| F | Total (C+D+E) | 472 | 145 | 1384.79 | 70 | 821.10 | 70 | 781.08 | 75 | 5538 | 25195.54 |
| 28 | Nainital Bank | 25 | 7 | 117.24 | 7 | 117.24 | 7 | 117.24 | 0 | 133 | 1140.62 |
| 29 | Axis Bank | 1 | 0 | 0 | 0 | 0 | 0 | 0 | 0 | 0 | 0 |
| 30 | ICICI bank | 1 | 0 | 0 | 0 | 0 | 0 | 0 | 0 | 0 | 0 |
| 31 | HDFC Bank | 1 | 0 | 0 | 0 | 0 | 0 | 0 | 0 | 0 | 0 |
| 32 | The J & K Bank | 0 | 0 | 0 | 0 | 0 | 0 | 0 | 0 | 0 | 0 |
| 33 | Fedral Bank Ltd | 0 | 0 | 0 | 0 | 0 | 0 | 0 | 0 | 0 | 0 |
| 34 | IndusInd Bank | 0 | 0 | 0 | 0 | 0 | 0 | 0 | 0 | 0 | 0 |
| 35 | The Karnataka bank | 0 | 0 | 0 | 0 | 0 | 0 | 0 | 0 | 0 | 0 |
| 36 | The South Indian Bank Ltd | 0 | 0 | 0 | 0 | 0 | 0 | 0 | 0 | 0 | 0 |
| 37 | Standard Chartered Bank | 0 | 0 | 0 | 0 | 0 | 0 | 0 | 0 | 0 | 0 |
| 38 | Yes Bank | 0 | 0 | 0 | 0 | 0 | 0 | 0 | 0 | 0 | 0 |
| 39 | Kotak Mahinda | 0 | 0 | 0 | 0 | 0 | 0 | 0 | 0 | 0 | 0 |
| 40 | Bhartiya Mahila Bank | 0 | 0 | 0 | 0 | 0 | 0 | 0 | 0 | 0 | 0 |
| 41 | BANDHAN BANK | 0 | 0 | 0 | 0 | 0 | 0 | 0 | 0 | 0 | 0 |
| G | Total Private Bank | 28 | 7 | 117.24 | 7 | 117.24 | 7 | 117.24 | 0 | 133 | 1140.62 |
| H | Total All Bank (F+G) | 500 | 152 | 1502.03 | 77 | 938.34 | 77 | 898.32 | 75 | 5671 | 26336.16 |

VEERCHANDRA SINGH GARHWALI PARYATAN SWAROZGAR YOJNA

VEHICLE CASES

(in Lacs)

| S. No. | Name of the Bank | Yearly Target | FROM 01.04.2016 TO 30.06.2016 | | | | | | | Outstanding since the launch of scheme i.e 2002-03 to June 2016 | |
|----------|-------------------------------|---------------|-------------------------------|---------------|----------------|---------------|----------------|---------------|-----------|---|-----------------|
| | | | Received | | Loan Sactioned | | Loan Disbursed | | Return | No. | Amt. |
| | | | No. | Amt. | No. | Amt. | No. | Amt. | No. | | |
| 1 | State Bank of India | 54 | 17 | 191.15 | 9 | 73.39 | 9 | 73.39 | 8 | 1874 | 5968.18 |
| 2 | Punjab National Bank | 24 | 20 | 131.78 | 4 | 31.78 | 4 | 31.78 | 16 | 237 | 3046.94 |
| 3 | Bank of Baroda | 20 | 8 | 138.50 | 2 | 29.50 | 2 | 29.50 | 6 | 50 | 216.39 |
| A | Total Lead Banks | 98 | 45 | 461.43 | 15 | 134.67 | 15 | 134.67 | 30 | 2161 | 9231.51 |
| 4 | Oriental Bank of Comm. | 11 | 4 | 42.00 | 1 | 18.00 | 1 | 18.00 | 3 | 11 | 63.63 |
| 5 | Union Bank of India | 14 | 5 | 12.67 | 1 | 2.68 | 1 | 2.68 | 4 | 13 | 39.82 |
| 6 | Canara Bank | 8 | 0 | 0.00 | 0 | 0.00 | 0 | 0.00 | 0 | 12 | 96.23 |
| 7 | Central Bank of India | 6 | 0 | 0.00 | 0 | 0.00 | 0 | 0.00 | 0 | 7 | 10.20 |
| 8 | Punjab & Sind Bank | 5 | 0 | 0.00 | 0 | 0.00 | 0 | 0.00 | 0 | 1 | 9.50 |
| 9 | Allahabad Bank | 7 | 1 | 18.99 | 1 | 18.99 | 1 | 18.99 | 0 | 69 | 855.14 |
| 10 | UCO Bank | 5 | 1 | 10.00 | 1 | 10.00 | 1 | 10.00 | 0 | 9 | 53.00 |
| 11 | Indian Overseas Bank | 4 | 2 | 11.00 | 1 | 5.50 | 1 | 5.50 | 1 | 14 | 115.07 |
| 12 | State Bank of Patiala | 7 | 0 | 0.00 | 0 | 0.00 | 0 | 0.00 | 0 | 0 | 0.00 |
| 13 | Bank of India | 4 | 0 | 0.00 | 0 | 0.00 | 0 | 0.00 | 0 | 42 | 125.00 |
| 14 | Syndicate Bank | 4 | 0 | 0.00 | 0 | 0.00 | 0 | 0.00 | 0 | 1 | 20.00 |
| 15 | Vijaya Bank | 1 | 0 | 0.00 | 0 | 0.00 | 0 | 0.00 | 0 | 0 | 0.00 |
| 16 | Corporation Bank | 1 | 0 | 0.00 | 0 | 0.00 | 0 | 0.00 | 0 | 0 | 0.00 |
| 17 | Andhra bank | 2 | 0 | 0.00 | 0 | 0.00 | 0 | 0.00 | 0 | 0 | 0.00 |
| 18 | Indian Bank | 2 | 0 | 0.00 | 0 | 0.00 | 0 | 0.00 | 0 | 0 | 0.00 |
| 19 | United Bank of India | 0 | 0 | 0.00 | 0 | 0.00 | 0 | 0.00 | 0 | 0 | 0.00 |
| 20 | State Bank of B & J | 1 | 0 | 0.00 | 0 | 0.00 | 0 | 0.00 | 0 | 1 | 4.41 |
| 21 | Bank of Maharashtra | 1 | 0 | 0.00 | 0 | 0.00 | 0 | 0.00 | 0 | 0 | 0.00 |
| 22 | Dena Bank | 0 | 0 | 0.00 | 0 | 0.00 | 0 | 0.00 | 0 | 1 | 20.00 |
| 23 | IDBI Bank | 1 | 0 | 0.00 | 0 | 0.00 | 0 | 0.00 | 0 | 2 | 10.17 |
| 24 | State Bank of Hyderabad | 0 | 0 | 0.00 | 0 | 0.00 | 0 | 0.00 | 0 | 0 | 0.00 |
| B | Total Non-Lead Banks | 84 | 13 | 94.66 | 5 | 55.17 | 5 | 55.17 | 8 | 183 | 1422.17 |
| C | Total N. Banks (A + B) | 182 | 58 | 556.09 | 20 | 189.84 | 20 | 189.84 | 38 | 2344 | 10653.68 |
| 25 | Uttarakhand G.B | 22 | 10 | 134.49 | 10 | 134.49 | 10 | 134.49 | 0 | 252 | 1062.73 |
| 26 | U.P. Gramin Bank | 0 | 0 | 0.00 | 0 | 0.00 | 0 | 0.00 | 0 | 0 | 0.00 |
| D | Total R.R.B. | 22 | 10 | 134.49 | 10 | 134.49 | 10 | 134.49 | 0 | 252 | 1062.73 |
| 27 | Co-operative Bank | 29 | 18 | 67.42 | 5 | 33.20 | 5 | 33.20 | 13 | 34 | 491.12 |
| E | Total Cooperative | 29 | 18 | 67.42 | 5 | 33.20 | 5 | 33.20 | 13 | 34 | 491.12 |
| F | Total (C+D+E) | 233 | 86 | 758.00 | 35 | 357.53 | 35 | 357.53 | 51 | 2630 | 12207.53 |
| 28 | Nainital Bank | 13 | 4 | 28.11 | 4 | 28.11 | 4 | 28.11 | 0 | 71 | 330.46 |
| 29 | Axis Bank | 1 | 0 | 0.00 | 0 | 0.00 | 0 | 0.00 | 0 | 0 | 0.00 |
| 30 | ICICI bank | 1 | 0 | 0.00 | 0 | 0.00 | 0 | 0.00 | 0 | 0 | 0.00 |
| 31 | HDFC Bank | 1 | 0 | 0.00 | 0 | 0.00 | 0 | 0.00 | 0 | 0 | 0.00 |
| 32 | The J & K Bank | 0 | 0 | 0.00 | 0 | 0.00 | 0 | 0.00 | 0 | 0 | 0.00 |
| 33 | Fedral Bank Ltd | 0 | 0 | 0.00 | 0 | 0.00 | 0 | 0.00 | 0 | 0 | 0.00 |
| 34 | IndusInd Bank | 0 | 0 | 0.00 | 0 | 0.00 | 0 | 0.00 | 0 | 0 | 0.00 |
| 35 | The Karnataka bank | 0 | 0 | 0.00 | 0 | 0.00 | 0 | 0.00 | 0 | 0 | 0.00 |
| 36 | The South Indian Bank L | 0 | 0 | 0.00 | 0 | 0.00 | 0 | 0.00 | 0 | 0 | 0.00 |
| 37 | Standard Chartered Ban | 0 | 0 | 0.00 | 0 | 0.00 | 0 | 0.00 | 0 | 0 | 0.00 |
| 38 | Yes Bank | 0 | 0 | 0.00 | 0 | 0.00 | 0 | 0.00 | 0 | 0 | 0.00 |
| 39 | Kotak Mahinda | 0 | 0 | 0.00 | 0 | 0.00 | 0 | 0.00 | 0 | 0 | 0.00 |
| 40 | Bhartiya Mahila Bank | 0 | 0 | 0.00 | 0 | 0.00 | 0 | 0.00 | 0 | 0 | 0.00 |
| 41 | BANDHAN BANK | 0 | 0 | 0.00 | 0 | 0.00 | 0 | 0.00 | 0 | 0 | 0.00 |
| G | Total Private Bank | 16 | 4 | 28.11 | 4 | 28.11 | 4 | 28.11 | 0 | 71 | 330.46 |
| H | Total All Bank (F+G) | 249 | 90 | 786.11 | 39 | 385.64 | 39 | 385.64 | 51 | 2701 | 12537.99 |

VEERCHANDRA SINGH GARHWALI PARYATAN SWAROZGAR YOJNA

NON VEHICLE

(in Lacs)

| S. No. | Name of the Bank | Yearly Target | FROM 01.04.2016 TO 30.06.2016 | | | | | | | Outstanding since the launch of scheme i.e 2002-03 to June 2016 | |
|----------|-------------------------------|---------------|-------------------------------|---------------|----------------|---------------|----------------|---------------|-----------|---|-----------------|
| | | | Receivied | | Loan Sactioned | | Loan Disbursed | | Return | No. | Amt. |
| | | | No. | Amt. | No. | Amt. | No. | Amt. | No. | | |
| 1 | State Bank of India | 55 | 5 | 71.74 | 3 | 28.80 | 3 | 28.80 | 2 | 2196.00 | 7474.64 |
| 2 | Punjab National Bank | 24 | 8 | 69.10 | 4 | 41.00 | 3 | 36.50 | 4 | 284.00 | 1177.27 |
| 3 | Bank of Baroda | 20 | 5 | 31.50 | 1 | 17.50 | 0 | 0.00 | 4 | 29.00 | 272.91 |
| A | Total Lead Banks | 99 | 18 | 172.34 | 8 | 87.30 | 6 | 65.30 | 10 | 2509 | 8924.82 |
| 4 | Oriental Bank of Comm. | 11 | 3 | 40.00 | 0 | 0.00 | 0 | 0.00 | 3 | 13.00 | 238.86 |
| 5 | Union Bank of India | 13 | 1 | 2.68 | 1 | 2.00 | 1 | 2.00 | 0 | 18.00 | 64.67 |
| 6 | Canara Bank | 7 | 0 | 0.00 | 0 | 0.00 | 0 | 0.00 | 0 | 5.00 | 114.06 |
| 7 | Central Bank of India | 7 | 0 | 0.00 | 0 | 0.00 | 0 | 0.00 | 0 | 0.00 | 0.00 |
| 8 | Punjab & Sind Bank | 6 | 0 | 0.00 | 0 | 0.00 | 0 | 0.00 | 0 | 1.00 | 8.75 |
| 9 | Allahabad Bank | 8 | 1 | 20.00 | 1 | 20.00 | 4 | 54.08 | 0 | 57.00 | 475.19 |
| 10 | UCO Bank | 5 | 0 | 0.00 | 0 | 0.00 | 0 | 0.00 | 0 | 2.00 | 61.00 |
| 11 | Indian Overseas Bank | 5 | 5 | 93.50 | 4 | 88.00 | 3 | 58.00 | 1 | 3.00 | 58.62 |
| 12 | State Bank of Patiala | 6 | 2 | 69.00 | 2 | 69.00 | 2 | 69.00 | 0 | 2.00 | 69.00 |
| 13 | Bank of India | 2 | 4 | 44.50 | 4 | 44.50 | 4 | 22.40 | 0 | 17.00 | 124.65 |
| 14 | Syndicate Bank | 5 | 3 | 32.50 | 3 | 32.50 | 3 | 32.50 | 0 | 3.00 | 32.50 |
| 15 | Vijaya Bank | 3 | 0 | 0.00 | 0 | 0.00 | 0 | 0.00 | 0 | 0.00 | 0.00 |
| 16 | Corporation Bank | 2 | 0 | 0.00 | 0 | 0.00 | 0 | 0.00 | 0 | 0.00 | 0.00 |
| 17 | Andhra bank | 1 | 0 | 0.00 | 0 | 0.00 | 0 | 0.00 | 0 | 0.00 | 0.00 |
| 18 | Indian Bank | 2 | 0 | 0.00 | 0 | 0.00 | 0 | 0.00 | 0 | 1.00 | 45.00 |
| 19 | United Bank of India | 1 | 0 | 0.00 | 0 | 0.00 | 0 | 0.00 | 0 | 0.00 | 0.00 |
| 20 | State Bank of B & J | 1 | 0 | 0.00 | 0 | 0.00 | 0 | 0.00 | 0 | 0.00 | 0.00 |
| 21 | Bank of Maharashtra | 1 | 0 | 0.00 | 0 | 0.00 | 0 | 0.00 | 0 | 0.00 | 0.00 |
| 22 | Dena Bank | 1 | 3 | 32.50 | 3 | 32.50 | 3 | 32.50 | 0 | 5.00 | 54.50 |
| 23 | IDBI Bank | 0 | 1 | 10.00 | 1 | 10.00 | 1 | 10.00 | 0 | 1.00 | 10.00 |
| 24 | State Bank of Hyderabad | 0 | 0 | 0.00 | 0 | 0.00 | 0 | 0.00 | 0 | 0.00 | 0.00 |
| B | Total Non-Lead Banks | 87 | 23 | 344.68 | 19 | 298.50 | 21 | 280.48 | 4 | 128 | 1356.80 |
| C | Total N. Banks (A + B) | 186 | 41 | 517.02 | 27 | 385.80 | 27 | 345.78 | 14 | 2637 | 10281.62 |
| 25 | Uttarakhand G.B | 21 | 6 | 52.77 | 6 | 52.77 | 6 | 52.77 | 0 | 266 | 2619.18 |
| 26 | U.P. Gramin Bank | 0 | 0 | 0.00 | 0 | 0.00 | 0 | 0.00 | 0 | 0 | 0.00 |
| D | Total R.R.B. | 21 | 6 | 52.77 | 6 | 52.77 | 6 | 52.77 | 0 | 266 | 2619.18 |
| 27 | Co-operative Bank | 32 | 12 | 57.00 | 2 | 25.00 | 2 | 25.00 | 10 | 5 | 87.21 |
| E | Total Cooperative | 32 | 12 | 57.00 | 2 | 25.00 | 2 | 25.00 | 10 | 5 | 87.21 |
| F | Total (C+D+E) | 239 | 59 | 626.79 | 35 | 463.57 | 35 | 423.55 | 24 | 2908 | 12988.01 |
| 28 | Nainital Bank | 12 | 3 | 89.13 | 3 | 89.13 | 3 | 89.13 | 0 | 62 | 810.16 |
| 29 | Axis Bank | 0 | 0 | 0.00 | 0 | 0.00 | 0 | 0.00 | 0 | 0 | 0.00 |
| 30 | ICICI bank | 0 | 0 | 0.00 | 0 | 0.00 | 0 | 0.00 | 0 | 0 | 0.00 |
| 31 | HDFC Bank | 0 | 0 | 0.00 | 0 | 0.00 | 0 | 0.00 | 0 | 0 | 0.00 |
| 32 | The J & K Bank | 0 | 0 | 0.00 | 0 | 0.00 | 0 | 0.00 | 0 | 0 | 0.00 |
| 33 | Fedral Bank Ltd | 0 | 0 | 0.00 | 0 | 0.00 | 0 | 0.00 | 0 | 0 | 0.00 |
| 34 | IndusInd Bank | 0 | 0 | 0.00 | 0 | 0.00 | 0 | 0.00 | 0 | 0 | 0.00 |
| 35 | The Karnataka bank | 0 | 0 | 0.00 | 0 | 0.00 | 0 | 0.00 | 0 | 0 | 0.00 |
| 36 | The South Indian Bank L | 0 | 0 | 0.00 | 0 | 0.00 | 0 | 0.00 | 0 | 0 | 0.00 |
| 37 | Standard Chartered Ban | 0 | 0 | 0.00 | 0 | 0.00 | 0 | 0.00 | 0 | 0 | 0.00 |
| 38 | Yes Bank | 0 | 0 | 0.00 | 0 | 0.00 | 0 | 0.00 | 0 | 0 | 0.00 |
| 39 | Kotak Mahinda | 0 | 0 | 0.00 | 0 | 0.00 | 0 | 0.00 | 0 | 0 | 0.00 |
| 40 | Bhartiya Mahila Bank | 0 | 0 | 0.00 | 0 | 0.00 | 0 | 0.00 | 0 | 0 | 0.00 |
| 41 | BANDHAN BANK | 0 | 0 | 0.00 | 0 | 0.00 | 0 | 0.00 | 0 | 0 | 0.00 |
| G | Total Private Bank | 12 | 3 | 89.13 | 3 | 89.13 | 3 | 89.13 | 0 | 62 | 810.16 |
| H | Total All Bank (F+G) | 251 | 62 | 715.92 | 38 | 552.70 | 38 | 512.68 | 24 | 2970 | 13798.17 |

VEERCHANDRA SINGH GARHWALI PARYATAN SWAROZGAR
ACTIVITYWISE CUMULATIVE POSTION UPTO 30TH JUNE 2016

ACTIVITYWISE OUTSTANDING

(in Lacs)

| S. No. | Name of the Bank | Hotel/Model | | Resturmnt / Fast Food Center | | Workshop / Garrage | | STD/PCO | | Adventure Activity | |
|----------|-------------------------------|-------------|----------------|------------------------------|----------------|--------------------|---------------|-----------|--------------|--------------------|---------------|
| | | A/cs | Amt. | A/cs | Amt. | A/cs | Amt. | A/cs | Amt. | A/cs | Amt. |
| 1 | State Bank of India | 561 | 1684.51 | 71 | 392.82 | 16 | 31.35 | 5 | 3.45 | 0 | 0.00 |
| 2 | Punjab National Bank | 38 | 400.29 | 25 | 103.55 | 4 | 12.43 | 2 | 1.42 | 0 | 0.00 |
| 3 | Bank of Baroda | 23 | 249.78 | 8 | 21.43 | 0 | 0.00 | 0 | 0.00 | 1 | 2.00 |
| A | Total Lead Banks | 622 | 2334.58 | 104 | 517.80 | 20 | 43.78 | 7 | 4.87 | 1 | 2.00 |
| 4 | Oriental Bank of Comm. | 7 | 158.64 | 4 | 71.50 | 1 | 4.53 | 0 | 0.00 | 1 | 4.19 |
| 5 | Union Bank of India | 1 | 1.00 | 18 | 64.78 | 0 | 0.00 | 0 | 0.00 | 0 | 0.00 |
| 6 | Canara Bank | 4 | 108.51 | 0 | 0.00 | 0 | 0.00 | 0 | 0.00 | 0 | 0.00 |
| 7 | Central Bank of India | 0 | 0.00 | 0 | 0.00 | 0 | 0.00 | 0 | 0.00 | 0 | 0.00 |
| 8 | Punjab & Sind Bank | 0 | 0.00 | 1 | 8.75 | 0 | 0.00 | 0 | 0.00 | 0 | 0.00 |
| 9 | Allahabad Bank | 2 | 28.95 | 50 | 301.23 | 0 | 0.00 | 0 | 0.00 | 0 | 0.00 |
| 10 | UCO Bank | 0 | 0.00 | 1 | 35.00 | 0 | 0.00 | 0 | 0.00 | 0 | 0.00 |
| 11 | Indian Overseas Bank | 2 | 53.00 | 0 | 0.00 | 0 | 0.00 | 0 | 0.00 | 0 | 0.00 |
| 12 | State Bank of Patiala | 2 | 69.00 | 0 | 0.00 | 0 | 0.00 | 0 | 0.00 | 0 | 0.00 |
| 13 | Bank of India | 1 | 14.00 | 5 | 24.59 | 2 | 16.00 | 0 | 0.00 | 0 | 0.00 |
| 14 | Syndicate Bank | 0 | 0.00 | 1 | 22.00 | 0 | 0.00 | 0 | 0.00 | 0 | 0.00 |
| 15 | Vijaya Bank | 0 | 0.00 | 0 | 0.00 | 0 | 0.00 | 0 | 0.00 | 0 | 0.00 |
| 16 | Corporation Bank | 0 | 0.00 | 0 | 0.00 | 0 | 0.00 | 0 | 0.00 | 0 | 0.00 |
| 17 | Andhra bank | 0 | 0.00 | 0 | 0.00 | 0 | 0.00 | 0 | 0.00 | 0 | 0.00 |
| 18 | Indian Bank | 0 | 0.00 | 0 | 0.00 | 0 | 0.00 | 0 | 0.00 | 0 | 0.00 |
| 19 | United Bank of India | 0 | 0.00 | 0 | 0.00 | 0 | 0.00 | 0 | 0.00 | 0 | 0.00 |
| 20 | State Bank of B & J | 0 | 0.00 | 0 | 0.00 | 0 | 0.00 | 0 | 0.00 | 0 | 0.00 |
| 21 | Bank of Maharashtra | 0 | 0.00 | 0 | 0.00 | 0 | 0.00 | 0 | 0.00 | 0 | 0.00 |
| 22 | Dena Bank | 0 | 0.00 | 0 | 0.00 | 0 | 0.00 | 0 | 0.00 | 0 | 0.00 |
| 23 | IDBI Bank | 0 | 0.00 | 0 | 0.00 | 1 | 10.00 | 0 | 0.00 | 0 | 0.00 |
| 24 | State Bank of Hyderabad | 0 | 0.00 | 0 | 0.00 | 0 | 0.00 | 0 | 0.00 | 0 | 0.00 |
| B | Total Non-Lead Banks | 19 | 433.10 | 80 | 527.85 | 4 | 30.53 | 0 | 0.00 | 1 | 4.19 |
| C | Total N. Banks (A + B) | 641 | 2767.68 | 184 | 1045.65 | 24 | 74.31 | 7 | 4.87 | 2 | 6.19 |
| 25 | Uttarakhand G.B | 33 | 919.23 | 42 | 624.85 | 57 | 406.79 | 8 | 22.80 | 28 | 266.16 |
| 26 | U.P. Gramin Bank | 0 | 0.00 | 0 | 0.00 | 0 | 0.00 | 0 | 0.00 | 0 | 0.00 |
| D | Total R.R.B. | 33 | 919.23 | 42 | 624.85 | 57 | 406.79 | 8 | 22.80 | 28 | 266.16 |
| 27 | Co-operative Bank | 5 | 22.24 | 0 | 0.00 | 0 | 0.00 | 0 | 0.00 | 0 | 0.00 |
| E | Total Cooperative | 5 | 22.24 | 0 | 0.00 | 0 | 0.00 | 0 | 0.00 | 0 | 0.00 |
| F | Total (C+D+E) | 679 | 3709.15 | 226 | 1670.50 | 81 | 481.10 | 15 | 27.67 | 30 | 272.35 |
| 28 | Nainital Bank | 60 | 780.16 | 0 | 0.00 | 0 | 0.00 | 0 | 0.00 | 0 | 0.00 |
| 29 | Axis Bank | 0 | 0.00 | 0 | 0.00 | 0 | 0.00 | 0 | 0.00 | 0 | 0.00 |
| 30 | ICICI bank | 0 | 0.00 | 0 | 0.00 | 0 | 0.00 | 0 | 0.00 | 0 | 0.00 |
| 31 | HDFC Bank | 0 | 0.00 | 0 | 0.00 | 0 | 0.00 | 0 | 0.00 | 0 | 0.00 |
| 32 | The J & K Bank | 0 | 0.00 | 0 | 0.00 | 0 | 0.00 | 0 | 0.00 | 0 | 0.00 |
| 33 | Fedral Bank Ltd | 0 | 0.00 | 0 | 0.00 | 0 | 0.00 | 0 | 0.00 | 0 | 0.00 |
| 34 | IndusInd Bank | 0 | 0.00 | 0 | 0.00 | 0 | 0.00 | 0 | 0.00 | 0 | 0.00 |
| 35 | The Karnataka bank | 0 | 0.00 | 0 | 0.00 | 0 | 0.00 | 0 | 0.00 | 0 | 0.00 |
| 36 | The South Indian Bank L | 0 | 0.00 | 0 | 0.00 | 0 | 0.00 | 0 | 0.00 | 0 | 0.00 |
| 37 | Standard Chartered Ban | 0 | 0.00 | 0 | 0.00 | 0 | 0.00 | 0 | 0.00 | 0 | 0.00 |
| 38 | Yes Bank | 0 | 0.00 | 0 | 0.00 | 0 | 0.00 | 0 | 0.00 | 0 | 0.00 |
| 39 | Kotak Mahinda | 0 | 0.00 | 0 | 0.00 | 0 | 0.00 | 0 | 0.00 | 0 | 0.00 |
| 40 | Bhartiya Mahila Bank | 0 | 0.00 | 0 | 0.00 | 0 | 0.00 | 0 | 0.00 | 0 | 0.00 |
| 41 | BANDHAN BANK | 0 | 0.00 | 0 | 0.00 | 0 | 0.00 | 0 | 0.00 | 0 | 0.00 |
| G | Total Private Bank | 60 | 780.16 | 0 | 0.00 | 0 | 0.00 | 0 | 0.00 | 0 | 0.00 |
| H | Total All Bank (F+G) | 739 | 4489.31 | 226 | 1670.50 | 81 | 481.10 | 15 | 27.67 | 30 | 272.35 |

Contd.

(in Lacs)

| S. No. | Name of the Bank | Yoga Kendra | | Tentage Accomodation | | Souvenir Shop | | Vehicles | | Total | |
|----------|-------------------------------|-------------|--------------|----------------------|---------------|---------------|---------------|-------------|-----------------|-------------|-----------------|
| | | A/cs | Amt. | A/cs | Amt. | A/cs | Amt. | A/cs | Amt. | A/cs | Amt. |
| 1 | State Bank of India | 0 | 0.00 | 1 | 2.00 | 4 | 6.00 | 1563 | 5210.36 | 2221 | 7330.49 |
| 2 | Punjab National Bank | 0 | 0.00 | 0 | 0.00 | 0 | 0.00 | 494 | 5357.40 | 563 | 5875.09 |
| 3 | Bank of Baroda | 0 | 0.00 | 0 | 0.00 | 0 | 0.00 | 50 | 216.35 | 82 | 489.56 |
| A | Total Lead Banks | 0 | 0.00 | 1 | 2.00 | 4 | 6.00 | 2107 | 10784.11 | 2866 | 13695.14 |
| 4 | Oriental Bank of Comm. | 0 | 0.00 | 0 | 0.00 | 0 | 0.00 | 11 | 63.63 | 24 | 302.49 |
| 5 | Union Bank of India | 0 | 0.00 | 0 | 0.00 | 0 | 0.00 | 12 | 38.82 | 31 | 104.60 |
| 6 | Canara Bank | 0 | 0.00 | 0 | 0.00 | 0 | 0.00 | 9 | 76.31 | 13 | 184.82 |
| 7 | Central Bank of India | 0 | 0.00 | 0 | 0.00 | 0 | 0.00 | 7 | 9.60 | 7 | 9.60 |
| 8 | Punjab & Sind Bank | 0 | 0.00 | 0 | 0.00 | 0 | 0.00 | 1 | 9.50 | 2 | 18.25 |
| 9 | Allahabad Bank | 0 | 0.00 | 0 | 0.00 | 0 | 0.00 | 72 | 854.58 | 124 | 1184.76 |
| 10 | UCO Bank | 0 | 0.00 | 0 | 0.00 | 0 | 0.00 | 5 | 57.00 | 6 | 92.00 |
| 11 | Indian Overseas Bank | 0 | 0.00 | 0 | 0.00 | 0 | 0.00 | 14 | 64.00 | 16 | 117.00 |
| 12 | State Bank of Patiala | 0 | 0.00 | 0 | 0.00 | 0 | 0.00 | 0 | 0.00 | 2 | 69.00 |
| 13 | Bank of India | 0 | 0.00 | 1 | 42.06 | 0 | 0.00 | 11 | 57.00 | 20 | 153.65 |
| 14 | Syndicate Bank | 0 | 0.00 | 0 | 0.00 | 0 | 0.00 | 10 | 49.92 | 11 | 71.92 |
| 15 | Vijaya Bank | 0 | 0.00 | 0 | 0.00 | 0 | 0.00 | 0 | 0.00 | 0 | 0.00 |
| 16 | Corporation Bank | 0 | 0.00 | 0 | 0.00 | 0 | 0.00 | 0 | 0.00 | 0 | 0.00 |
| 17 | Andhra bank | 0 | 0.00 | 0 | 0.00 | 0 | 0.00 | 0 | 0.00 | 0 | 0.00 |
| 18 | Indian Bank | 0 | 0.00 | 1 | 45.00 | 0 | 0.00 | 0 | 0.00 | 1 | 45.00 |
| 19 | United Bank of India | 0 | 0.00 | 0 | 0.00 | 0 | 0.00 | 0 | 0.00 | 0 | 0.00 |
| 20 | State Bank of B & J | 0 | 0.00 | 0 | 0.00 | 0 | 0.00 | 1 | 4.41 | 1 | 4.41 |
| 21 | Bank of Maharashtra | 0 | 0.00 | 0 | 0.00 | 0 | 0.00 | 0 | 0.00 | 0 | 0.00 |
| 22 | Dena Bank | 0 | 0.00 | 0 | 0.00 | 0 | 0.00 | 0 | 0.00 | 0 | 0.00 |
| 23 | IDBI Bank | 0 | 0.00 | 0 | 0.00 | 0 | 0.00 | 2 | 10.17 | 3 | 20.17 |
| 24 | State Bank of Hyderabad | 0 | 0.00 | 0 | 0.00 | 0 | 0.00 | 0 | 0.00 | 0 | 0.00 |
| B | Total Non-Lead Banks | 0 | 0.00 | 2 | 87.06 | 0 | 0.00 | 155 | 1294.94 | 261 | 2377.67 |
| C | Total N. Banks (A + B) | 0 | 0.00 | 3 | 89.06 | 4 | 6.00 | 2262 | 12079.05 | 3127 | 16072.81 |
| 25 | Uttarakhand G.B | 6 | 10.30 | 15 | 41.92 | 39 | 132.07 | 247 | 1037.77 | 475 | 3461.89 |
| 26 | U.P. Gramin Bank | 0 | 0.00 | 0 | 0.00 | 0 | 0.00 | 0 | 0.00 | 0 | 0.00 |
| D | Total R.R.B. | 6 | 10.30 | 15 | 41.92 | 39 | 132.07 | 247 | 1037.77 | 475 | 3461.89 |
| 27 | Co-operative Bank | 0 | 0.00 | 0 | 0.00 | 0 | 0.00 | 9 | 468.88 | 14 | 491.12 |
| E | Total Cooperative | 0 | 0.00 | 0 | 0.00 | 0 | 0.00 | 9 | 468.88 | 14 | 491.12 |
| F | Total (C+D+E) | 6 | 10.30 | 18 | 130.98 | 43 | 138.07 | 2518 | 13585.70 | 3616 | 20025.82 |
| 28 | Nainital Bank | 0 | 0.00 | 0 | 0.00 | 0 | 0.00 | 71 | 330.46 | 131 | 1110.62 |
| 29 | Axis Bank | 0 | 0.00 | 0 | 0.00 | 0 | 0.00 | 0 | 0.00 | 0 | 0.00 |
| 30 | ICICI bank | 0 | 0.00 | 0 | 0.00 | 0 | 0.00 | 0 | 0.00 | 0 | 0.00 |
| 31 | HDFC Bank | 0 | 0.00 | 0 | 0.00 | 0 | 0.00 | 0 | 0.00 | 0 | 0.00 |
| 32 | The J & K Bank | 0 | 0.00 | 0 | 0.00 | 0 | 0.00 | 0 | 0.00 | 0 | 0.00 |
| 33 | Fedral Bank Ltd | 0 | 0.00 | 0 | 0.00 | 0 | 0.00 | 0 | 0.00 | 0 | 0.00 |
| 34 | IndusInd Bank | 0 | 0.00 | 0 | 0.00 | 0 | 0.00 | 0 | 0.00 | 0 | 0.00 |
| 35 | The Karnataka bank | 0 | 0.00 | 0 | 0.00 | 0 | 0.00 | 0 | 0.00 | 0 | 0.00 |
| 36 | The South Indian Bank L | 0 | 0.00 | 0 | 0.00 | 0 | 0.00 | 0 | 0.00 | 0 | 0.00 |
| 37 | Standard Chartered Ban | 0 | 0.00 | 0 | 0.00 | 0 | 0.00 | 0 | 0.00 | 0 | 0.00 |
| 38 | Yes Bank | 0 | 0.00 | 0 | 0.00 | 0 | 0.00 | 0 | 0.00 | 0 | 0.00 |
| 39 | Kotak Mahinda | 0 | 0.00 | 0 | 0.00 | 0 | 0.00 | 0 | 0.00 | 0 | 0.00 |
| 40 | Bhartiya Mahila Bank | 0 | 0.00 | 0 | 0.00 | 0 | 0.00 | 0 | 0.00 | 0 | 0.00 |
| 41 | BANDHAN BANK | 0 | 0.00 | 0 | 0.00 | 0 | 0.00 | 0 | 0.00 | 0 | 0.00 |
| G | Total Private Bank | 0 | 0.00 | 0 | 0.00 | 0 | 0.00 | 71 | 330.46 | 131 | 1110.62 |
| H | Total All Bank (F+G) | 6 | 10.30 | 18 | 130.98 | 43 | 138.07 | 2589 | 13916.16 | 3747 | 21136.44 |

MGNREGA

PROGRESS AS ON 30TH JUNE 2016

(in Lacs)

| S. No. | Name of the Bank | Benefits/Payments through Banking System | | Cumulative since inception | |
|----------|-------------------------------|--|----------------|----------------------------|-----------------|
| | | A/cs | Amount | A/cs | Amount |
| 1 | State Bank of India | 2338 | 870.82 | 14965 | 13603.93 |
| 2 | Punjab National Bank | 7708 | 502.75 | 32697 | 3186.59 |
| 3 | Bank of Baroda | 2524 | 61.58 | 19362 | 1851.28 |
| A | Total Lead Banks | 12570 | 1435.15 | 67024 | 18641.80 |
| 4 | Oriental Bank of Comm. | 0 | 0.00 | 0 | 0.00 |
| 5 | Union Bank of India | 0 | 0.00 | 0 | 0.00 |
| 6 | Canara Bank | 13 | 0.01 | 0 | 0.00 |
| 7 | Central Bank of India | 0 | 0.00 | 0 | 0.00 |
| 8 | Punjab & Sind Bank | 0 | 0.00 | 0 | 0.00 |
| 9 | Allahabad Bank | 1245 | 14.46 | 59544 | 1083.07 |
| 10 | UCO Bank | 0 | 0.00 | 0 | 0.00 |
| 11 | Indian Overseas Bank | 100 | 1.68 | 1472 | 18.44 |
| 12 | State Bank of Patiala | 0 | 0.00 | 0 | 0.00 |
| 13 | Bank of India | 86 | 3.75 | 86 | 3.75 |
| 14 | Syndicate Bank | 572 | 30.95 | 1847 | 50.70 |
| 15 | Vijaya Bank | 0 | 0.00 | 0 | 0.00 |
| 16 | Corporation Bank | 0 | 0.00 | 0 | 0.00 |
| 17 | Andhra bank | 0 | 0.00 | 0 | 0.00 |
| 18 | Indian Bank | 0 | 0.00 | 0 | 0.00 |
| 19 | United Bank of India | 0 | 0.00 | 0 | 0.00 |
| 20 | State Bank of B & J | 0 | 0.00 | 0 | 0.00 |
| 21 | Bank of Maharashtra | 0 | 0.00 | 0 | 0.00 |
| 22 | Dena Bank | 0 | 0.00 | 0 | 0.00 |
| 23 | IDBI Bank | 0 | 0.00 | 0 | 0.00 |
| 24 | State Bank of Hyderabad | 0 | 0.00 | 0 | 0.00 |
| B | Total Non-Lead Banks | 2016 | 50.85 | 62949 | 1155.96 |
| C | Total N. Banks (A + B) | 14586 | 1485.99 | 129973 | 19797.76 |
| 25 | Uttarakhand G.B | 150 | 2.70 | 42459 | 429.11 |
| 26 | U.P. Gramin Bank | 98 | 9.80 | 98 | 9.80 |
| D | Total R.R.B. | 248 | 12.50 | 42557 | 438.91 |
| 27 | Co-operative Bank | 0 | 0.00 | 0 | 0.00 |
| E | Total Cooperative | 0 | 0.00 | 0 | 0.00 |
| F | Total (C+D+E) | 14834 | 1498.49 | 172530 | 20236.67 |
| 28 | Nainital Bank | 0 | 0.00 | 0 | 0.00 |
| 29 | Axis Bank | 0 | 0.00 | 0 | 0.00 |
| 30 | ICICI bank | 0 | 0.00 | 0 | 0.00 |
| 31 | HDFC Bank | 0 | 0.00 | 0 | 0.00 |
| 32 | The J & K Bank | 0 | 0.00 | 0 | 0.00 |
| 33 | Fedral Bank Ltd | 0 | 0.00 | 0 | 0.00 |
| 34 | IndusInd Bank | 0 | 0.00 | 0 | 0.00 |
| 35 | The Karnataka bank | 0 | 0.00 | 0 | 0.00 |
| 36 | The South Indian Bank Ltd | 0 | 0.00 | 0 | 0.00 |
| 37 | Standard Chartered Bank | 0 | 0.00 | 0 | 0.00 |
| 38 | Yes Bank | 0 | 0.00 | 0 | 0.00 |
| 39 | Kotak Mahinda | 0 | 0.00 | 0 | 0.00 |
| 40 | Bhartiya Mahila Bank | 0 | 0.00 | 0 | 0.00 |
| 41 | BANDHAN BANK | 0 | 0.00 | 0 | 0.00 |
| G | Total Private Bank | 0 | 0.00 | 0 | 0.00 |
| H | Total All Bank (F+G) | 14834 | 1498.49 | 172530 | 20236.67 |

JOINT LIABILITY GROUP

(in Lacs)

| S. No. | Name of the Bank | Application Received | Sanctioned | | Disbursed | | Outstanding as on June 2016 | |
|----------|-------------------------------|----------------------|-------------|----------------|-------------|----------------|-----------------------------|-----------------|
| | | No. | No. | Amt. | No. | Amt. | No. | Amt. |
| 1 | State Bank of India | 0 | 0 | 0.00 | 0 | 0.00 | 574 | 161.53 |
| 2 | Punjab National Bank | 76 | 59 | 193.91 | 57 | 112.54 | 357 | 540.95 |
| 3 | Bank of Baroda | 16 | 5 | 13.00 | 5 | 13.00 | 619 | 129.41 |
| A | Total Lead Banks | 92 | 64 | 206.91 | 62 | 125.54 | 1550 | 831.89 |
| 4 | Oriental Bank of Comm. | 0 | 0 | 0.00 | 0 | 0.00 | 7 | 12.69 |
| 5 | Union Bank of India | 0 | 0 | 0.00 | 0 | 0.00 | 151 | 221.07 |
| 6 | Canara Bank | 0 | 0 | 0.00 | 0 | 0.00 | 155 | 367.51 |
| 7 | Central Bank of India | 0 | 0 | 0.00 | 0 | 0.00 | 9 | 2.39 |
| 8 | Punjab & Sind Bank | 0 | 0 | 0.00 | 0 | 0.00 | 0 | 0.00 |
| 9 | Allahabad Bank | 0 | 0 | 0.00 | 0 | 0.00 | 184 | 149.10 |
| 10 | UCO Bank | 54 | 54 | 30.20 | 54 | 24.32 | 99 | 162.80 |
| 11 | Indian Overseas Bank | 15 | 15 | 9.50 | 15 | 9.50 | 15 | 9.12 |
| 12 | State Bank of Patiala | 21 | 21 | 7.10 | 21 | 7.10 | 21 | 6.12 |
| 13 | Bank of India | 17 | 15 | 16.00 | 12 | 14.50 | 33 | 36.26 |
| 14 | Syndicate Bank | 0 | 0 | 0.00 | 0 | 0.00 | 2 | 2.15 |
| 15 | Vijaya Bank | 0 | 0 | 0.00 | 0 | 0.00 | 0 | 0.00 |
| 16 | Corporation Bank | 0 | 0 | 0.00 | 0 | 0.00 | 0 | 0.00 |
| 17 | Andhra bank | 0 | 0 | 0.00 | 0 | 0.00 | 0 | 0.00 |
| 18 | Indian Bank | 0 | 0 | 0.00 | 0 | 0.00 | 0 | 0.00 |
| 19 | United Bank of India | 1 | 0 | 0.00 | 0 | 0.00 | 0 | 0.00 |
| 20 | State Bank of B & J | 0 | 0 | 0.00 | 0 | 0.00 | 0 | 0.00 |
| 21 | Bank of Maharashtra | 0 | 0 | 0.00 | 0 | 0.00 | 0 | 0.00 |
| 22 | Dena Bank | 0 | 0 | 0.00 | 0 | 0.00 | 0 | 0.00 |
| 23 | IDBI Bank | 73 | 73 | 47.21 | 73 | 47.21 | 557 | 279.97 |
| 24 | State Bank of Hyderabad | 0 | 0 | 0.00 | 0 | 0.00 | 0 | 0.00 |
| B | Total Non-Lead Banks | 181 | 178 | 110.01 | 175 | 102.63 | 1233 | 1249.18 |
| C | Total N. Banks (A + B) | 273 | 242 | 316.92 | 237 | 228.17 | 2783 | 2081.07 |
| 25 | Uttarakhand G.B | 143 | 143 | 80.96 | 143 | 80.96 | 3195 | 1987.36 |
| 26 | U.P. Gramin Bank | 3 | 3 | 6.00 | 3 | 6.00 | 50 | 19.60 |
| D | Total R.R.B. | 146 | 146 | 86.96 | 146 | 86.96 | 3245 | 2006.96 |
| 27 | Co-operative Bank | 92 | 77 | 210.44 | 77 | 210.44 | 560 | 400.87 |
| E | Total Cooperative | 92 | 77 | 210.44 | 77 | 210.44 | 560 | 400.87 |
| F | Total (C+D+E) | 511 | 465 | 614.32 | 460 | 525.57 | 6588 | 4488.90 |
| 28 | Nainital Bank | 0 | 0 | 0.00 | 0 | 0.00 | 31 | 27.92 |
| 29 | Axis Bank | 0 | 0 | 0.00 | 0 | 0.00 | 0 | 0.00 |
| 30 | ICICI bank | 0 | 0 | 0.00 | 0 | 0.00 | 0 | 0.00 |
| 31 | HDFC Bank | 556 | 556 | 1010.02 | 556 | 1010.02 | 13037 | 6033.35 |
| 32 | The J & K Bank | 0 | 0 | 0.00 | 0 | 0.00 | 0 | 0.00 |
| 33 | Fedral Bank Ltd | 0 | 0 | 0.00 | 0 | 0.00 | 0 | 0.00 |
| 34 | IndusInd Bank | 0 | 0 | 0.00 | 0 | 0.00 | 0 | 0.00 |
| 35 | The Karnataka bank | 0 | 0 | 0.00 | 0 | 0.00 | 0 | 0.00 |
| 36 | The South Indian Bank Ltd | 0 | 0 | 0.00 | 0 | 0.00 | 0 | 0.00 |
| 37 | Standard Chartered Bank | 0 | 0 | 0.00 | 0 | 0.00 | 0 | 0.00 |
| 38 | Yes Bank | 0 | 0 | 0.00 | 0 | 0.00 | 0 | 0.00 |
| 39 | Kotak Mahinda | 0 | 0 | 0.00 | 0 | 0.00 | 0 | 0.00 |
| 40 | Bhartiya Mahila Bank | 0 | 0 | 0.00 | 0 | 0.00 | 0 | 0.00 |
| 41 | BANDHAN BANK | 0 | 0 | 0.00 | 0 | 0.00 | 0 | 0.00 |
| G | Total Private Bank | 556 | 556 | 1010.02 | 556 | 1010.02 | 13068 | 6061.27 |
| H | Total All Bank (F+G) | 1067 | 1021 | 1624.34 | 1016 | 1535.59 | 19656 | 10550.17 |

**PRIME MINISTER'S ROZGAR YOJNA (PMRY)
ACTIVITYWISE CUMULATIVE POSTION UPTO 30TH JUNE 2016**

ACTIVITYWISE OUTSTANDINGS

(in Lacs)

| S. No. | Name of the Bank | Trade Shop | | Industrial Units | | Vendor / Hawker | | Services | | Others | | Total | |
|----------|-------------------------------|-------------|---------------|------------------|---------------|-----------------|---------------|-----------|--------------|------------|---------------|-------------|----------------|
| | | No. | Amt. | No. | Amt. | No. | Amt. | No. | Amt. | No. | Amt. | No. | Amt. |
| 1 | State Bank of India | 469 | 329.11 | 77 | 74.09 | 209 | 203.12 | 0 | 0.00 | 71 | 37.85 | 826 | 644.17 |
| 2 | Punjab National Bank | 230 | 138.59 | 8 | 3.53 | 7 | 3.89 | 0 | 0.00 | 15 | 9.83 | 260 | 155.84 |
| 3 | Bank of Baroda | 196 | 62.25 | 24 | 12.10 | 18 | 9.73 | 24 | 9.55 | 25 | 10.86 | 287 | 104.49 |
| A | Total Lead Banks | 895 | 529.95 | 109 | 89.72 | 234 | 216.74 | 24 | 9.55 | 111 | 58.54 | 1373 | 904.50 |
| 4 | Oriental Bank of Comm. | 0 | 0.00 | 0 | 0.00 | 32 | 5.13 | 0 | 0.00 | 5 | 15.70 | 37 | 20.83 |
| 5 | Union Bank of India | 81 | 41.05 | 3 | 3.51 | 16 | 12.93 | 8 | 10.13 | 36 | 25.65 | 144 | 93.27 |
| 6 | Canara Bank | 0 | 0.00 | 0 | 0.00 | 0 | 0.00 | 0 | 0.00 | 49 | 470.79 | 49 | 470.79 |
| 7 | Central Bank of India | 0 | 0.00 | 0 | 0.00 | 0 | 0.00 | 0 | 0.00 | 0 | 0.00 | 0 | 0.00 |
| 8 | Punjab & Sind Bank | 0 | 0.00 | 0 | 0.00 | 0 | 0.00 | 0 | 0.00 | 0 | 0.00 | 0 | 0.00 |
| 9 | Allahabad Bank | 13 | 8.67 | 8 | 4.13 | 12 | 6.79 | 9 | 4.51 | 11 | 4.62 | 53 | 28.72 |
| 10 | UCO Bank | 0 | 0.00 | 0 | 0.00 | 0 | 0.00 | 0 | 0.00 | 0 | 0.00 | 0 | 0.00 |
| 11 | Indian Overseas Bank | 7 | 15.02 | 15 | 4.64 | 24 | 13.42 | 0 | 0.00 | 25 | 8.25 | 71 | 41.33 |
| 12 | State Bank of Patiala | 6 | 0.60 | 0 | 0.00 | 4 | 0.59 | 0 | 0.00 | 6 | 1.09 | 16 | 2.28 |
| 13 | Bank of India | 16 | 26.95 | 0 | 1.00 | 25 | 38.97 | 4 | 8.99 | 36 | 27.40 | 81 | 103.31 |
| 14 | Syndicate Bank | 0 | 0.00 | 0 | 0.00 | 0 | 0.00 | 0 | 0.00 | 0 | 0.00 | 0 | 0.00 |
| 15 | Vijaya Bank | 0 | 0.00 | 0 | 0.00 | 18 | 7.64 | 0 | 0.00 | 0 | 0.00 | 18 | 7.64 |
| 16 | Corporation Bank | 0 | 0.00 | 0 | 0.00 | 0 | 0.00 | 0 | 0.00 | 0 | 0.00 | 0 | 0.00 |
| 17 | Andhra bank | 0 | 0.00 | 0 | 0.00 | 0 | 0.00 | 0 | 0.00 | 0 | 0.00 | 0 | 0.00 |
| 18 | Indian Bank | 0 | 0.00 | 0 | 0.00 | 0 | 0.00 | 0 | 0.00 | 0 | 0.00 | 0 | 0.00 |
| 19 | United Bank of India | 0 | 0.00 | 0 | 0.00 | 0 | 0.00 | 0 | 0.00 | 0 | 0.00 | 0 | 0.00 |
| 20 | State Bank of B & J | 0 | 0.00 | 0 | 0.00 | 12 | 6.40 | 0 | 0.00 | 0 | 0.00 | 12 | 6.40 |
| 21 | Bank of Maharashtra | 0 | 0.00 | 0 | 0.00 | 0 | 0.00 | 0 | 0.00 | 0 | 0.00 | 0 | 0.00 |
| 22 | Dena Bank | 0 | 0.00 | 0 | 0.00 | 0 | 0.00 | 0 | 0.00 | 40 | 32.00 | 40 | 32.00 |
| 23 | IDBI Bank | 0 | 0.00 | 0 | 0.00 | 0 | 0.00 | 0 | 0.00 | 0 | 0.00 | 0 | 0.00 |
| 24 | State Bank of Hyderabad | 0 | 0.00 | 0 | 0.00 | 0 | 0.00 | 0 | 0.00 | 0 | 0.00 | 0 | 0.00 |
| B | Total Non-Lead Banks | 123 | 92.29 | 26 | 13.28 | 143 | 91.87 | 21 | 23.63 | 208 | 585.50 | 521 | 806.57 |
| C | Total N. Banks (A + B) | 1018 | 622.24 | 135 | 103.00 | 377 | 308.61 | 45 | 33.18 | 319 | 644.04 | 1894 | 1711.07 |
| 25 | Uttarakhand G.B | 0 | 0.00 | 0 | 0.00 | 0 | 0.00 | 0 | 0.00 | 0 | 0.00 | 0 | 0.00 |
| 26 | U.P. Gramin Bank | 0 | 0.00 | 0 | 0.00 | 0 | 0.00 | 0 | 0.00 | 0 | 0.00 | 0 | 0.00 |
| D | Total R.R.B. | 0 | 0.00 | 0 | 0.00 | 0 | 0.00 | 0 | 0.00 | 0 | 0.00 | 0 | 0.00 |
| 27 | Co-operative Bank | 0 | 0.00 | 0 | 0.00 | 0 | 0.00 | 0 | 0.00 | 8 | 47.05 | 8 | 47.05 |
| E | Total Cooperative | 0 | 0.00 | 0 | 0.00 | 0 | 0.00 | 0 | 0.00 | 8 | 47.05 | 8 | 47.05 |
| F | Total (C+D+E) | 1018 | 622.24 | 135 | 103.00 | 377 | 308.61 | 45 | 33.18 | 327 | 691.09 | 1902 | 1758.12 |
| 28 | Nainital Bank | 26 | 13.96 | 2 | 0.77 | 18 | 4.28 | 1 | 0.03 | 7 | 3.69 | 54 | 22.73 |
| 29 | Axis Bank | 0 | 0.00 | 0 | 0.00 | 0 | 0.00 | 0 | 0.00 | 0 | 0.00 | 0 | 0.00 |
| 30 | ICICI bank | 0 | 0.00 | 0 | 0.00 | 0 | 0.00 | 0 | 0.00 | 0 | 0.00 | 0 | 0.00 |
| 31 | HDFC Bank | 0 | 0.00 | 0 | 0.00 | 0 | 0.00 | 0 | 0.00 | 0 | 0.00 | 0 | 0.00 |
| 32 | The J & K Bank | 0 | 0.00 | 0 | 0.00 | 0 | 0.00 | 0 | 0.00 | 2 | 0.82 | 2 | 0.82 |
| 33 | Fedral Bank Ltd | 0 | 0.00 | 0 | 0.00 | 0 | 0.00 | 0 | 0.00 | 0 | 0.00 | 0 | 0.00 |
| 34 | IndusInd Bank | 0 | 0.00 | 0 | 0.00 | 0 | 0.00 | 0 | 0.00 | 0 | 0.00 | 0 | 0.00 |
| 35 | The Karnataka bank | 0 | 0.00 | 0 | 0.00 | 0 | 0.00 | 0 | 0.00 | 0 | 0.00 | 0 | 0.00 |
| 36 | The South Indian Bank Ltd | 0 | 0.00 | 0 | 0.00 | 0 | 0.00 | 0 | 0.00 | 0 | 0.00 | 0 | 0.00 |
| 37 | Standard Chartered Bank | 0 | 0.00 | 0 | 0.00 | 0 | 0.00 | 0 | 0.00 | 0 | 0.00 | 0 | 0.00 |
| 38 | Yes Bank | 0 | 0.00 | 0 | 0.00 | 0 | 0.00 | 0 | 0.00 | 0 | 0.00 | 0 | 0.00 |
| 39 | Kotak Mahinda | 0 | 0.00 | 0 | 0.00 | 0 | 0.00 | 0 | 0.00 | 0 | 0.00 | 0 | 0.00 |
| 40 | Bhartiya Mahila Bank | 0 | 0.00 | 0 | 0.00 | 0 | 0.00 | 0 | 0.00 | 0 | 0.00 | 0 | 0.00 |
| 41 | BANDHAN BANK | 0 | 0.00 | 0 | 0.00 | 0 | 0.00 | 0 | 0.00 | 0 | 0.00 | 0 | 0.00 |
| G | Total Private Bank | 26 | 13.96 | 2 | 0.77 | 18 | 4.28 | 1 | 0.03 | 9 | 4.51 | 56 | 23.55 |
| H | Total All Bank (F+G) | 1044 | 636.20 | 137 | 103.77 | 395 | 312.89 | 46 | 33.21 | 336 | 695.60 | 1958 | 1781.67 |

D.I.R ADVANCES

FROM 01.04.2016 TO 30.06.2016

(in Lacs)

| S. No. | Name of the Bank | Application Received | | Amount Disbursed during the quarter | | Amount Disbursed upto the quarter | | Total Outstanding as on 30.06.2016 | |
|----------|-------------------------------|----------------------|---------------|-------------------------------------|---------------|-----------------------------------|---------------|------------------------------------|----------------|
| | | No. | Amt. | No. | Amt. | No. | Amt. | No. | Amt. |
| 1 | State Bank of India | 80 | 13.73 | 75 | 13.75 | 127 | 20.91 | 2626 | 5122.20 |
| 2 | Punjab National Bank | 181 | 21.40 | 113 | 13.15 | 373 | 61.81 | 1091 | 165.70 |
| 3 | Bank of Baroda | 188 | 27.70 | 188 | 27.70 | 188 | 30.40 | 1222 | 118.90 |
| A | Total Lead Banks | 449 | 62.83 | 376 | 54.60 | 688 | 113.12 | 4939 | 5406.80 |
| 4 | Oriental Bank of Comm. | 0 | 0.00 | 0 | 0.00 | 0 | 0.00 | 31 | 3.30 |
| 5 | Union Bank of India | 5 | 5.48 | 5 | 5.48 | 5 | 5.48 | 372 | 289.93 |
| 6 | Canara Bank | 58 | 8.70 | 58 | 8.70 | 58 | 8.70 | 1610 | 150.00 |
| 7 | Central Bank of India | 0 | 0.00 | 0 | 0.00 | 0 | 0.00 | 8 | 26.00 |
| 8 | Punjab & Sind Bank | 0 | 0.00 | 0 | 0.00 | 0 | 0.00 | 0 | 0.00 |
| 9 | Allahabad Bank | 1 | 0.15 | 1 | 0.15 | 1 | 0.15 | 76 | 8.65 |
| 10 | UCO Bank | 1 | 0.25 | 1 | 0.25 | 1 | 0.25 | 27 | 6.41 |
| 11 | Indian Overseas Bank | 19 | 3.60 | 16 | 2.97 | 16 | 2.97 | 167 | 29.07 |
| 12 | State Bank of Patiala | 0 | 0.00 | 0 | 0.00 | 0 | 0.00 | 12 | 1.20 |
| 13 | Bank of India | 0 | 0.00 | 0 | 0.00 | 0 | 0.00 | 0 | 0.00 |
| 14 | Syndicate Bank | 0 | 0.00 | 0 | 0.00 | 0 | 0.00 | 0 | 0.00 |
| 15 | Vijaya Bank | 3 | 0.41 | 3 | 0.41 | 3 | 0.41 | 4 | 28.00 |
| 16 | Corporation Bank | 1 | 0.15 | 1 | 0.15 | 11 | 2.64 | 73 | 6.00 |
| 17 | Andhra bank | 1 | 0.50 | 1 | 0.50 | 0 | 0.00 | 1 | 50.00 |
| 18 | Indian Bank | 2 | 0.30 | 2 | 0.30 | 2 | 0.30 | 3 | 2.20 |
| 19 | United Bank of India | 0 | 0.00 | 0 | 0.00 | 0 | 0.00 | 0 | 0.00 |
| 20 | State Bank of B & J | 1 | 0.15 | 1 | 0.15 | 1 | 0.15 | 34 | 6.00 |
| 21 | Bank of Maharashtra | 0 | 0.00 | 0 | 0.00 | 0 | 0.00 | 8 | 91.00 |
| 22 | Dena Bank | 4 | 0.20 | 4 | 0.20 | 4 | 0.20 | 43 | 37.00 |
| 23 | IDBI Bank | 1 | 0.15 | 1 | 0.02 | 1 | 0.02 | 45 | 27.11 |
| 24 | State Bank of Hyderabad | 3 | 25.00 | 3 | 25.00 | 9 | 125.00 | 21 | 4.00 |
| B | Total Non-Lead Banks | 100 | 45.04 | 97 | 44.28 | 112 | 146.27 | 2535 | 765.87 |
| C | Total N. Banks (A + B) | 549 | 107.87 | 473 | 98.88 | 800 | 259.39 | 7474 | 6172.67 |
| 25 | Uttarakhand G.B | 0 | 0.00 | 0 | 0.00 | 0 | 0.00 | 0 | 0.00 |
| 26 | U.P. Gramin Bank | 0 | 0.00 | 0 | 0.00 | 0 | 0.00 | 0 | 0.00 |
| D | Total R.R.B. | 0 | 0.00 | 0 | 0.00 | 0 | 0.00 | 0 | 0.00 |
| 27 | Co-operative Bank | 0 | 0.00 | 0 | 0.00 | 0 | 0.00 | 0 | 0.00 |
| E | Total Cooperative | 0 | 0.00 | 0 | 0.00 | 0 | 0.00 | 0 | 0.00 |
| F | Total (C+D+E) | 549 | 107.87 | 473 | 98.88 | 800 | 259.39 | 7474 | 6172.67 |
| 28 | Nainital Bank | 3 | 0.45 | 3 | 0.45 | 3 | 0.45 | 2485 | 235.20 |
| 29 | Axis Bank | 0 | 0.00 | 0 | 0.00 | 0 | 0.00 | 0 | 0.00 |
| 30 | ICICI bank | 0 | 0.00 | 0 | 0.00 | 0 | 0.00 | 0 | 0.00 |
| 31 | HDFC Bank | 0 | 0.00 | 0 | 0.00 | 0 | 0.00 | 0 | 0.00 |
| 32 | The J & K Bank | 14 | 1.60 | 14 | 1.60 | 14 | 1.60 | 11 | 1.00 |
| 33 | Fedral Bank Ltd | 10 | 60.00 | 8 | 45.00 | 8 | 45.00 | 0 | 0.00 |
| 34 | IndusInd Bank | 0 | 0.00 | 0 | 0.00 | 0 | 0.00 | 0 | 0.00 |
| 35 | The Karnataka bank | 0 | 0.00 | 0 | 0.00 | 0 | 0.00 | 0 | 0.00 |
| 36 | The South Indian Bank Ltd | 0 | 0.00 | 0 | 0.00 | 0 | 0.00 | 0 | 0.00 |
| 37 | Standard Chartered Bank | 0 | 0.00 | 0 | 0.00 | 0 | 0.00 | 0 | 0.00 |
| 38 | Yes Bank | 0 | 0.00 | 0 | 0.00 | 0 | 0.00 | 0 | 0.00 |
| 39 | Kotak Mahinda | 0 | 0.00 | 0 | 0.00 | 0 | 0.00 | 0 | 0.00 |
| 40 | Bhartiya Mahila Bank | 0 | 0.00 | 0 | 0.00 | 0 | 0.00 | 0 | 0.00 |
| 41 | BANDHAN BANK | 0 | 0.00 | 0 | 0.00 | 0 | 0.00 | 0 | 0.00 |
| G | Total Private Bank | 27 | 62.05 | 25 | 47.05 | 25 | 47.05 | 2496 | 236.20 |
| H | Total All Bank (F+G) | 576 | 169.92 | 498 | 145.93 | 825 | 306.44 | 9970 | 6408.87 |

ADVANCE TO HANDLOOM WEAVER UPTO Rs. 50000/- PER MEMBER

FROM 01.04.2016 TO 30.06.2016

(in Lacs)

| S. No. | Name of the Bank | Target | Received | | Sanctioned | | Disbursed | | Outstanding since the launch of scheme i.e 2002-02 to 30.06.2016 | |
|----------|-------------------------------|----------|-----------|--------------|------------|--------------|-----------|--------------|--|---------------|
| | | | No. | Amt. | No. | Amt. | No. | Amt. | No. | Amt. |
| 1 | State Bank of India | 0 | 16 | 42.10 | 17 | 42.10 | 17 | 42.10 | 272 | 234.51 |
| 2 | Punjab National Bank | 0 | 0 | 0.00 | 0 | 0.00 | 0 | 0.00 | 178 | 139.18 |
| 3 | Bank of Baroda | 0 | 0 | 0.00 | 0 | 0.00 | 0 | 0.00 | 13 | 11.90 |
| A | Total Lead Banks | 0 | 16 | 42.10 | 17 | 42.10 | 17 | 42.10 | 463 | 385.59 |
| 4 | Oriental Bank of Comm. | 0 | 0 | 0.00 | 0 | 0.00 | 0 | 0.00 | 23 | 8.59 |
| 5 | Union Bank of India | 0 | 5 | 1.65 | 5 | 1.65 | 5 | 1.65 | 177 | 66.76 |
| 6 | Canara Bank | 0 | 0 | 0.00 | 0 | 0.00 | 0 | 0.00 | 3 | 2.00 |
| 7 | Central Bank of India | 0 | 12 | 5.80 | 10 | 4.50 | 10 | 4.50 | 22 | 6.86 |
| 8 | Punjab & Sind Bank | 0 | 0 | 0.00 | 0 | 0.00 | 0 | 0.00 | 0 | 0.00 |
| 9 | Allahabad Bank | 0 | 0 | 0.00 | 0 | 0.00 | 0 | 0.00 | 1 | 1.40 |
| 10 | UCO Bank | 0 | 0 | 0.00 | 0 | 0.00 | 0 | 0.00 | 0 | 0.00 |
| 11 | Indian Overseas Bank | 0 | 0 | 0.00 | 0 | 0.00 | 0 | 0.00 | 0 | 0.00 |
| 12 | State Bank of Patiala | 0 | 0 | 0.00 | 0 | 0.00 | 0 | 0.00 | 0 | 0.00 |
| 13 | Bank of India | 0 | 0 | 0.00 | 0 | 0.00 | 0 | 0.00 | 0 | 0.00 |
| 14 | Syndicate Bank | 0 | 0 | 0.00 | 0 | 0.00 | 0 | 0.00 | 7 | 11.00 |
| 15 | Vijaya Bank | 0 | 0 | 0.00 | 0 | 0.00 | 0 | 0.00 | 0 | 0.00 |
| 16 | Corporation Bank | 0 | 0 | 0.00 | 0 | 0.00 | 0 | 0.00 | 0 | 0.00 |
| 17 | Andhra bank | 0 | 0 | 0.00 | 0 | 0.00 | 0 | 0.00 | 0 | 0.00 |
| 18 | Indian Bank | 0 | 0 | 0.00 | 0 | 0.00 | 0 | 0.00 | 0 | 0.00 |
| 19 | United Bank of India | 0 | 0 | 0.00 | 0 | 0.00 | 0 | 0.00 | 0 | 0.00 |
| 20 | State Bank of B & J | 0 | 0 | 0.00 | 0 | 0.00 | 0 | 0.00 | 0 | 0.00 |
| 21 | Bank of Maharashtra | 0 | 0 | 0.00 | 0 | 0.00 | 0 | 0.00 | 0 | 0.00 |
| 22 | Dena Bank | 0 | 0 | 0.00 | 0 | 0.00 | 0 | 0.00 | 0 | 0.00 |
| 23 | IDBI Bank | 0 | 0 | 0.00 | 0 | 0.00 | 0 | 0.00 | 0 | 0.00 |
| 24 | State Bank of Hyderabad | 0 | 0 | 0.00 | 0 | 0.00 | 0 | 0.00 | 0 | 0.00 |
| B | Total Non-Lead Banks | 0 | 17 | 7.45 | 15 | 6.15 | 15 | 6.15 | 233 | 96.61 |
| C | Total N. Banks (A + B) | 0 | 33 | 49.55 | 32 | 48.25 | 32 | 48.25 | 696 | 482.20 |
| 25 | Uttarakhand G.B | 0 | 11 | 7.80 | 11 | 7.78 | 11 | 7.78 | 136 | 83.91 |
| 26 | U.P. Gramin Bank | 0 | 0 | 0.00 | 0 | 0.00 | 0 | 0.00 | 0 | 0.00 |
| D | Total R.R.B. | 0 | 11 | 7.80 | 11 | 7.78 | 11 | 7.78 | 136 | 83.91 |
| 27 | Co-operative Bank | 0 | 0 | 0.00 | 0 | 0.00 | 0 | 0.00 | 0 | 0.00 |
| E | Total Cooperative | 0 | 0 | 0.00 | 0 | 0.00 | 0 | 0.00 | 0 | 0.00 |
| F | Total (C+D+E) | 0 | 44 | 57.35 | 43 | 56.03 | 43 | 56.03 | 832 | 566.11 |
| 28 | Nainital Bank | 0 | 0 | 0.00 | 0 | 0.00 | 0 | 0.00 | 0 | 0.00 |
| 29 | Axis Bank | 0 | 0 | 0.00 | 0 | 0.00 | 0 | 0.00 | 0 | 0.00 |
| 30 | ICICI bank | 0 | 0 | 0.00 | 0 | 0.00 | 0 | 0.00 | 0 | 0.00 |
| 31 | HDFC Bank | 0 | 0 | 0.00 | 0 | 0.00 | 0 | 0.00 | 0 | 0.00 |
| 32 | The J & K Bank | 0 | 0 | 0.00 | 0 | 0.00 | 0 | 0.00 | 0 | 0.00 |
| 33 | Fedral Bank Ltd | 0 | 0 | 0.00 | 0 | 0.00 | 0 | 0.00 | 0 | 0.00 |
| 34 | IndusInd Bank | 0 | 0 | 0.00 | 0 | 0.00 | 0 | 0.00 | 0 | 0.00 |
| 35 | The Karnataka bank | 0 | 0 | 0.00 | 0 | 0.00 | 0 | 0.00 | 0 | 0.00 |
| 36 | The South Indian Bank Ltd | 0 | 0 | 0.00 | 0 | 0.00 | 0 | 0.00 | 0 | 0.00 |
| 37 | Standard Chartered Bank | 0 | 0 | 0.00 | 0 | 0.00 | 0 | 0.00 | 0 | 0.00 |
| 38 | Yes Bank | 0 | 0 | 0.00 | 0 | 0.00 | 0 | 0.00 | 0 | 0.00 |
| 39 | Kotak Mahinda | 0 | 0 | 0.00 | 0 | 0.00 | 0 | 0.00 | 0 | 0.00 |
| 40 | Bhartiya Mahila Bank | 0 | 0 | 0.00 | 0 | 0.00 | 0 | 0.00 | 0 | 0.00 |
| 41 | BANDHAN BANK | 0 | 0 | 0.00 | 0 | 0.00 | 0 | 0.00 | 0 | 0.00 |
| G | Total Private Bank | 0 | 0 | 0.00 | 0 | 0.00 | 0 | 0.00 | 0 | 0.00 |
| H | Total All Bank (F+G) | 0 | 44 | 57.35 | 43 | 56.03 | 43 | 56.03 | 832 | 566.11 |

SPECIAL COMPONENT PLAN

FROM 01.04.2016 TO 30.06.2016

(in Lacs)

| S. No. | Name of the Bank | Target | Received | | Sanctioned | | Disbursed | | Outstanding since the launch of scheme i.e 2002-02 to 30.06.2016 | |
|----------|-------------------------------|-------------|------------|---------------|--------------|---------------|------------|--------------|--|-----------------|
| | | | No. | Amt. | No. | Amt. | No. | Amt. | No. | Amt. |
| 1 | State Bank of India | 375 | 45 | 23.47 | 34 | 23.47 | 25 | 10.06 | 4185 | 6942.03 |
| 2 | Punjab National Bank | 249 | 10 | 5.70 | 7 | 5.70 | 5 | 3.20 | 2438 | 1157.34 |
| 3 | Bank of Baroda | 97 | 18 | 7.91 | 10 | 7.91 | 10 | 5.66 | 795 | 3369.94 |
| A | Total Lead Banks | 721 | 73 | 37.08 | 51 | 37.08 | 40 | 18.92 | 7418 | 11469.31 |
| 4 | Oriental Bank of Comm. | 65 | 3 | 4.00 | 3 | 4.00 | 2 | 2.93 | 196 | 114.26 |
| 5 | Union Bank of India | 69 | 0 | 0.00 | 0 | 0.00 | 0 | 0.00 | 270 | 93.40 |
| 6 | Canara Bank | 44 | 4 | 3.00 | 4 | 3.00 | 3 | 1.20 | 224 | 210.72 |
| 7 | Central Bank of India | 25 | 3 | 1.50 | 3 | 1.50 | 3 | 1.20 | 30 | 2284.03 |
| 8 | Punjab & Sind Bank | 31 | 5 | 3.10 | 5 | 3.10 | 3 | 1.30 | 34 | 25.09 |
| 9 | Allahabad Bank | 47 | 4 | 2.00 | 2 | 2.00 | 2 | 1.80 | 197 | 217.19 |
| 10 | UCO Bank | 24 | 3 | 1.30 | 3 | 1.30 | 1 | 0.20 | 373 | 286.84 |
| 11 | Indian Overseas Bank | 37 | 2 | 0.50 | 1 | 0.50 | 1 | 0.40 | 274 | 401.67 |
| 12 | State Bank of Patiala | 17 | 1 | 0.50 | 0.5 | 0.50 | 1 | 0.40 | 0 | 0.00 |
| 13 | Bank of India | 31 | 0 | 0.00 | 0 | 0.00 | 0 | 0.00 | 884 | 360.87 |
| 14 | Syndicate Bank | 15 | 3 | 3.00 | 3 | 3.00 | 3 | 2.55 | 162 | 239.72 |
| 15 | Vijaya Bank | 3 | 0 | 0.00 | 0 | 0.00 | 0 | 0.00 | 76 | 152.00 |
| 16 | Corporation Bank | 8 | 6 | 2.50 | 6 | 2.50 | 2 | 0.60 | 0 | 0.00 |
| 17 | Andhra bank | 2 | 0 | 0.00 | 0 | 0.00 | 0 | 0.00 | 2 | 3.80 |
| 18 | Indian Bank | 9 | 0 | 0.00 | 0 | 0.00 | 0 | 0.00 | 697 | 1244.42 |
| 19 | United Bank of India | 1 | 0 | 0.00 | 0 | 0.00 | 0 | 0.00 | 0 | 0.00 |
| 20 | State Bank of B & J | 0 | 0 | 0.00 | 0 | 0.00 | 0 | 0.00 | 41 | 245.80 |
| 21 | Bank of Maharashtra | 0 | 1 | 1.00 | 1 | 1.00 | 1 | 0.65 | 0 | 0.00 |
| 22 | Dena Bank | 1 | 0 | 0.00 | 0 | 0.00 | 0 | 0.00 | 415 | 1414.50 |
| 23 | IDBI Bank | 17 | 1 | 0.50 | 1 | 0.50 | 1 | 0.40 | 88 | 188.82 |
| 24 | State Bank of Hyderabad | 0 | 0 | 0.00 | 0 | 0.00 | 0 | 0.00 | 0 | 0.00 |
| B | Total Non-Lead Banks | 446 | 36 | 22.90 | 32.5 | 22.90 | 23 | 13.63 | 3963 | 7483.13 |
| C | Total N. Banks (A + B) | 1167 | 109 | 59.98 | 83.5 | 59.98 | 63 | 32.55 | 11381 | 18952.44 |
| 25 | Uttarakhand G.B | 226 | 35 | 12.55 | 14 | 12.55 | 11 | 5.40 | 702 | 124.05 |
| 26 | U.P. Gramin Bank | 0 | 0 | 0.00 | 0 | 0.00 | 0 | 0.00 | 0 | 0.00 |
| D | Total R.R.B. | 226 | 35 | 12.55 | 14 | 12.55 | 11 | 5.40 | 702 | 124.05 |
| 27 | Co-operative Bank | 470 | 89 | 29.11 | 68 | 29.11 | 54 | 17.76 | 0 | 16.20 |
| E | Total Cooperative | 470 | 89 | 29.11 | 68 | 29.11 | 54 | 17.76 | 0 | 16.20 |
| F | Total (C+D+E) | 1863 | 233 | 101.64 | 165.5 | 101.64 | 128 | 55.71 | 12083 | 19092.69 |
| 28 | Nainital Bank | 50 | 2 | 0.50 | 1 | 0.50 | 1 | 0.40 | 30 | 11.49 |
| 29 | Axis Bank | 0 | 0 | 0.00 | 0 | 0.00 | 0 | 0.00 | 0 | 0.00 |
| 30 | ICICI bank | 0 | 0 | 0.00 | 0 | 0.00 | 0 | 0.00 | 0 | 0.00 |
| 31 | HDFC Bank | 0 | 0 | 0.00 | 0 | 0.00 | 0 | 0.00 | 0 | 0.00 |
| 32 | The J & K Bank | 0 | 0 | 0.00 | 0 | 0.00 | 0 | 0.00 | 4 | 14.48 |
| 33 | Fedral Bank Ltd | 0 | 0 | 0.00 | 0 | 0.00 | 0 | 0.00 | 0 | 0.00 |
| 34 | IndusInd Bank | 0 | 0 | 0.00 | 0 | 0.00 | 0 | 0.00 | 0 | 0.00 |
| 35 | The Karnataka bank | 0 | 0 | 0.00 | 0 | 0.00 | 0 | 0.00 | 1 | 2.99 |
| 36 | The South Indian Bank Ltd | 0 | 0 | 0.00 | 0 | 0.00 | 0 | 0.00 | 0 | 0.00 |
| 37 | Standard Chartered Bank | 0 | 0 | 0.00 | 0 | 0.00 | 0 | 0.00 | 0 | 0.00 |
| 38 | Yes Bank | 0 | 0 | 0.00 | 0 | 0.00 | 0 | 0.00 | 0 | 0.00 |
| 39 | Kotak Mahinda | 0 | 0 | 0.00 | 0 | 0.00 | 0 | 0.00 | 110 | 1770.05 |
| 40 | Bhartiya Mahila Bank | 0 | 0 | 0.00 | 0 | 0.00 | 0 | 0.00 | 0 | 0.00 |
| 41 | BANDHAN BANK | 0 | 0 | 0.00 | 0 | 0.00 | 0 | 0.00 | 0 | 0.00 |
| G | Total Private Bank | 50 | 2 | 0.50 | 1 | 0.50 | 1 | 0.40 | 145 | 1799.01 |
| H | Total All Bank (F+G) | 1913 | 235 | 102.14 | 166.5 | 102.14 | 129 | 56.11 | 12228 | 20891.70 |

SCHEDULE CASTE

FROM 01.04.2016 TO 30.06.2016

(in Lacs)

| S. No. | Name of the Bank | Target | Received | | Sanctioned | | Disbursed | | Outstanding since the launch of scheme i.e 2002-02 to 30.06.2016 | |
|----------|-------------------------------|-------------|------------|------------|--------------|------------|--------------|-------------|--|------|
| | | | No. | Amt. | No. | Amt. | No. | Amt. | No. | Amt. |
| 1 | State Bank of India | 309 | 44 | 33 | 23.22 | 24 | 9.91 | 2347 | 4206.44 | |
| 2 | Punjab National Bank | 204 | 10 | 7 | 5.70 | 5 | 3.20 | 1891 | 780.12 | |
| 3 | Bank of Baroda | 76 | 18 | 10 | 7.91 | 10 | 5.66 | 232 | 314.53 | |
| A | Total Lead Banks | 589 | 72 | 50 | 36.83 | 39 | 18.77 | 4470 | 5301.09 | |
| 4 | Oriental Bank of Comm. | 47 | 3 | 3 | 4.00 | 2 | 2.93 | 76 | 35.91 | |
| 5 | Union Bank of India | 57 | 0 | 0 | 0.00 | 0 | 0.00 | 222 | 66.04 | |
| 6 | Canara Bank | 39 | 4 | 4 | 3.00 | 3 | 1.20 | 96 | 74.87 | |
| 7 | Central Bank of India | 21 | 3 | 3 | 1.50 | 3 | 1.20 | 30 | 488.45 | |
| 8 | Punjab & Sind Bank | 25 | 4 | 4 | 2.10 | 3 | 1.30 | 30 | 20.99 | |
| 9 | Allahabad Bank | 39 | 2 | 2 | 2.00 | 2 | 1.80 | 78 | 77.18 | |
| 10 | UCO Bank | 20 | 3 | 3 | 1.30 | 1 | 0.20 | 118 | 106.60 | |
| 11 | Indian Overseas Bank | 36 | 2 | 1 | 0.50 | 1 | 0.40 | 77 | 126.30 | |
| 12 | State Bank of Patiala | 10 | 1 | 1 | 0.50 | 1 | 0.40 | 0 | 0.00 | |
| 13 | Bank of India | 31 | 0 | 0 | 0.00 | 0 | 0.00 | 800 | 275.00 | |
| 14 | Syndicate Bank | 11 | 3 | 3 | 3.00 | 3 | 2.55 | 56 | 58.61 | |
| 15 | Vijaya Bank | 3 | 0 | 0 | 0.00 | 0 | 0.00 | 76 | 152.00 | |
| 16 | Corporation Bank | 8 | 6 | 6 | 2.50 | 2 | 0.60 | 0 | 0.00 | |
| 17 | Andhra bank | 2 | 0 | 0 | 0.00 | 0 | 0.00 | 1 | 1.90 | |
| 18 | Indian Bank | 5 | 0 | 0 | 0.00 | 0 | 0.00 | 384 | 586.85 | |
| 19 | United Bank of India | 1 | 0 | 0 | 0.00 | 0 | 0.00 | 0 | 0.00 | |
| 20 | State Bank of B & J | 0 | 0 | 0 | 0.00 | 0 | 0.00 | 0 | 0.00 | |
| 21 | Bank of Maharashtra | 0 | 1 | 1 | 1.00 | 1 | 0.65 | 0 | 0.00 | |
| 22 | Dena Bank | 1 | 0 | 0 | 0.00 | 0 | 0.00 | 94 | 160.50 | |
| 23 | IDBI Bank | 17 | 1 | 1 | 0.50 | 1 | 0.40 | 18 | 13.52 | |
| 24 | State Bank of Hyderabad | 0 | 0 | 0 | 0.00 | 0 | 0.00 | 0 | 0.00 | |
| B | Total Non-Lead Banks | 373 | 33 | 32 | 21.90 | 23 | 13.63 | 2156 | 2244.72 | |
| C | Total N. Banks (A + B) | 962 | 105 | 82 | 58.73 | 62 | 32.40 | 6626 | 7545.81 | |
| 25 | Uttarakhand G.B | 213 | 28 | 14 | 12.55 | 11 | 5.40 | 328 | 54.57 | |
| 26 | U.P. Gramin Bank | 0 | 0 | 0 | 0.00 | 0 | 0.00 | 0 | 0.00 | |
| D | Total R.R.B. | 213 | 28 | 14 | 12.55 | 11 | 5.40 | 328 | 54.57 | |
| 27 | Co-operative Bank | 373 | 85 | 64 | 28.11 | 50 | 17.16 | 0 | 0.00 | |
| E | Total Cooperative | 373 | 85 | 64 | 28.11 | 50 | 17.16 | 0 | 0.00 | |
| F | Total (C+D+E) | 1548 | 218 | 160 | 99.39 | 123 | 54.96 | 6954 | 7600.38 | |
| 28 | Nainital Bank | 40 | 2 | 1 | 0.50 | 1 | 0.40 | 30 | 11.49 | |
| 29 | Axis Bank | 0 | | | 0.00 | 0 | 0.00 | 0 | 0.00 | |
| 30 | ICICI bank | 0 | 0 | 0 | 0.00 | 0 | 0.00 | 0 | 0.00 | |
| 31 | HDFC Bank | 0 | 0 | 0 | 0.00 | 0 | 0.00 | 0 | 0.00 | |
| 32 | The J & K Bank | 0 | 0 | 0 | 0.00 | 0 | 0.00 | 0 | 0.00 | |
| 33 | Fedral Bank Ltd | 0 | 0 | 0 | 0.00 | 0 | 0.00 | 0 | 0.00 | |
| 34 | IndusInd Bank | 0 | 0 | 0 | 0.00 | 0 | 0.00 | 0 | 0.00 | |
| 35 | The Karnataka bank | 0 | 0 | 0 | 0.00 | 0 | 0.00 | 0 | 0.00 | |
| 36 | The South Indian Bank Ltd | 0 | 0 | 0 | 0.00 | 0 | 0.00 | 0 | 0.00 | |
| 37 | Standard Chartered Bank | 0 | 0 | 0 | 0.00 | 0 | 0.00 | 0 | 0.00 | |
| 38 | Yes Bank | 0 | 0 | 0 | 0.00 | 0 | 0.00 | 0 | 0.00 | |
| 39 | Kotak Mahinda | 0 | 0 | 0 | 0.00 | 0 | 0.00 | 0 | 0.00 | |
| 40 | Bhartiya Mahila Bank | 0 | 0 | 0 | 0.00 | 0 | 0.00 | 0 | 0.00 | |
| 41 | BANDHAN BANK | 0 | 0 | 0 | 0.00 | 0 | 0.00 | 0 | 0.00 | |
| G | Total Private Bank | 40 | 2 | 1 | 0.50 | 1 | 0.40 | 30 | 11.49 | |
| H | Total All Bank (F+G) | 1588 | 220 | 161 | 99.89 | 124 | 55.36 | 6984 | 7611.87 | |

SCHEDULE TRIBE

FROM 01.04.2016 TO 30.06.2016

(in Lacs)

| S. No. | Name of the Bank | Target | Receieved | Sanctioned | | Disbursed | | Outstanding since the launch of scheme i.e 2002-02 to 30.06.2016 | |
|----------|-------------------------------|------------|-----------|------------|-------------|-----------|-------------|--|----------------|
| | | | No. | No. | Amt. | No. | Amt. | No. | Amt. |
| 1 | State Bank of India | 12 | 1 | 1 | 0.25 | 1 | 0.15 | 1378 | 1166.72 |
| 2 | Punjab National Bank | 11 | 0 | 0 | 0.00 | 0 | 0.00 | 469 | 232.19 |
| 3 | Bank of Baroda | 6 | 0 | 0 | 0.00 | 0 | 0.00 | 106 | 115.38 |
| A | Total Lead Banks | 29 | 1 | 1 | 0.25 | 1 | 0.15 | 1953 | 1514.29 |
| 4 | Oriental Bank of Comm. | 0 | 0 | 0 | 0.00 | 0 | 0.00 | 22 | 5.76 |
| 5 | Union Bank of India | 0 | 0 | 0 | 0.00 | 0 | 0.00 | 11 | 3.47 |
| 6 | Canara Bank | 0 | 0 | 0 | 0.00 | 0 | 0.00 | 23 | 18.70 |
| 7 | Central Bank of India | 0 | 0 | 0 | 0.00 | 0 | 0.00 | 0 | 18.19 |
| 8 | Punjab & Sind Bank | 2 | 1 | 1 | 1.00 | 0 | 0.00 | 0 | 0.00 |
| 9 | Allahabad Bank | 4 | 2 | 0 | 0.00 | 0 | 0.00 | 57 | 33.24 |
| 10 | UCO Bank | 0 | 0 | 0 | 0.00 | 0 | 0.00 | 247 | 148.14 |
| 11 | Indian Overseas Bank | 1 | 0 | 0 | 0.00 | 0 | 0.00 | 58 | 93.15 |
| 12 | State Bank of Patiala | 0 | 0 | 0 | 0.00 | 0 | 0.00 | 0 | 0.00 |
| 13 | Bank of India | 0 | 0 | 0 | 0.00 | 0 | 0.00 | 16 | 9.70 |
| 14 | Syndicate Bank | 0 | 0 | 0 | 0.00 | 0 | 0.00 | 45 | 30.48 |
| 15 | Vijaya Bank | 0 | 0 | 0 | 0.00 | 0 | 0.00 | 0 | 0.00 |
| 16 | Corporation Bank | 0 | 0 | 0 | 0.00 | 0 | 0.00 | 0 | 0.00 |
| 17 | Andhra bank | 0 | 0 | 0 | 0.00 | 0 | 0.00 | 0 | 0.00 |
| 18 | Indian Bank | 0 | 0 | 0 | 0.00 | 0 | 0.00 | 46 | 81.52 |
| 19 | United Bank of India | 0 | 0 | 0 | 0.00 | 0 | 0.00 | 0 | 0.00 |
| 20 | State Bank of B & J | 0 | 0 | 0 | 0.00 | 0 | 0.00 | 0 | 0.00 |
| 21 | Bank of Maharashtra | 0 | 0 | 0 | 0.00 | 0 | 0.00 | 0 | 0.00 |
| 22 | Dena Bank | 0 | 0 | 0 | 0.00 | 0 | 0.00 | 138 | 411.00 |
| 23 | IDBI Bank | 0 | 0 | 0 | 0.00 | 0 | 0.00 | 40 | 67.08 |
| 24 | State Bank of Hyderabad | 0 | 0 | 0 | 0.00 | 0 | 0.00 | 0 | 0.00 |
| B | Total Non-Lead Banks | 7 | 3 | 1 | 1.00 | 0 | 0.00 | 703 | 920.43 |
| C | Total N. Banks (A + B) | 36 | 4 | 2 | 1.25 | 1 | 0.15 | 2656 | 2434.72 |
| 25 | Uttarakhand G.B | 9 | 7 | 0 | 0.00 | 0 | 0.00 | 363 | 65.14 |
| 26 | U.P. Gramin Bank | 0 | 0 | 0 | 0.00 | 0 | 0.00 | 0 | 0.00 |
| D | Total R.R.B. | 9 | 7 | 0 | 0.00 | 0 | 0.00 | 363 | 65.14 |
| 27 | Co-operative Bank | 55 | 4 | 4 | 1.00 | 4 | 0.60 | 0 | 0.00 |
| E | Total Cooperative | 55 | 4 | 4 | 1.00 | 4 | 0.60 | 0 | 0.00 |
| F | Total (C+D+E) | 100 | 15 | 6 | 2.25 | 5 | 0.75 | 3019 | 2499.86 |
| 28 | Nainital Bank | 0 | 0 | 0 | 0.00 | 0 | 0.00 | 0 | 0.00 |
| 29 | Axis Bank | 0 | 0 | 0 | 0.00 | 0 | 0.00 | 0 | 0.00 |
| 30 | ICICI bank | 0 | 0 | 0 | 0.00 | 0 | 0.00 | 0 | 0.00 |
| 31 | HDFC Bank | 0 | 0 | 0 | 0.00 | 0 | 0.00 | 0 | 0.00 |
| 32 | The J & K Bank | 0 | 0 | 0 | 0.00 | 0 | 0.00 | 0 | 0.00 |
| 33 | Fedral Bank Ltd | 0 | 0 | 0 | 0.00 | 0 | 0.00 | 0 | 0.00 |
| 34 | IndusInd Bank | 0 | 0 | 0 | 0.00 | 0 | 0.00 | 0 | 0.00 |
| 35 | The Karnataka bank | 0 | 0 | 0 | 0.00 | 0 | 0.00 | 0 | 0.00 |
| 36 | The South Indian Bank Ltd | 0 | 0 | 0 | 0.00 | 0 | 0.00 | 0 | 0.00 |
| 37 | Standard Chartered Bank | 0 | 0 | 0 | 0.00 | 0 | 0.00 | 0 | 0.00 |
| 38 | Yes Bank | 0 | 0 | 0 | 0.00 | 0 | 0.00 | 0 | 0.00 |
| 39 | Kotak Mahinda | 0 | 0 | 0 | 0.00 | 0 | 0.00 | 0 | 0.00 |
| 40 | Bhartiya Mahila Bank | 0 | 0 | 0 | 0.00 | 0 | 0.00 | 0 | 0.00 |
| 41 | BANDHAN BANK | 0 | 0 | 0 | 0.00 | 0 | 0.00 | 0 | 0.00 |
| G | Total Private Bank | 0 | 0 | 0 | 0.00 | 0 | 0.00 | 0 | 0.00 |
| H | Total All Bank (F+G) | 100 | 15 | 6 | 2.25 | 5 | 0.75 | 3019 | 2499.86 |

MINORITY

FROM 01.04.2016 TO 30.06.2016

(in Lacs)

| S. No. | Name of the Bank | Target | Received | Sanctioned | | Disbursed | | Outstanding since the launch of scheme i.e 2002-02 to 30.06.2016 | |
|----------|-------------------------------|------------|----------|------------|-------------|-----------|-------------|--|-----------------|
| | | | No. | No. | Amt. | No. | Amt. | No. | Amt. |
| 1 | State Bank of India | 54 | 0 | 0 | 0.00 | 0 | 0.00 | 460 | 1568.87 |
| 2 | Punjab National Bank | 34 | 0 | 0 | 0.00 | 0 | 0.00 | 78 | 145.03 |
| 3 | Bank of Baroda | 15 | 0 | 0 | 0.00 | 0 | 0.00 | 457 | 2940.03 |
| A | Total Lead Banks | 103 | 0 | 0 | 0.00 | 0 | 0.00 | 995 | 4653.93 |
| 4 | Oriental Bank of Comm. | 18 | 0 | 0 | 0.00 | 0 | 0.00 | 98 | 72.59 |
| 5 | Union Bank of India | 12 | 0 | 0 | 0.00 | 0 | 0.00 | 37 | 23.89 |
| 6 | Canara Bank | 5 | 0 | 0 | 0.00 | 0 | 0.00 | 105 | 117.15 |
| 7 | Central Bank of India | 4 | 0 | 0 | 0.00 | 0 | 0.00 | 0 | 1777.39 |
| 8 | Punjab & Sind Bank | 4 | 0 | 0 | 0.00 | 0 | 0.00 | 4 | 4.10 |
| 9 | Allahabad Bank | 4 | 0 | 0 | 0.00 | 0 | 0.00 | 62 | 106.77 |
| 10 | UCO Bank | 4 | 0 | 0 | 0.00 | 0 | 0.00 | 8 | 32.10 |
| 11 | Indian Overseas Bank | 0 | 0 | 0 | 0.00 | 0 | 0.00 | 139 | 182.22 |
| 12 | State Bank of Patiala | 7 | 0 | 0 | 0.00 | 0 | 0.00 | 0 | 0.00 |
| 13 | Bank of India | 0 | 0 | 0 | 0.00 | 0 | 0.00 | 68 | 76.17 |
| 14 | Syndicate Bank | 4 | 0 | 0 | 0.00 | 0 | 0.00 | 61 | 150.63 |
| 15 | Vijaya Bank | 0 | 0 | 0 | 0.00 | 0 | 0.00 | 0 | 0.00 |
| 16 | Corporation Bank | 0 | 0 | 0 | 0.00 | 0 | 0.00 | 0 | 0.00 |
| 17 | Andhra bank | 0 | 0 | 0 | 0.00 | 0 | 0.00 | 1 | 1.90 |
| 18 | Indian Bank | 4 | 0 | 0 | 0.00 | 0 | 0.00 | 267 | 576.05 |
| 19 | United Bank of India | 0 | 0 | 0 | 0.00 | 0 | 0.00 | 0 | 0.00 |
| 20 | State Bank of B & J | 0 | 0 | 0 | 0.00 | 0 | 0.00 | 41 | 245.80 |
| 21 | Bank of Maharashtra | 0 | 0 | 0 | 0.00 | 0 | 0.00 | 0 | 0.00 |
| 22 | Dena Bank | 0 | 0 | 0 | 0.00 | 0 | 0.00 | 183 | 843.00 |
| 23 | IDBI Bank | 0 | 0 | 0 | 0.00 | 0 | 0.00 | 30 | 108.22 |
| 24 | State Bank of Hyderabad | 0 | 0 | 0 | 0.00 | 0 | 0.00 | 0 | 0.00 |
| B | Total Non-Lead Banks | 66 | 0 | 0 | 0.00 | 0 | 0.00 | 1104 | 4317.98 |
| C | Total N. Banks (A + B) | 169 | 0 | 0 | 0.00 | 0 | 0.00 | 2099 | 8971.91 |
| 25 | Uttarakhand G.B | 4 | 0 | 0 | 0.00 | 0 | 0.00 | 11 | 4.34 |
| 26 | U.P. Gramin Bank | 0 | 0 | 0 | 0.00 | 0 | 0.00 | 0 | 0.00 |
| D | Total R.R.B. | 4 | 0 | 0 | 0.00 | 0 | 0.00 | 11 | 4.34 |
| 27 | Co-operative Bank | 42 | 0 | 0 | 0.00 | 0 | 0.00 | 0 | 16.20 |
| E | Total Cooperative | 42 | 0 | 0 | 0.00 | 0 | 0.00 | 0 | 16.20 |
| F | Total (C+D+E) | 215 | 0 | 0 | 0.00 | 0 | 0.00 | 2110 | 8992.45 |
| 28 | Nainital Bank | 10 | 0 | 0 | 0.00 | 0 | 0.00 | 0 | 0.00 |
| 29 | Axis Bank | 0 | 0 | 0 | 0.00 | 0 | 0.00 | 0 | 0.00 |
| 30 | ICICI bank | 0 | 0 | 0 | 0.00 | 0 | 0.00 | 0 | 0.00 |
| 31 | HDFC Bank | 0 | 0 | 0 | 0.00 | 0 | 0.00 | 0 | 0.00 |
| 32 | The J & K Bank | 0 | 0 | 0 | 0.00 | 0 | 0.00 | 4 | 14.48 |
| 33 | Fedral Bank Ltd | 0 | 0 | 0 | 0.00 | 0 | 0.00 | 0 | 0.00 |
| 34 | IndusInd Bank | 0 | 0 | 0 | 0.00 | 0 | 0.00 | 0 | 0.00 |
| 35 | The Karnataka bank | 0 | 0 | 0 | 0.00 | 0 | 0.00 | 1 | 2.99 |
| 36 | The South Indian Bank Ltd | 0 | 0 | 0 | 0.00 | 0 | 0.00 | 0 | 0.00 |
| 37 | Standard Chartered Bank | 0 | 0 | 0 | 0.00 | 0 | 0.00 | 0 | 0.00 |
| 38 | Yes Bank | 0 | 0 | 0 | 0.00 | 0 | 0.00 | 0 | 0.00 |
| 39 | Kotak Mahinda | 0 | 0 | 0 | 0.00 | 0 | 0.00 | 110 | 1770.05 |
| 40 | Bhartiya Mahila Bank | 0 | 0 | 0 | 0.00 | 0 | 0.00 | 0 | 0.00 |
| 41 | BANDHAN BANK | 0 | 0 | 0 | 0.00 | 0 | 0.00 | 0 | 0.00 |
| G | Total Private Bank | 10 | 0 | 0 | 0.00 | 0 | 0.00 | 115 | 1787.52 |
| H | Total All Bank (F+G) | 225 | 0 | 0 | 0.00 | 0 | 0.00 | 2225 | 10779.97 |

SPECIAL COMPONENT PLAN
ACTIVITYWISE CUMULATIVE POSTION UPTO 30TH JUNE 2016

(in Lacs)

| S. No. | Name of the Bank | Trade Shop | | Agriculture | | Industries | | Rural Artisans | | Others | | Total | |
|----------|-------------------------------|-------------|----------------|-------------|---------------|------------|---------------|----------------|---------------|-------------|----------------|-------------|----------------|
| | | No. | Amt. | No. | Amt. | No. | Amt. | No. | Amt. | No. | Amt. | No. | Amt. |
| 1 | State Bank of India | 390 | 543.70 | 408 | 327.93 | 112 | 199.77 | 448 | 322.92 | 205 | 143.30 | 1563 | 1537.62 |
| 2 | Punjab National Bank | 252 | 98.65 | 48 | 31.75 | 0 | 0.00 | 53 | 30.21 | 116 | 47.58 | 469 | 208.19 |
| 3 | Bank of Baroda | 219 | 325.22 | 121 | 165.36 | 81 | 150.36 | 47 | 74.12 | 1174 | 267.28 | 1642 | 982.34 |
| A | Total Lead Banks | 861 | 967.57 | 577 | 525.04 | 193 | 350.13 | 548 | 427.25 | 1495 | 458.16 | 3674 | 2728.15 |
| 4 | Oriental Bank of Comm. | 0 | 0.00 | 55 | 36.59 | 10 | 9.29 | 1 | 1.30 | 122 | 64.48 | 188 | 111.66 |
| 5 | Union Bank of India | 83 | 57.81 | 70 | 55.52 | 0 | 0.00 | 22 | 16.61 | 65 | 41.28 | 240 | 171.22 |
| 6 | Canara Bank | 0 | 0.00 | 0 | 0.00 | 0 | 0.00 | 0 | 0.00 | 0 | 0.00 | 0 | 0.00 |
| 7 | Central Bank of India | 0 | 0.00 | 0 | 0.00 | 0 | 0.00 | 0 | 0.00 | 0 | 0.00 | 0 | 0.00 |
| 8 | Punjab & Sind Bank | 0 | 0.00 | 0 | 0.00 | 0 | 0.00 | 0 | 0.00 | 18 | 20.73 | 18 | 20.73 |
| 9 | Allahabad Bank | 20 | 16.45 | 16 | 12.37 | 9 | 10.20 | 0 | 0.00 | 143 | 112.56 | 188 | 151.58 |
| 10 | UCO Bank | 0 | 0.00 | 3 | 4.35 | 0 | 0.00 | 0 | 0.00 | 2 | 3.10 | 5 | 7.45 |
| 11 | Indian Overseas Bank | 13 | 18.12 | 5 | 37.00 | 14 | 23.00 | 0 | 0.00 | 17 | 22.13 | 49 | 100.25 |
| 12 | State Bank of Patiala | 0 | 0.00 | 0 | 0.00 | 0 | 0.00 | 0 | 0.00 | 0 | 0.00 | 0 | 0.00 |
| 13 | Bank of India | 198 | 171.09 | 123 | 56.25 | 0 | 0.00 | 341 | 26.50 | 271 | 115.01 | 933 | 368.85 |
| 14 | Syndicate Bank | 0 | 0.00 | 0 | 0.00 | 0 | 0.00 | 0 | 0.00 | 1 | 9.37 | 1 | 9.37 |
| 15 | Vijaya Bank | 0 | 0.00 | 0 | 0.00 | 0 | 0.00 | 0 | 0.00 | 0 | 0.00 | 0 | 0.00 |
| 16 | Corporation Bank | 0 | 0.00 | 0 | 0.00 | 0 | 0.00 | 0 | 0.00 | 0 | 0.00 | 0 | 0.00 |
| 17 | Andhra bank | 0 | 0.00 | 0 | 0.00 | 0 | 0.00 | 0 | 0.00 | 0 | 0.00 | 0 | 0.00 |
| 18 | Indian Bank | 0 | 0.00 | 0 | 0.00 | 2 | 1.00 | 2 | 1.00 | 1 | 0.50 | 5 | 2.50 |
| 19 | United Bank of India | 0 | 0.00 | 0 | 0.00 | 0 | 0.00 | 0 | 0.00 | 0 | 0.00 | 0 | 0.00 |
| 20 | State Bank of B & J | 0 | 0.00 | 0 | 0.00 | 0 | 0.00 | 0 | 0.00 | 0 | 0.00 | 0 | 0.00 |
| 21 | Bank of Maharashtra | 2 | 3.80 | 0 | 0.00 | 0 | 0.00 | 0 | 0.00 | 0 | 0.00 | 2 | 3.80 |
| 22 | Dena Bank | 0 | 0.00 | 0 | 0.00 | 0 | 0.00 | 0 | 0.00 | 0 | 0.00 | 0 | 0.00 |
| 23 | IDBI Bank | 0 | 0.00 | 0 | 0.00 | 0 | 0.00 | 0 | 0.00 | 0 | 0.00 | 0 | 0.00 |
| 24 | State Bank of Hyderabad | 0 | 0.00 | 0 | 0.00 | 0 | 0.00 | 0 | 0.00 | 0 | 0.00 | 0 | 0.00 |
| B | Total Non-Lead Banks | 316 | 267.27 | 272 | 202.08 | 35 | 43.49 | 366 | 45.41 | 640 | 389.16 | 1629 | 947.41 |
| C | Total N. Banks (A + B) | 1177 | 1234.84 | 849 | 727.12 | 228 | 393.62 | 914 | 472.66 | 2135 | 847.32 | 5303 | 3675.56 |
| 25 | Uttarakhand G.B | 22 | 12.33 | 121 | 58.25 | 9 | 7.48 | 86 | 54.01 | 124 | 66.61 | 362 | 198.68 |
| 26 | U.P. Gramin Bank | 0 | 0.00 | 0 | 0.00 | 0 | 0.00 | 0 | 0.00 | 0 | 0.00 | 0 | 0.00 |
| D | Total R.R.B. | 22 | 12.33 | 121 | 58.25 | 9 | 7.48 | 86 | 54.01 | 124 | 66.61 | 362 | 198.68 |
| 27 | Co-operative Bank | 132 | 79.00 | 488 | 142.63 | 87 | 43.35 | 157 | 43.82 | 373 | 94.58 | 1237 | 403.38 |
| E | Total Cooperative | 132 | 79.00 | 488 | 142.63 | 87 | 43.35 | 157 | 43.82 | 373 | 94.58 | 1237 | 403.38 |
| F | Total (C+D+E) | 1331 | 1326.17 | 1458 | 928.00 | 324 | 444.45 | 1157 | 570.49 | 2632 | 1008.51 | 6902 | 4277.62 |
| 28 | Nainital Bank | 10 | 4.17 | 18 | 3.77 | 0 | 0.00 | 2 | 0.27 | 7 | 2.90 | 37 | 11.11 |
| 29 | Axis Bank | 0 | 0.00 | 0 | 0.00 | 0 | 0.00 | 0 | 0.00 | 0 | 0.00 | 0 | 0.00 |
| 30 | ICICI bank | 0 | 0.00 | 0 | 0.00 | 0 | 0.00 | 0 | 0.00 | 0 | 0.00 | 0 | 0.00 |
| 31 | HDFC Bank | 0 | 0.00 | 0 | 0.00 | 0 | 0.00 | 0 | 0.00 | 0 | 0.00 | 0 | 0.00 |
| 32 | The J & K Bank | 0 | 0.00 | 0 | 0.00 | 0 | 0.00 | 0 | 0.00 | 0 | 0.00 | 0 | 0.00 |
| 33 | Fedral Bank Ltd | 0 | 0.00 | 0 | 0.00 | 0 | 0.00 | 0 | 0.00 | 0 | 0.00 | 0 | 0.00 |
| 34 | IndusInd Bank | 0 | 0.00 | 0 | 0.00 | 0 | 0.00 | 0 | 0.00 | 0 | 0.00 | 0 | 0.00 |
| 35 | The Karnataka bank | 0 | 0.00 | 0 | 0.00 | 0 | 0.00 | 0 | 0.00 | 0 | 0.00 | 0 | 0.00 |
| 36 | The South Indian Bank Ltd | 0 | 0.00 | 0 | 0.00 | 0 | 0.00 | 0 | 0.00 | 0 | 0.00 | 0 | 0.00 |
| 37 | Standard Chartered Bank | 0 | 0.00 | 0 | 0.00 | 0 | 0.00 | 0 | 0.00 | 0 | 0.00 | 0 | 0.00 |
| 38 | Yes Bank | 0 | 0.00 | 0 | 0.00 | 0 | 0.00 | 0 | 0.00 | 0 | 0.00 | 0 | 0.00 |
| 39 | Kotak Mahinda | 0 | 0.00 | 0 | 0.00 | 0 | 0.00 | 0 | 0.00 | 0 | 0.00 | 0 | 0.00 |
| 40 | Bhartiya Mahila Bank | 0 | 0.00 | 0 | 0.00 | 0 | 0.00 | 0 | 0.00 | 0 | 0.00 | 0 | 0.00 |
| 41 | BANDHAN BANK | 0 | 0.00 | 0 | 0.00 | 0 | 0.00 | 0 | 0.00 | 0 | 0.00 | 0 | 0.00 |
| G | Total Private Bank | 10 | 4.17 | 18 | 3.77 | 0 | 0.00 | 2 | 0.27 | 7 | 2.90 | 37 | 11.11 |
| H | Total All Bank (F+G) | 1341 | 1330.34 | 1476 | 931.77 | 324 | 444.45 | 1159 | 570.76 | 2639 | 1011.41 | 6939 | 4288.73 |

NATIONAL URBAN LIVELIHOOD MISSION (NULM) INDIVIDUALS

FROM 01.04.2016 TO 30.06.2016

| S. No. | Name of the Bank | No. of Branches | Yearly Target | | Received | Sanctioned | | Loan Sanctioned to SC/ST beneficiaries | |
|----------|-------------------------------|-----------------|---------------|----------------|------------|------------|---------------|--|--------------|
| | | | No. | Amt. | | No. | Amt. | No. | Amt. |
| 1 | State Bank of India | 399 | 187 | 371.58 | 64 | 15 | 28.80 | 3 | 6.80 |
| 2 | Punjab National Bank | 244 | 118 | 237.06 | 73 | 15 | 39.65 | 9 | 11.65 |
| 3 | Bank of Baroda | 120 | 55 | 109.13 | 45 | 8 | 9.00 | 0 | 0.00 |
| A | Total Lead Banks | 763 | 360 | 717.77 | 182 | 38 | 77.45 | 12 | 18.45 |
| 4 | Oriental Bank of Comm. | 78 | 36 | 71.50 | 39 | 6 | 10.00 | 0 | 0.00 |
| 5 | Union Bank of India | 83 | 39 | 78.08 | 17 | 6 | 0.00 | 0 | 0.00 |
| 6 | Canara Bank | 81 | 36 | 73.38 | 37 | 6 | 0.00 | 0 | 0.00 |
| 7 | Central Bank of India | 41 | 18 | 36.69 | 26 | 8 | 27.00 | 4 | 6.00 |
| 8 | Punjab & Sind Bank | 44 | 21 | 41.39 | 0 | 0 | 2.90 | 0 | 0.00 |
| 9 | Allahabad Bank | 41 | 18 | 36.69 | 14 | 0 | 4.90 | 1 | 1.00 |
| 10 | UCO Bank | 55 | 25 | 50.80 | 27 | 13 | 8.90 | 0 | 0.00 |
| 11 | Indian Overseas Bank | 47 | 22 | 43.27 | 16 | 0 | 39.20 | 5 | 7.50 |
| 12 | State Bank of Patiala | 24 | 11 | 22.58 | 12 | 1 | 2.00 | 0 | 0.00 |
| 13 | Bank of India | 33 | 16 | 31.04 | 9 | 1 | 52.81 | 0 | 0.00 |
| 14 | Syndicate Bank | 46 | 16 | 32.93 | 19 | 5 | 0.00 | 0 | 0.00 |
| 15 | Vijaya Bank | 11 | 3 | 6.59 | 4 | 0 | 4.50 | 2 | 3.00 |
| 16 | Corporation Bank | 27 | 13 | 25.40 | 7 | 2 | 1.80 | 0 | 0.00 |
| 17 | Andhra bank | 15 | 6 | 11.29 | 8 | 2 | 0.00 | 0 | 0.00 |
| 18 | Indian Bank | 12 | 5 | 10.35 | 12 | 0 | 3.00 | 1 | 0.50 |
| 19 | United Bank of India | 8 | 4 | 7.53 | 9 | 3 | 0.00 | 3 | 1.14 |
| 20 | State Bank of B & J | 3 | 1 | 1.88 | 1 | 0 | 0.00 | 0 | 0.00 |
| 21 | Bank of Maharashtra | 5 | 2 | 4.70 | 2 | 1 | 8.30 | 0 | 0.00 |
| 22 | Dena Bank | 17 | 5 | 10.35 | 17 | 0 | 20.50 | 5 | 12.00 |
| 23 | IDBI Bank | 31 | 15 | 29.16 | 16 | 7 | 0.15 | 0 | 0.00 |
| 24 | State Bank of Hyderabad | 5 | 2 | 4.70 | 0 | | 0.00 | 0 | 0.00 |
| B | Total Non-Lead Banks | 707 | 314 | 630.30 | 292 | 61 | 185.96 | 21 | 31.14 |
| C | Total N. Banks (A + B) | 1470 | 674 | 1348.07 | 474 | 99 | 263.41 | 33 | 49.59 |
| 25 | Uttarakhand G.B | 286 | 135 | 269.05 | 33 | 10 | 3.90 | 0 | 0.00 |
| 26 | U.P. Gramin Bank | 1 | 0 | 0.00 | 0 | 0 | 0.00 | 0 | 0.00 |
| D | Total R.R.B. | 287 | 135 | 269.05 | 33 | 10 | 3.90 | 0 | 0.00 |
| 27 | Co-operative Bank | 262 | 120 | 240.83 | 5 | 0 | 0.00 | 0 | 0.00 |
| E | Total Cooperative | 262 | 120 | 240.83 | 5 | 0 | 0.00 | 0 | 0.00 |
| F | Total (C+D+E) | 2019 | 929 | 1857.95 | 512 | 109 | 267.31 | 33 | 49.59 |
| 28 | Nainital Bank | 69 | 32 | 63.97 | 24 | 11 | 4.90 | 0 | 0.00 |
| 29 | Axis Bank | 29 | 10 | 19.76 | 0 | 0 | 0.00 | 0 | 0.00 |
| 30 | ICICI bank | 31 | 13 | 25.40 | 0 | 0 | 0.00 | 0 | 0.00 |
| 31 | HDFC Bank | 29 | 9 | 17.87 | 0 | 0 | 0.00 | 0 | 0.00 |
| 32 | The J & K Bank | 1 | 0 | 0.00 | 0 | 0 | 0.00 | 0 | 0.00 |
| 33 | Fedral Bank Ltd | 1 | 0 | 0.00 | 0 | 0 | 0.00 | 0 | 0.00 |
| 34 | IndusInd Bank | 1 | 0 | 0.00 | 0 | 0 | 0.00 | 0 | 0.00 |
| 35 | The Karnataka bank | 4 | 2 | 3.76 | 3 | 3 | 1.00 | 1 | 1.00 |
| 36 | The South Indian Bank Ltd | 1 | 0 | 0.00 | 0 | 0 | 0.00 | 0 | 0.00 |
| 37 | Standard Chartered Bank | 1 | 1 | 1.88 | 0 | 0 | 0.00 | 0 | 0.00 |
| 38 | Yes Bank | 9 | 3 | 6.59 | 0 | 0 | 0.00 | 0 | 0.00 |
| 39 | Kotak Mahinda | 8 | 0 | 0.00 | 0 | 0 | 0.00 | 0 | 0.00 |
| 40 | Bhartiya Mahila Bank | 4 | 0 | 0.00 | 0 | 0 | 0.00 | 0 | 0.00 |
| 41 | BANDHAN BANK | 0 | 1 | 2.82 | 0 | 0 | 0.00 | 0 | 0.00 |
| G | Total Private Bank | 188 | 71 | 142.05 | 27 | 14 | 5.90 | 1 | 1.00 |
| H | Total All Bank (F+G) | 2207 | 1000 | 2000.00 | 539 | 123 | 273.21 | 34 | 50.59 |

Contd.

(in Lacs)

| S. No. | Name of the Bank | Loan Sanctioned to Women Beneficiaries | | Loan Sanctioned to Disabled | | Loan Disbursed | | Pending Disbursement | Outstanding since inception | |
|----------|-------------------------------|--|--------------|-----------------------------|-------------|----------------|---------------|----------------------|-----------------------------|----------------|
| | | No. | Amt. | No. | Amt. | No. | Amt. | | No. | Amt. |
| 1 | State Bank of India | 3 | 5.00 | 0 | 0.00 | 12 | 28.77 | 3 | 457 | 478.76 |
| 2 | Punjab National Bank | 7 | 6.50 | 0 | 0.00 | 10 | 28.65 | 5 | 514 | 429.40 |
| 3 | Bank of Baroda | 0 | 0.00 | 0 | 0.00 | 4 | 9.00 | 4 | 154 | 212.03 |
| A | Total Lead Banks | 10 | 11.50 | 0 | 0.00 | 26 | 66.42 | 12 | 1125 | 1120.19 |
| 4 | Oriental Bank of Comm. | 0 | 0.00 | 0 | 0.00 | 3 | 10.00 | 3 | 67 | 74.99 |
| 5 | Union Bank of India | 0 | 0.00 | 0 | 0.00 | 6 | 0.00 | 0 | 193 | 104.44 |
| 6 | Canara Bank | 0 | 0.00 | 0 | 0.00 | 6 | 0.00 | 0 | 120 | 120.59 |
| 7 | Central Bank of India | 3 | 3.00 | 0 | 0.00 | 1 | 9.00 | 7 | 180 | 193.86 |
| 8 | Punjab & Sind Bank | 0 | 0.00 | 1 | 1.90 | 0 | 2.90 | 0 | 18 | 26.50 |
| 9 | Allahabad Bank | 0 | 0.00 | 0 | 0.00 | 0 | 4.90 | 0 | 95 | 126.22 |
| 10 | UCO Bank | 0 | 0.00 | 0 | 0.00 | 12 | 0.00 | 1 | 365 | 289.76 |
| 11 | Indian Overseas Bank | 7 | 13.50 | 1 | 6.00 | 0 | 36.70 | 0 | 227 | 208.10 |
| 12 | State Bank of Patiala | 0 | 0.00 | 0 | 0.00 | 1 | 0.00 | 0 | 13 | 18.85 |
| 13 | Bank of India | 0 | 0.00 | 0 | 0.00 | 1 | 52.81 | 0 | 23 | 32.20 |
| 14 | Syndicate Bank | 0 | 0.00 | 0 | 0.00 | 2 | 0.00 | 3 | 29 | 135.73 |
| 15 | Vijaya Bank | 0 | 0.00 | 0 | 0.00 | 0 | 4.50 | 0 | 3 | 4.50 |
| 16 | Corporation Bank | 0 | 0.00 | 0 | 0.00 | 0 | 1.80 | 2 | 17 | 31.08 |
| 17 | Andhra bank | 0 | 0.00 | 0 | 0.00 | 2 | 0.00 | 0 | 13 | 20.83 |
| 18 | Indian Bank | 3 | 1.50 | 2 | 1.00 | 0 | 3.00 | 0 | 7 | 5.60 |
| 19 | United Bank of India | 4 | 1.53 | 0 | 0.00 | 2 | 2.60 | 1 | 0 | 0.00 |
| 20 | State Bank of B & J | 0 | 0.00 | 0 | 0.00 | 0 | 0.00 | 0 | 1 | 0.18 |
| 21 | Bank of Maharashtra | 0 | 0.00 | 0 | 0.00 | 1 | 7.30 | 0 | 0 | 0.00 |
| 22 | Dena Bank | 1 | 1.00 | 0 | 0.00 | 0 | 20.50 | 0 | 27 | 49.50 |
| 23 | IDBI Bank | 0 | 0.00 | 0 | 0.00 | 6 | 0.15 | 1 | 11 | 12.23 |
| 24 | State Bank of Hyderabad | 0 | 0.00 | 0 | 0.00 | | 0.00 | 0 | 0 | 0.00 |
| B | Total Non-Lead Banks | 18 | 20.53 | 4 | 8.90 | 43 | 156.16 | 18 | 1409 | 1455.16 |
| C | Total N. Banks (A + B) | 28 | 32.03 | 4 | 8.90 | 69 | 222.58 | 30 | 2534 | 2575.35 |
| 25 | Uttarakhand G.B | 0 | 0.00 | 0 | 0.00 | 2 | 2.30 | 8 | 5 | 8.35 |
| 26 | U.P. Gramin Bank | 0 | 0.00 | 0 | 0.00 | 0 | 0.00 | 0 | 0 | 0.00 |
| D | Total R.R.B. | 0 | 0.00 | 0 | 0.00 | 2 | 2.30 | 8 | 5 | 8.35 |
| 27 | Co-operative Bank | 0 | 0.00 | 0 | 0.00 | 0 | 0.00 | 0 | 0 | 0.00 |
| E | Total Cooperative | 0 | 0.00 | 0 | 0.00 | 0 | 0.00 | 0 | 0 | 0.00 |
| F | Total (C+D+E) | 28 | 32.03 | 4 | 8.90 | 71 | 224.88 | 38 | 2539 | 2583.70 |
| 28 | Nainital Bank | 0 | 0.00 | 0 | 0.00 | 9 | 4.90 | 2 | 28 | 41.20 |
| 29 | Axis Bank | 0 | 0.00 | 0 | 0.00 | 0 | 0.00 | 0 | 0 | 0.00 |
| 30 | ICICI bank | 0 | 0.00 | 0 | 0.00 | 0 | 0.00 | 0 | 0 | 0.00 |
| 31 | HDFC Bank | 0 | 0.00 | 0 | 0.00 | 0 | 0.00 | 0 | 0 | 0.00 |
| 32 | The J & K Bank | 0 | 0.00 | 0 | 0.00 | 0 | 0.00 | 0 | 0 | 0.00 |
| 33 | Fedral Bank Ltd | 0 | 0.00 | 0 | 0.00 | 0 | 0.00 | 0 | 0 | 0.00 |
| 34 | IndusInd Bank | 0 | 0.00 | 0 | 0.00 | 0 | 0.00 | 0 | 0 | 0.00 |
| 35 | The Karnataka bank | 0 | 0.00 | 0 | 0.00 | 2 | 1.00 | 1 | 3 | 3.59 |
| 36 | The South Indian Bank Ltd | 0 | 0.00 | 0 | 0.00 | 0 | 0.00 | 0 | 0 | 0.00 |
| 37 | Standard Chartered Bank | 0 | 0.00 | 0 | 0.00 | 0 | 0.00 | 0 | 0 | 0.00 |
| 38 | Yes Bank | 0 | 0.00 | 0 | 0.00 | 0 | 0.00 | 0 | 0 | 0.00 |
| 39 | Kotak Mahinda | 0 | 0.00 | 0 | 0.00 | 0 | 0.00 | 0 | 0 | 0.00 |
| 40 | Bhartiya Mahila Bank | 0 | 0.00 | 0 | 0.00 | 0 | 0.00 | 0 | 0 | 0.00 |
| 41 | BANDHAN BANK | 0 | 0.00 | 0 | 0.00 | 0 | 0.00 | 0 | 0 | 0.00 |
| G | Total Private Bank | 0 | 0.00 | 0 | 0.00 | 11 | 5.90 | 3 | 31 | 44.79 |
| H | Total All Bank (F+G) | 28 | 32.03 | 4 | 8.90 | 82 | 230.78 | 41 | 2570 | 2628.49 |

NATIONAL URBAN LIVELIHOOD MISSION (NULM) GROUPS

FROM 01.04.2016 TO 30.06.2016

| S. No. | Name of the Bank | No. of Branches | Yearly Target | | Received | Sanctioned | | Loan Sanctioned to SC/ST beneficiaries | |
|----------|-------------------------------|-----------------|---------------|----------------|-----------|------------|--------------|--|-------------|
| | | | No. | Amt. | | No. | Amt. | No. | Amt. |
| 1 | State Bank of India | 399 | 19 | 195.71 | 5 | 3 | 37.85 | 1 | 3.00 |
| 2 | Punjab National Bank | 244 | 10 | 121.82 | 0 | 0 | 0.00 | 0 | 0.00 |
| 3 | Bank of Baroda | 120 | 5 | 54.56 | 0 | 0 | 0.00 | 0 | 0.00 |
| A | Total Lead Banks | 763 | 34 | 372.09 | 5 | 3 | 37.85 | 1 | 3.00 |
| 4 | Oriental Bank of Comm. | 78 | 4 | 35.75 | 0 | 0 | 0.00 | 0 | 0.00 |
| 5 | Union Bank of India | 83 | 4 | 39.04 | 0 | 0 | 0.00 | 0 | 0.00 |
| 6 | Canara Bank | 81 | 4 | 36.69 | 0 | 0 | 0.00 | 0 | 0.00 |
| 7 | Central Bank of India | 41 | 2 | 18.34 | 0 | 0 | 0.00 | 0 | 0.00 |
| 8 | Punjab & Sind Bank | 44 | 2 | 20.70 | 0 | 0 | 0.00 | 0 | 0.00 |
| 9 | Allahabad Bank | 41 | 2 | 18.34 | 0 | 0 | 0.00 | 0 | 0.00 |
| 10 | UCO Bank | 55 | 3 | 25.40 | 6 | 6 | 8.90 | 0 | 0.00 |
| 11 | Indian Overseas Bank | 47 | 2 | 21.64 | 0 | 0 | 0.00 | 0 | 0.00 |
| 12 | State Bank of Patiala | 24 | 1 | 11.29 | 0 | 0 | 0.00 | 0 | 0.00 |
| 13 | Bank of India | 33 | 2 | 15.52 | 0 | 0 | 0.00 | 0 | 0.00 |
| 14 | Syndicate Bank | 46 | 2 | 16.46 | 0 | 0 | 0.00 | 0 | 0.00 |
| 15 | Vijaya Bank | 11 | 0 | 0.00 | 0 | 0 | 0.00 | 0 | 0.00 |
| 16 | Corporation Bank | 27 | 1 | 12.70 | 0 | 0 | 0.00 | 0 | 0.00 |
| 17 | Andhra bank | 15 | 1 | 5.64 | 0 | 0 | 0.00 | 0 | 0.00 |
| 18 | Indian Bank | 12 | 1 | 5.17 | 0 | 0 | 0.00 | 0 | 0.00 |
| 19 | United Bank of India | 8 | 1 | 3.76 | 0 | 0 | 0.00 | 0 | 0.00 |
| 20 | State Bank of B & J | 3 | 0 | 0.00 | 0 | 0 | 0.00 | 0 | 0.00 |
| 21 | Bank of Maharashtra | 5 | 0 | 0.00 | 0 | 0 | 0.00 | 0 | 0.00 |
| 22 | Dena Bank | 17 | 1 | 5.17 | 0 | 0 | 0.00 | 0 | 0.00 |
| 23 | IDBI Bank | 31 | 1 | 14.58 | 0 | 0 | 0.00 | 0 | 0.00 |
| 24 | State Bank of Hyderabad | 5 | 0 | 0.00 | 0 | 0 | 0.00 | 0 | 0.00 |
| B | Total Non-Lead Banks | 707 | 34 | 306.19 | 6 | 6 | 8.90 | 0 | 0.00 |
| C | Total N. Banks (A + B) | 1470 | 68 | 678.28 | 11 | 9 | 46.75 | 1 | 3.00 |
| 25 | Uttarakhand G.B | 286 | 13 | 134.52 | 0 | 0 | 0.00 | 0 | 0.00 |
| 26 | U.P. Gramin Bank | 1 | 0 | 0.00 | 0 | 0 | 0.00 | 0 | 0.00 |
| D | Total R.R.B. | 287 | 13 | 134.52 | 0 | 0 | 0.00 | 0 | 0.00 |
| 27 | Co-operative Bank | 262 | 12 | 120.41 | 0 | 0 | 0.00 | 0 | 0.00 |
| E | Total Cooperative | 262 | 12 | 120.41 | 0 | 0 | 0.00 | 0 | 0.00 |
| F | Total (C+D+E) | 2019 | 93 | 933.21 | 11 | 9 | 46.75 | 1 | 3.00 |
| 28 | Nainital Bank | 69 | 3 | 31.98 | 0 | 0 | 0.00 | 0 | 0.00 |
| 29 | Axis Bank | 29 | 1 | 9.88 | 0 | 0 | 0.00 | 0 | 0.00 |
| 30 | ICICI bank | 31 | 1 | 12.70 | 0 | 0 | 0.00 | 0 | 0.00 |
| 31 | HDFC Bank | 29 | 1 | 8.94 | 0 | 0 | 0.00 | 0 | 0.00 |
| 32 | The J & K Bank | 1 | 0 | 0.00 | 0 | 0 | 0.00 | 0 | 0.00 |
| 33 | Fedral Bank Ltd | 1 | 0 | 0.00 | 0 | 0 | 0.00 | 0 | 0.00 |
| 34 | IndusInd Bank | 1 | 0 | 0.00 | 0 | 0 | 0.00 | 0 | 0.00 |
| 35 | The Karnataka bank | 4 | 0 | 0.00 | 2 | 1 | 1.00 | 0 | 0.00 |
| 36 | The South Indian Bank Ltd | 1 | 0 | 0.00 | 0 | 0 | 0.00 | 0 | 0.00 |
| 37 | Standard Chartered Bank | 1 | 0 | 0.00 | 0 | 0 | 0.00 | 0 | 0.00 |
| 38 | Yes Bank | 9 | 1 | 3.29 | 0 | 0 | 0.00 | 0 | 0.00 |
| 39 | Kotak Mahinda | 8 | 0 | 0.00 | 0 | 0 | 0.00 | 0 | 0.00 |
| 40 | Bhartiya Mahila Bank | 4 | 0 | 0.00 | 0 | 0 | 0.00 | 0 | 0.00 |
| 41 | BANDHAN BANK | 0 | 0 | 0.00 | 0 | 0 | 0.00 | 0 | 0.00 |
| G | Total Private Bank | 188 | 7 | 66.79 | 2 | 1 | 1.00 | 0 | 0.00 |
| H | Total All Bank (F+G) | 2207 | 100 | 1000.00 | 13 | 10 | 47.75 | 1 | 3.00 |

Contd.

(in Lacs)

| S. No. | Name of the Bank | Loan Sanctioned to Women Beneficiaries | | Loan Sanctioned to Disabled | | Loan Disbursed | | Pending Disbursement | Outstanding since inception | |
|----------|-------------------------------|--|-------------|-----------------------------|-------------|----------------|--------------|----------------------|-----------------------------|---------------|
| | | No. | Amt. | No. | Amt. | No. | Amt. | No. | No. | Amt. |
| 1 | State Bank of India | 0 | 0.00 | 0 | 0.00 | 3 | 37.85 | 2 | 19 | 23.56 |
| 2 | Punjab National Bank | 0 | 0.00 | 0 | 0.00 | 0 | 0.00 | 0 | 0 | 0.00 |
| 3 | Bank of Baroda | 0 | 0.00 | 0 | 0.00 | 0 | 0.00 | 0 | 0 | 0.00 |
| A | Total Lead Banks | 0 | 0.00 | 0 | 0.00 | 3 | 37.85 | 2 | 19 | 23.56 |
| 4 | Oriental Bank of Comm. | 0 | 0.00 | 0 | 0.00 | 0 | 0.00 | 0 | 3 | 11.15 |
| 5 | Union Bank of India | 0 | 0.00 | 0 | 0.00 | 0 | 0.00 | 0 | 193 | 104.36 |
| 6 | Canara Bank | 0 | 0.00 | 0 | 0.00 | 0 | 0.00 | 0 | 0 | 0.00 |
| 7 | Central Bank of India | 0 | 0.00 | 0 | 0.00 | 0 | 0.00 | 0 | 190 | 176.15 |
| 8 | Punjab & Sind Bank | 0 | 0.00 | 0 | 0.00 | 0 | 0.00 | 0 | 0 | 0.00 |
| 9 | Allahabad Bank | 0 | 0.00 | 0 | 0.00 | 0 | 0.00 | 0 | 0 | 0.00 |
| 10 | UCO Bank | 0 | 0.00 | 0 | 0.00 | 6 | 8.90 | 0 | 60 | 77.46 |
| 11 | Indian Overseas Bank | 0 | 0.00 | 0 | 0.00 | 0 | 0.00 | 0 | 199 | 172.42 |
| 12 | State Bank of Patiala | 0 | 0.00 | 0 | 0.00 | 0 | 0.00 | 0 | 0 | 0.00 |
| 13 | Bank of India | 0 | 0.00 | 0 | 0.00 | 0 | 0.00 | 0 | 0 | 0.00 |
| 14 | Syndicate Bank | 0 | 0.00 | 0 | 0.00 | 0 | 0.00 | 0 | 0 | 0.00 |
| 15 | Vijaya Bank | 0 | 0.00 | 0 | 0.00 | 0 | 0.00 | 0 | 0 | 0.00 |
| 16 | Corporation Bank | 0 | 0.00 | 0 | 0.00 | 0 | 0.00 | 0 | 0 | 0.00 |
| 17 | Andhra bank | 0 | 0.00 | 0 | 0.00 | 0 | 0.00 | 0 | 0 | 0.00 |
| 18 | Indian Bank | 0 | 0.00 | 0 | 0.00 | 0 | 0.00 | 0 | 0 | 0.00 |
| 19 | United Bank of India | 0 | 0.00 | 0 | 0.00 | 0 | 0.00 | 0 | 0 | 0.00 |
| 20 | State Bank of B & J | 0 | 0.00 | 0 | 0.00 | 0 | 0.00 | 0 | 1 | 0.18 |
| 21 | Bank of Maharashtra | 0 | 0.00 | 0 | 0.00 | 0 | 0.00 | 0 | 0 | 0.00 |
| 22 | Dena Bank | 0 | 0.00 | 0 | 0.00 | 0 | 0.00 | 0 | 0 | 0.00 |
| 23 | IDBI Bank | 0 | 0.00 | 0 | 0.00 | 0 | 0.00 | 0 | 1 | 0.40 |
| 24 | State Bank of Hyderabad | 0 | 0.00 | 0 | 0.00 | 0 | 0.00 | 0 | 0 | 0.00 |
| B | Total Non-Lead Banks | 0 | 0.00 | 0 | 0.00 | 6 | 8.90 | 0 | 647 | 542.12 |
| C | Total N. Banks (A + B) | 0 | 0.00 | 0 | 0.00 | 9 | 46.75 | 2 | 666 | 565.68 |
| 25 | Uttarakhand G.B | 0 | 0.00 | 0 | 0.00 | 0 | 0.00 | 0 | 0 | 0.00 |
| 26 | U.P. Gramin Bank | 0 | 0.00 | 0 | 0.00 | 0 | 0.00 | 0 | 0 | 0.00 |
| D | Total R.R.B. | 0 | 0.00 | 0 | 0.00 | 0 | 0.00 | 0 | 0 | 0.00 |
| 27 | Co-operative Bank | 0 | 0.00 | 0 | 0.00 | 0 | 0.00 | 0 | 0 | 0.00 |
| E | Total Cooperative | 0 | 0.00 | 0 | 0.00 | 0 | 0.00 | 0 | 0 | 0.00 |
| F | Total (C+D+E) | 0 | 0.00 | 0 | 0.00 | 9 | 46.75 | 2 | 666 | 565.68 |
| 28 | Nainital Bank | 0 | 0.00 | 0 | 0.00 | 0 | 0.00 | 0 | 1 | 0.50 |
| 29 | Axis Bank | 0 | 0.00 | 0 | 0.00 | 0 | 0.00 | 0 | 0 | 0.00 |
| 30 | ICICI bank | 0 | 0.00 | 0 | 0.00 | 0 | 0.00 | 0 | 0 | 0.00 |
| 31 | HDFC Bank | 0 | 0.00 | 0 | 0.00 | 0 | 0.00 | 0 | 0 | 0.00 |
| 32 | The J & K Bank | 0 | 0.00 | 0 | 0.00 | 0 | 0.00 | 0 | 0 | 0.00 |
| 33 | Fedral Bank Ltd | 0 | 0.00 | 0 | 0.00 | 0 | 0.00 | 0 | 0 | 0.00 |
| 34 | IndusInd Bank | 0 | 0.00 | 0 | 0.00 | 0 | 0.00 | 0 | 0 | 0.00 |
| 35 | The Karnataka bank | 0 | 0.00 | 0 | 0.00 | 0 | 0.00 | 1 | 2 | 2.80 |
| 36 | The South Indian Bank Ltd | 0 | 0.00 | 0 | 0.00 | 0 | 0.00 | 0 | 0 | 0.00 |
| 37 | Standard Chartered Bank | 0 | 0.00 | 0 | 0.00 | 0 | 0.00 | 0 | 0 | 0.00 |
| 38 | Yes Bank | 0 | 0.00 | 0 | 0.00 | 0 | 0.00 | 0 | 0 | 0.00 |
| 39 | Kotak Mahinda | 0 | 0.00 | 0 | 0.00 | 0 | 0.00 | 0 | 0 | 0.00 |
| 40 | Bhartiya Mahila Bank | 0 | 0.00 | 0 | 0.00 | 0 | 0.00 | 0 | 0 | 0.00 |
| 41 | BANDHAN BANK | 0 | 0.00 | 0 | 0.00 | 0 | 0.00 | 0 | 0 | 0.00 |
| G | Total Private Bank | 0 | 0.00 | 0 | 0.00 | 0 | 0.00 | 1 | 3 | 3.30 |
| H | Total All Bank (F+G) | 0 | 0.00 | 0 | 0.00 | 9 | 46.75 | 3 | 669 | 568.98 |

NATIONAL URBAN LIVELIHOOD MISSION (NULM) (USEP)
ACTIVITYWISE CUMULATIVE POSTION UPTO 30TH JUNE 2016

(in Lacs

| S. No. | Name of the Bank | Trade Shop | | Industrial Unit | | Vendor / Hawker | | Services | | Others | | Total | |
|----------|-------------------------------|-------------|----------------|-----------------|---------------|-----------------|---------------|-------------|----------------|------------|---------------|-------------|----------------|
| | | No. | Amt. | No. | Amt. | No. | Amt. | No. | Amt. | No. | Amt. | No. | Amt. |
| 1 | State Bank of India | 108 | 487.05 | 31 | 166.00 | 5 | 5.50 | 120 | 159.75 | 19 | 11.01 | 283 | 829.31 |
| 2 | Punjab National Bank | 494 | 322.47 | 7 | 2.50 | 79 | 56.63 | 319 | 207.17 | 252 | 216.37 | 1151 | 805.14 |
| 3 | Bank of Baroda | 656 | 942.71 | 94 | 277.80 | 70 | 141.41 | 347 | 656.27 | 44 | 222.70 | 1211 | 2240.89 |
| A | Total Lead Banks | 1258 | 1752.23 | 132 | 446.30 | 154 | 203.54 | 786 | 1023.19 | 315 | 450.08 | 2645 | 3875.34 |
| 4 | Oriental Bank of Comm. | 0 | 0.00 | 2 | 2.53 | 0 | 0.00 | 65 | 72.46 | 3 | 11.15 | 70 | 86.14 |
| 5 | Union Bank of India | 105 | 49.05 | 0 | 0.00 | 17 | 10.14 | 60 | 36.54 | 0 | 0.00 | 182 | 95.73 |
| 6 | Canara Bank | 0 | 0.00 | 0 | 0.00 | 0 | 0.00 | 0 | 0.00 | 136 | 135.04 | 136 | 135.04 |
| 7 | Central Bank of India | 0 | 0.00 | 0 | 0.00 | 0 | 0.00 | 0 | 0.00 | 0 | 0.00 | 0 | 0.00 |
| 8 | Punjab & Sind Bank | 17 | 25.00 | 0 | 0.00 | 0 | 0.00 | 1 | 1.50 | 0 | 0.00 | 18 | 26.50 |
| 9 | Allahabad Bank | 31 | 47.36 | 0 | 0.00 | 3 | 3.00 | 16 | 20.19 | 20 | 29.89 | 70 | 100.44 |
| 10 | UCO Bank | 35 | 251.50 | 0 | 0.00 | 0 | 0.00 | 19 | 20.85 | 0 | 0.00 | 54 | 272.35 |
| 11 | Indian Overseas Bank | 76 | 75.95 | 0 | 0.00 | 0 | 0.00 | 67 | 64.12 | 64 | 46.20 | 207 | 186.27 |
| 12 | State Bank of Patiala | 4 | 6.03 | 0 | 0.00 | 0 | 0.00 | 2 | 2.37 | 1 | 1.68 | 7 | 10.08 |
| 13 | Bank of India | 14 | 13.87 | 0 | 0.00 | 6 | 4.78 | 11 | 8.07 | 6 | 7.30 | 37 | 34.02 |
| 14 | Syndicate Bank | 0 | 0.00 | 0 | 0.00 | 0 | 0.00 | 3 | 5.70 | 0 | 0.00 | 3 | 5.70 |
| 15 | Vijaya Bank | 0 | 0.00 | 0 | 0.00 | 0 | 0.00 | 0 | 0.00 | 0 | 0.00 | 0 | 0.00 |
| 16 | Corporation Bank | 0 | 0.00 | 0 | 0.00 | 0 | 0.00 | 0 | 0.00 | 0 | 0.00 | 0 | 0.00 |
| 17 | Andhra bank | 0 | 0.00 | 0 | 0.00 | 0 | 0.00 | 13 | 20.83 | 0 | 0.00 | 13 | 20.83 |
| 18 | Indian Bank | 1 | 1.90 | 0 | 0.00 | 0 | 0.00 | 0 | 0.00 | 0 | 0.00 | 1 | 1.90 |
| 19 | United Bank of India | 0 | 0.00 | 0 | 0.00 | 0 | 0.00 | 0 | 0.00 | 0 | 0.00 | 0 | 0.00 |
| 20 | State Bank of B & J | 1 | 0.18 | 0 | 0.00 | 0 | 0.00 | 0 | 0.00 | 0 | 0.00 | 1 | 0.18 |
| 21 | Bank of Maharashtra | 3 | 4.00 | 0 | 0.00 | 0 | 0.00 | 0 | 0.00 | 0 | 0.00 | 3 | 4.00 |
| 22 | Dena Bank | 0 | 0.00 | 0 | 0.00 | 0 | 0.00 | 0 | 0.00 | 0 | 0.00 | 0 | 0.00 |
| 23 | IDBI Bank | 0 | 0.00 | 3 | 0.12 | 0 | 0.00 | 8 | 4.83 | 43 | 4.58 | 54 | 9.53 |
| 24 | State Bank of Hyderabad | 0 | 0.00 | 0 | 0.00 | 0 | 0.00 | 0 | 0.00 | 0 | 0.00 | 0 | 0.00 |
| B | Total Non-Lead Banks | 287 | 474.84 | 5 | 2.65 | 26 | 17.92 | 265 | 257.46 | 273 | 235.84 | 856 | 988.71 |
| C | Total N. Banks (A + B) | 1545 | 2227.07 | 137 | 448.95 | 180 | 221.46 | 1051 | 1280.65 | 588 | 685.92 | 3501 | 4864.05 |
| 25 | Uttarakhand G.B | 0 | 0.00 | 0 | 0.00 | 0 | 0.00 | 0 | 0.00 | 0 | 0.00 | 0 | 0.00 |
| 26 | U.P. Gramin Bank | 0 | 0.00 | 0 | 0.00 | 0 | 0.00 | 0 | 0.00 | 0 | 0.00 | 0 | 0.00 |
| D | Total R.R.B. | 0 | 0.00 | 0 | 0.00 | 0 | 0.00 | 0 | 0.00 | 0 | 0.00 | 0 | 0.00 |
| 27 | Co-operative Bank | 0 | 0.00 | 0 | 0.00 | 0 | 0.00 | 0 | 0.00 | 0 | 0.00 | 0 | 0.00 |
| E | Total Cooperative | 0 | 0.00 | 0 | 0.00 | 0 | 0.00 | 0 | 0.00 | 0 | 0.00 | 0 | 0.00 |
| F | Total (C+D+E) | 1545 | 2227.07 | 137 | 448.95 | 180 | 221.46 | 1051 | 1280.65 | 588 | 685.92 | 3501 | 4864.05 |
| 28 | Nainital Bank | 8 | 13.19 | 0 | 0.00 | 0 | 0.00 | 1 | 0.37 | 16 | 25.38 | 25 | 38.94 |
| 29 | Axis Bank | 0 | 0.00 | 0 | 0.00 | 0 | 0.00 | 0 | 0.00 | 0 | 0.00 | 0 | 0.00 |
| 30 | ICICI bank | 0 | 0.00 | 0 | 0.00 | 0 | 0.00 | 0 | 0.00 | 0 | 0.00 | 0 | 0.00 |
| 31 | HDFC Bank | 0 | 0.00 | 0 | 0.00 | 0 | 0.00 | 0 | 0.00 | 0 | 0.00 | 0 | 0.00 |
| 32 | The J & K Bank | 0 | 0.00 | 0 | 0.00 | 0 | 0.00 | 0 | 0.00 | 0 | 0.00 | 0 | 0.00 |
| 33 | Fedral Bank Ltd | 0 | 0.00 | 0 | 0.00 | 0 | 0.00 | 0 | 0.00 | 0 | 0.00 | 0 | 0.00 |
| 34 | IndusInd Bank | 0 | 0.00 | 0 | 0.00 | 0 | 0.00 | 0 | 0.00 | 0 | 0.00 | 0 | 0.00 |
| 35 | The Karnataka bank | 3 | 3.59 | 0 | 0.00 | 0 | 0.00 | 1 | 1.00 | 0 | 0.00 | 4 | 4.59 |
| 36 | The South Indian Bank Lt | 0 | 0.00 | 0 | 0.00 | 0 | 0.00 | 0 | 0.00 | 0 | 0.00 | 0 | 0.00 |
| 37 | Standard Chartered Bank | 0 | 0.00 | 0 | 0.00 | 0 | 0.00 | 0 | 0.00 | 0 | 0.00 | 0 | 0.00 |
| 38 | Yes Bank | 0 | 0.00 | 0 | 0.00 | 0 | 0.00 | 0 | 0.00 | 0 | 0.00 | 0 | 0.00 |
| 39 | Kotak Mahinda | 0 | 0.00 | 0 | 0.00 | 0 | 0.00 | 0 | 0.00 | 0 | 0.00 | 0 | 0.00 |
| 40 | Bhartiya Mahila Bank | 0 | 0.00 | 0 | 0.00 | 0 | 0.00 | 0 | 0.00 | 0 | 0.00 | 0 | 0.00 |
| 41 | BANDHAN BANK | 0 | 0.00 | 0 | 0.00 | 0 | 0.00 | 0 | 0.00 | 0 | 0.00 | 0 | 0.00 |
| G | Total Private Bank | 11 | 16.78 | 0 | 0.00 | 0 | 0.00 | 2 | 1.37 | 16 | 25.38 | 29 | 43.53 |
| H | Total All Bank (F+G) | 1556 | 2243.85 | 137 | 448.95 | 180 | 221.46 | 1053 | 1282.02 | 604 | 711.30 | 3530 | 4907.58 |

BANK-WISE POSITON OF NATIONAL RURAL LIVELIHOOD MISION (NRLM)

FROM 01.04.2016 TO 30.06.2016

(in Lacs)

| S. No. | Name of the Bank | Group Target | Indivi. Target | Group Recvd. | Indivi Reced. | Sanctioned | | | | | |
|----------|-------------------------------|--------------|----------------|--------------|---------------|------------|--------------|------------|-------------|-----------|--------------|
| | | | | | | Group | | Individual | | Total | |
| | | | | | | No. | Amt. | No. | Amt. | No. | Amt. |
| 1 | State Bank of India | 446 | 162 | 18 | 0 | 7 | 5.20 | 0 | 0.00 | 7 | 5.20 |
| 2 | Punjab National Bank | 169 | 112 | 27 | 0 | 14 | 22.58 | 0 | 0.00 | 14 | 22.58 |
| 3 | Bank of Baroda | 68 | 75 | 16 | 0 | 1 | 0.50 | 0 | 0.00 | 1 | 0.50 |
| A | Total Lead Banks | 683 | 349 | 61 | 0 | 22 | 28.28 | 0 | 0.00 | 22 | 28.28 |
| 4 | Oriental Bank of Comm. | 43 | 55 | 10 | 0 | 1 | 0.50 | 0 | 0.00 | 1 | 0.50 |
| 5 | Union Bank of India | 59 | 42 | 5 | 0 | 5 | 1.50 | 0 | 0.00 | 5 | 1.50 |
| 6 | Canara Bank | 33 | 35 | 4 | 0 | 1 | 0.75 | 0 | 0.00 | 1 | 0.75 |
| 7 | Central Bank of India | 25 | 34 | 6 | 0 | 1 | 0.80 | 0 | 0.00 | 1 | 0.80 |
| 8 | Punjab & Sind Bank | 0 | 35 | 1 | 0 | 0 | 0.00 | 0 | 0.00 | 0 | 0.00 |
| 9 | Allahabad Bank | 31 | 65 | 0 | 0 | 0 | 0.00 | 0 | 0.00 | 0 | 0.00 |
| 10 | UCO Bank | 17 | 35 | 3 | 0 | 0 | 0.00 | 0 | 0.00 | 0 | 0.00 |
| 11 | Indian Overseas Bank | 0 | 55 | 6 | 0 | 6 | 2.70 | 0 | 0.00 | 6 | 2.70 |
| 12 | State Bank of Patiala | 24 | 35 | 1 | 0 | 0 | 0.00 | 0 | 0.00 | 0 | 0.00 |
| 13 | Bank of India | 12 | 10 | 0 | 0 | 0 | 0.00 | 0 | 0.00 | 0 | 0.00 |
| 14 | Syndicate Bank | 9 | 5 | 0 | 0 | 0 | 0.00 | 0 | 0.00 | 0 | 0.00 |
| 15 | Vijaya Bank | 0 | 0 | 0 | 0 | 0 | 0.00 | 0 | 0.00 | 0 | 0.00 |
| 16 | Corporation Bank | 0 | 0 | 2 | 0 | 0 | 0.00 | 0 | 0.00 | 0 | 0.00 |
| 17 | Andhra bank | 0 | 0 | 0 | 0 | 0 | 0.00 | 0 | 0.00 | 0 | 0.00 |
| 18 | Indian Bank | 0 | 0 | 0 | 0 | 0 | 0.00 | 0 | 0.00 | 0 | 0.00 |
| 19 | United Bank of India | 0 | 0 | 0 | 0 | 0 | 0.00 | 0 | 0.00 | 0 | 0.00 |
| 20 | State Bank of B & J | 0 | 0 | 0 | 0 | 0 | 0.00 | 0 | 0.00 | 0 | 0.00 |
| 21 | Bank of Maharashtra | 0 | 1 | 0 | 0 | 0 | 0.00 | 0 | 0.00 | 0 | 0.00 |
| 22 | Dena Bank | 0 | 0 | 0 | 0 | 0 | 0.00 | 0 | 0.00 | 0 | 0.00 |
| 23 | IDBI Bank | 6 | 0 | 0 | 0 | 0 | 0.00 | 0 | 0.00 | 0 | 0.00 |
| 24 | State Bank of Hyderabad | 0 | 0 | 0 | 0 | 0 | 0.00 | 0 | 0.00 | 0 | 0.00 |
| B | Total Non-Lead Banks | 259 | 407 | 38 | 0 | 14 | 6.25 | 0 | 0.00 | 14 | 6.25 |
| C | Total N. Banks (A + B) | 942 | 756 | 99 | 0 | 36 | 34.53 | 0 | 0.00 | 36 | 34.53 |
| 25 | Uttarakhand G.B | 0 | 89 | 45 | 0 | 23 | 29.30 | 0 | 0.00 | 23 | 29.30 |
| 26 | U.P. Gramin Bank | 0 | 0 | 0 | 0 | 0 | 0.00 | 0 | 0.00 | 0 | 0.00 |
| D | Total R.R.B. | 0 | 89 | 45 | 0 | 23 | 29.30 | 0 | 0.00 | 23 | 29.30 |
| 27 | Co-operative Bank | 395 | 75 | 35 | 0 | 21 | 18.44 | 0 | 0.00 | 21 | 18.44 |
| E | Total Cooperative | 395 | 75 | 35 | 0 | 21 | 18.44 | 0 | 0.00 | 21 | 18.44 |
| F | Total (C+D+E) | 1337 | 920 | 179 | 0 | 80 | 82.27 | 0 | 0.00 | 80 | 82.27 |
| 28 | Nainital Bank | 0 | 31 | 9 | 0 | 3 | 2.60 | 0 | 0.00 | 3 | 2.60 |
| 29 | Axis Bank | 0 | 0 | 0 | 0 | 0 | 0.00 | 0 | 0.00 | 0 | 0.00 |
| 30 | ICICI bank | 0 | 0 | 0 | 0 | 0 | 0.00 | 0 | 0.00 | 0 | 0.00 |
| 31 | HDFC Bank | 0 | 0 | 0 | 0 | 0 | 0.00 | 0 | 0.00 | 0 | 0.00 |
| 32 | The J & K Bank | 0 | 0 | 0 | 0 | 0 | 0.00 | 0 | 0.00 | 0 | 0.00 |
| 33 | Fedral Bank Ltd | 0 | 0 | 0 | 0 | 0 | 0.00 | 0 | 0.00 | 0 | 0.00 |
| 34 | IndusInd Bank | 0 | 0 | 0 | 0 | 0 | 0.00 | 0 | 0.00 | 0 | 0.00 |
| 35 | The Karnataka bank | 0 | 0 | 0 | 0 | 0 | 0.00 | 0 | 0.00 | 0 | 0.00 |
| 36 | The South Indian Bank Ltd | 0 | 0 | 0 | 0 | 0 | 0.00 | 0 | 0.00 | 0 | 0.00 |
| 37 | Standard Chartered Bank | 0 | 0 | 0 | 0 | 0 | 0.00 | 0 | 0.00 | 0 | 0.00 |
| 38 | Yes Bank | 0 | 0 | 0 | 0 | 0 | 0.00 | 0 | 0.00 | 0 | 0.00 |
| 39 | Kotak Mahinda | 0 | 0 | 0 | 0 | 0 | 0.00 | 0 | 0.00 | 0 | 0.00 |
| 40 | Bhartiya Mahila Bank | 0 | 0 | 0 | 0 | 0 | 0.00 | 0 | 0.00 | 0 | 0.00 |
| 41 | BANDHAN BANK | 0 | 0 | 0 | 0 | 0 | 0.00 | 0 | 0.00 | 0 | 0.00 |
| G | Total Private Bank | 0 | 31 | 9 | 0 | 3 | 2.60 | 0 | 0.00 | 3 | 2.60 |
| H | Total All Bank (F+G) | 1337 | 951 | 188 | 0 | 83 | 84.87 | 0 | 0.00 | 83 | 84.87 |

Contd.

(in Lacs)

| S. No. | Name of the Bank | Loan Sanctioned to SC/ST | | Loan Sanctioned to Women | | Loan Sanctioned to Disabled | | Group Loan Disburesd | | Individual Loan Disbursed | | Outstanding Since Inception | |
|----------|-------------------------------|--------------------------|-------------|--------------------------|-------------|-----------------------------|-------------|----------------------|--------------|---------------------------|-------------|-----------------------------|----------------|
| | | A/cs | Amt. | A/cs | Amt. | A/cs | Amt. | A/cs | Amt. | A/cs | Amt. | A/cs | Amt. |
| 1 | State Bank of India | 0 | 0.00 | 0 | 0.00 | 1 | 1.00 | 1 | 0.50 | 0.00 | 0.00 | 3315 | 1666.04 |
| 2 | Punjab National Bank | 0 | 0.00 | 0 | 0.00 | 1 | 0.50 | 11 | 19.44 | 0.00 | 0.00 | 691 | 644.13 |
| 3 | Bank of Baroda | 0 | 0.00 | 0 | 0.00 | 0 | 0.00 | 0 | 0.00 | 0.00 | 0.00 | 346 | 99.70 |
| A | Total Lead Banks | 0 | 0.00 | 0 | 0.00 | 2 | 1.50 | 12 | 19.94 | 0 | 0.00 | 4352 | 2409.87 |
| 4 | Oriental Bank of Comm. | 0 | 0.00 | 0 | 0.00 | 0 | 0.00 | 1 | 0.50 | 0.00 | 0.00 | 10 | 4.91 |
| 5 | Union Bank of India | 1 | 1.50 | 0 | 0.00 | 0 | 0.00 | 5 | 1.50 | 0.00 | 0.00 | 333 | 153.82 |
| 6 | Canara Bank | 0 | 0.00 | 0 | 0.00 | 0 | 0.00 | 1 | 0.75 | 0.00 | 0.00 | 73 | 230.11 |
| 7 | Central Bank of India | 0 | 0.00 | 0 | 0.00 | 0 | 0.00 | 1 | 0.80 | 0.00 | 0.00 | 0 | 0.00 |
| 8 | Punjab & Sind Bank | 0 | 0.00 | 0 | 0.00 | 0 | 0.00 | 0 | 0.00 | 0.00 | 0.00 | 14 | 2.85 |
| 9 | Allahabad Bank | 0 | 0.00 | 0 | 0.00 | 0 | 0.00 | 0 | 0.00 | 0.00 | 0.00 | 17 | 14.22 |
| 10 | UCO Bank | 0 | 0.00 | 0 | 0.00 | 0 | 0.00 | 0 | 0.00 | 0.00 | 0.00 | 3 | 0.75 |
| 11 | Indian Overseas Bank | 0 | 0.00 | 0 | 0.00 | 0 | 0.00 | 6 | 2.70 | 0.00 | 0.00 | 98 | 151.39 |
| 12 | State Bank of Patiala | 0 | 0.00 | 0 | 0.00 | 0 | 0.00 | 0 | 0.00 | 0.00 | 0.00 | 0 | 0.00 |
| 13 | Bank of India | 0 | 0.00 | 0 | 0.00 | 0 | 0.00 | 0 | 0.00 | 0.00 | 0.00 | 7 | 15.57 |
| 14 | Syndicate Bank | 0 | 0.00 | 0 | 0.00 | 0 | 0.00 | 0 | 0.00 | 0.00 | 0.00 | 23 | 23.00 |
| 15 | Vijaya Bank | 0 | 0.00 | 0 | 0.00 | 0 | 0.00 | 0 | 0.00 | 0.00 | 0.00 | 0 | 0.00 |
| 16 | Corporation Bank | 0 | 0.00 | 0 | 0.00 | 0 | 0.00 | 0 | 0.00 | 0.00 | 0.00 | 0 | 0.00 |
| 17 | Andhra bank | 0 | 0.00 | 0 | 0.00 | 0 | 0.00 | 0 | 0.00 | 0.00 | 0.00 | 0 | 0.00 |
| 18 | Indian Bank | 0 | 0.00 | 0 | 0.00 | 0 | 0.00 | 0 | 0.00 | 0.00 | 0.00 | 0 | 0.00 |
| 19 | United Bank of India | 0 | 0.00 | 0 | 0.00 | 0 | 0.00 | 0 | 0.00 | 0.00 | 0.00 | 0 | 0.00 |
| 20 | State Bank of B & J | 0 | 0.00 | 0 | 0.00 | 0 | 0.00 | 0 | 0.00 | 0.00 | 0.00 | 0 | 0.00 |
| 21 | Bank of Maharashtra | 0 | 0.00 | 0 | 0.00 | 0 | 0.00 | 0 | 0.00 | 0.00 | 0.00 | 0 | 0.00 |
| 22 | Dena Bank | 0 | 0.00 | 0 | 0.00 | 0 | 0.00 | 0 | 0.00 | 0.00 | 0.00 | 0 | 0.00 |
| 23 | IDBI Bank | 0 | 0.00 | 0 | 0.00 | 0 | 0.00 | 0 | 0.00 | 0.00 | 0.00 | 4 | 3.40 |
| 24 | State Bank of Hyderabad | 0 | 0.00 | 0 | 0.00 | 0 | 0.00 | 0 | 0.00 | 0.00 | 0.00 | 0 | 0.00 |
| B | Total Non-Lead Banks | 1 | 1.50 | 0 | 0.00 | 0 | 0.00 | 14 | 6.25 | 0 | 0.00 | 582 | 600.02 |
| C | Total N. Banks (A + B) | 1 | 1.50 | 0 | 0.00 | 2 | 1.50 | 26 | 26.19 | 0 | 0.00 | 4934 | 3009.89 |
| 25 | Uttarakhand G.B | 0 | 0.00 | 0 | 0.00 | 0 | 0.00 | 5 | 2.20 | 0 | 0.00 | 2839 | 1947.00 |
| 26 | U.P. Gramin Bank | 0 | 0.00 | 0 | 0.00 | 0 | 0.00 | 0 | 0.00 | 0 | 0.00 | 0 | 0.00 |
| D | Total R.R.B. | 0 | 0.00 | 0 | 0.00 | 0 | 0.00 | 5 | 2.20 | 0 | 0.00 | 2839 | 1947.00 |
| 27 | Co-operative Bank | 0 | 0.00 | 0 | 0.00 | 0 | 0.00 | 7 | 3.60 | 0 | 0.00 | 23 | 101.34 |
| E | Total Cooperative | 0 | 0.00 | 0 | 0.00 | 0 | 0.00 | 7 | 3.60 | 0 | 0.00 | 23 | 101.34 |
| F | Total (C+D+E) | 1 | 1.50 | 0 | 0.00 | 2 | 1.50 | 38 | 31.99 | 0 | 0.00 | 7796 | 5058.23 |
| 28 | Nainital Bank | 0 | 0.00 | 0 | 0.00 | 0 | 0.00 | 0 | 0.00 | 0 | 0.00 | 6 | 3.04 |
| 29 | Axis Bank | 0 | 0.00 | 0 | 0.00 | 0 | 0.00 | 0 | 0.00 | 0 | 0.00 | 0 | 0.00 |
| 30 | ICICI bank | 0 | 0.00 | 0 | 0.00 | 0 | 0.00 | 0 | 0.00 | 0 | 0.00 | 0 | 0.00 |
| 31 | HDFC Bank | 0 | 0.00 | 0 | 0.00 | 0 | 0.00 | 0 | 0.00 | 0 | 0.00 | 0 | 0.00 |
| 32 | The J & K Bank | 0 | 0.00 | 0 | 0.00 | 0 | 0.00 | 0 | 0.00 | 0 | 0.00 | 0 | 0.00 |
| 33 | Fedral Bank Ltd | 0 | 0.00 | 0 | 0.00 | 0 | 0.00 | 0 | 0.00 | 0 | 0.00 | 0 | 0.00 |
| 34 | IndusInd Bank | 0 | 0.00 | 0 | 0.00 | 0 | 0.00 | 0 | 0.00 | 0 | 0.00 | 0 | 0.00 |
| 35 | The Karnataka bank | 0 | 0.00 | 0 | 0.00 | 0 | 0.00 | 0 | 0.00 | 0 | 0.00 | 0 | 0.00 |
| 36 | The South Indian Bank Ltd | 0 | 0.00 | 0 | 0.00 | 0 | 0.00 | 0 | 0.00 | 0 | 0.00 | 0 | 0.00 |
| 37 | Standard Chartered Bank | 0 | 0.00 | 0 | 0.00 | 0 | 0.00 | 0 | 0.00 | 0 | 0.00 | 0 | 0.00 |
| 38 | Yes Bank | 0 | 0.00 | 0 | 0.00 | 0 | 0.00 | 0 | 0.00 | 0 | 0.00 | 0 | 0.00 |
| 39 | Kotak Mahinda | 0 | 0.00 | 0 | 0.00 | 0 | 0.00 | 0 | 0.00 | 0 | 0.00 | 0 | 0.00 |
| 40 | Bhartiya Mahila Bank | 0 | 0.00 | 0 | 0.00 | 0 | 0.00 | 0 | 0.00 | 0 | 0.00 | 0 | 0.00 |
| 41 | BANDHAN BANK | 0 | 0.00 | 0 | 0.00 | 0 | 0.00 | 0 | 0.00 | 0 | 0.00 | 0 | 0.00 |
| G | Total Private Bank | 0 | 0.00 | 0 | 0.00 | 0 | 0.00 | 0 | 0.00 | 0 | 0.00 | 6 | 3.04 |
| H | Total All Bank (F+G) | 1 | 1.50 | 0 | 0.00 | 2 | 1.50 | 38 | 31.99 | 0 | 0.00 | 7802 | 5061.27 |

NATIONAL RURAL LIVELIHOOD MISION (NRLM)
ACTIVITYWISE CUMULATIVE POSTION UPTO 30TH JUNE 2016

(in Lacs)

| S. No. | Name of the Bank | Trade Shop | | Allied Agr. | | Rural Artisans | | Village & Colttage | | Others | | Total | |
|----------|-------------------------------|------------|---------------|-------------|----------------|----------------|---------------|--------------------|---------------|------------|---------------|-------------|----------------|
| | | No. | Amt. | No. | Amt. | No. | Amt. | No. | Amt. | No. | Amt. | No. | Amt. |
| 1 | State Bank of India | 273 | 112.86 | 64 | 20.22 | 129 | 50.59 | 5 | 5.21 | 377 | 329.25 | 848 | 518.13 |
| 2 | Punjab National Bank | 36 | 14.35 | 189 | 441.16 | 8 | 4.13 | 8 | 4.12 | 68 | 94.77 | 309 | 558.53 |
| 3 | Bank of Baroda | 83 | 16.57 | 313 | 158.55 | 0 | 0.00 | 108 | 21.69 | 161 | 133.32 | 665 | 330.13 |
| A | Total Lead Banks | 392 | 143.78 | 566 | 619.93 | 137 | 54.72 | 121 | 31.02 | 606 | 557.34 | 1822 | 1406.79 |
| 4 | Oriental Bank of Comm. | 0 | 0.00 | 10 | 4.91 | 0 | 0.00 | 0 | 0.00 | 0 | 0.00 | 10 | 4.91 |
| 5 | Union Bank of India | 0 | 0.00 | 298 | 162.51 | 1 | 0.45 | 102 | 32.51 | 7 | 1.90 | 408 | 197.37 |
| 6 | Canara Bank | 0 | 0.00 | 0 | 0.00 | 0 | 0.00 | 0 | 0.00 | 96 | 112.29 | 96 | 112.29 |
| 7 | Central Bank of India | 0 | 0.00 | 0 | 0.00 | 0 | 0.00 | 0 | 0.00 | 0 | 0.00 | 0 | 0.00 |
| 8 | Punjab & Sind Bank | 0 | 0.00 | 2 | 0.50 | 0 | 0.00 | 0 | 0.00 | 12 | 2.35 | 14 | 2.85 |
| 9 | Allahabad Bank | 0 | 0.00 | 0 | 0.00 | 1 | 0.50 | 0 | 0.00 | 17 | 14.22 | 18 | 14.72 |
| 10 | UCO Bank | 5 | 31.50 | 15 | 46.30 | 0 | 0.00 | 2 | 2.98 | 2 | 1.34 | 24 | 82.12 |
| 11 | Indian Overseas Bank | 3 | 1.10 | 0 | 0.00 | 0 | 0.00 | 0 | 0.00 | 14 | 22.94 | 17 | 24.04 |
| 12 | State Bank of Patiala | 0 | 0.00 | 0 | 0.00 | 0 | 1.00 | 0 | 0.00 | 0 | 0.00 | 0 | 1.00 |
| 13 | Bank of India | 0 | 0.00 | 0 | 0.00 | 0 | 0.00 | 0 | 0.00 | 1 | 3.00 | 1 | 3.00 |
| 14 | Syndicate Bank | 0 | 0.00 | 0 | 0.00 | 0 | 0.00 | 0 | 0.00 | 0 | 0.00 | 0 | 0.00 |
| 15 | Vijaya Bank | 0 | 0.00 | 0 | 0.00 | 0 | 0.00 | 0 | 0.00 | 0 | 0.00 | 0 | 0.00 |
| 16 | Corporation Bank | 0 | 0.00 | 0 | 0.00 | 0 | 0.00 | 0 | 0.00 | 0 | 0.00 | 0 | 0.00 |
| 17 | Andhra bank | 0 | 0.00 | 0 | 0.00 | 0 | 0.00 | 0 | 0.00 | 0 | 0.00 | 0 | 0.00 |
| 18 | Indian Bank | 11 | 19.14 | 1 | 0.06 | 15 | 20.90 | 15 | 13.46 | 0 | 0.00 | 42 | 53.56 |
| 19 | United Bank of India | 0 | 0.00 | 0 | 0.00 | 0 | 0.00 | 0 | 0.00 | 0 | 0.00 | 0 | 0.00 |
| 20 | State Bank of B & J | 0 | 0.00 | 0 | 0.00 | 0 | 0.00 | 0 | 0.00 | 0 | 0.00 | 0 | 0.00 |
| 21 | Bank of Maharashtra | 0 | 0.00 | 0 | 0.00 | 0 | 0.00 | 0 | 0.00 | 0 | 0.00 | 0 | 0.00 |
| 22 | Dena Bank | 0 | 0.00 | 0 | 0.00 | 0 | 0.00 | 0 | 0.00 | 0 | 0.00 | 0 | 0.00 |
| 23 | IDBI Bank | 1 | 0.50 | 0 | 0.00 | 0 | 0.00 | 0 | 0.00 | 0 | 0.00 | 1 | 0.50 |
| 24 | State Bank of Hyderabad | 0 | 0.00 | 0 | 0.00 | 0 | 0.00 | 0 | 0.00 | 0 | 0.00 | 0 | 0.00 |
| B | Total Non-Lead Banks | 20 | 52.24 | 326 | 214.28 | 17 | 22.85 | 119 | 48.95 | 149 | 158.04 | 631 | 496.36 |
| C | Total N. Banks (A + B) | 412 | 196.02 | 892 | 834.21 | 154 | 77.57 | 240 | 79.97 | 755 | 715.38 | 2453 | 1903.15 |
| 25 | Uttarakhand G.B | 91 | 144.38 | 2352 | 1902.03 | 718 | 125.38 | 158 | 22.31 | 21 | 23.72 | 3340 | 2217.82 |
| 26 | U.P. Gramin Bank | 0 | 0.00 | 0 | 0.00 | 0 | 0.00 | 0 | 0.00 | 0 | 0.00 | 0 | 0.00 |
| D | Total R.R.B. | 91 | 144.38 | 2352 | 1902.03 | 718 | 125.38 | 158 | 22.31 | 21 | 23.72 | 3340 | 2217.82 |
| 27 | Co-operative Bank | 0 | 0.00 | 23 | 101.34 | 0 | 0.00 | 0 | 0.00 | 0 | 0.00 | 23 | 101.34 |
| E | Total Cooperative | 0 | 0.00 | 23 | 101.34 | 0 | 0.00 | 0 | 0.00 | 0 | 0.00 | 23 | 101.34 |
| F | Total (C+D+E) | 503 | 340.40 | 3267 | 2837.58 | 872 | 202.95 | 398 | 102.28 | 776 | 739.10 | 5816 | 4222.31 |
| 28 | Nainital Bank | 4 | 1.27 | 216 | 80.26 | 0 | 0.00 | 0 | 0.00 | 63 | 19.10 | 283 | 100.63 |
| 29 | Axis Bank | 1 | 7.80 | 11 | 168.83 | 0 | 0.00 | 0 | 0.00 | 0 | 0.00 | 12 | 176.63 |
| 30 | ICICI bank | 0 | 0.00 | 0 | 0.00 | 0 | 0.00 | 0 | 0.00 | 0 | 0.00 | 0 | 0.00 |
| 31 | HDFC Bank | 0 | 0.00 | 0 | 0.00 | 0 | 0.00 | 0 | 0.00 | 0 | 0.00 | 0 | 0.00 |
| 32 | The J & K Bank | 0 | 0.00 | 0 | 0.00 | 0 | 0.00 | 0 | 0.00 | 0 | 0.00 | 0 | 0.00 |
| 33 | Fedral Bank Ltd | 0 | 0.00 | 0 | 0.00 | 0 | 0.00 | 0 | 0.00 | 0 | 0.00 | 0 | 0.00 |
| 34 | IndusInd Bank | 0 | 0.00 | 0 | 0.00 | 0 | 0.00 | 0 | 0.00 | 0 | 0.00 | 0 | 0.00 |
| 35 | The Karnataka bank | 0 | 0.00 | 0 | 0.00 | 0 | 0.00 | 0 | 0.00 | 0 | 0.00 | 0 | 0.00 |
| 36 | The South Indian Bank Ltd | 0 | 0.00 | 0 | 0.00 | 0 | 0.00 | 0 | 0.00 | 0 | 0.00 | 0 | 0.00 |
| 37 | Standard Chartered Bank | 0 | 0.00 | 0 | 0.00 | 0 | 0.00 | 0 | 0.00 | 0 | 0.00 | 0 | 0.00 |
| 38 | Yes Bank | 0 | 0.00 | 0 | 0.00 | 0 | 0.00 | 0 | 0.00 | 0 | 0.00 | 0 | 0.00 |
| 39 | Kotak Mahinda | 0 | 0.00 | 0 | 0.00 | 0 | 0.00 | 0 | 0.00 | 0 | 0.00 | 0 | 0.00 |
| 40 | Bhartiya Mahila Bank | 0 | 0.00 | 0 | 0.00 | 0 | 0.00 | 0 | 0.00 | 0 | 0.00 | 0 | 0.00 |
| 41 | BANDHAN BANK | 0 | 0.00 | 0 | 0.00 | 0 | 0.00 | 0 | 0.00 | 0 | 0.00 | 0 | 0.00 |
| G | Total Private Bank | 5 | 9.07 | 227 | 249.09 | 0 | 0.00 | 0 | 0.00 | 63 | 19.10 | 295 | 277.26 |
| H | Total All Bank (F+G) | 508 | 349.47 | 3494 | 3086.67 | 872 | 202.95 | 398 | 102.28 | 839 | 758.20 | 6111 | 4499.57 |

**HORTICULTURE FINANCING
OUTSTANDING AS ON 30TH JUNE 2016**

(in Lacs)

| S. No. | Name of the Bank | Floriculture | | Orchards | | Medicinal & Aromatic Plants | | 100 Sq Mtr Poly House | | Total Horticulture | |
|----------|-------------------------------|--------------|----------------|-----------|--------------|-----------------------------|---------------|-----------------------|--------------|--------------------|----------------|
| | | No. | Amt. | No. | Amt. | No. | Amt. | No. | Amt. | No. | Amt. |
| 1 | State Bank of India | 30 | 366.37 | 1 | 0.01 | 1 | 0.01 | 2 | 7.01 | 34 | 373.40 |
| 2 | Punjab National Bank | 581 | 1536.65 | 3 | 22.81 | 5 | 95.59 | 7 | 10.01 | 596 | 1665.06 |
| 3 | Bank of Baroda | 16 | 59.42 | 0 | 0.00 | 0 | 0.00 | 0 | 0.00 | 16 | 59.42 |
| A | Total Lead Banks | 627 | 1962.44 | 4 | 22.82 | 6 | 95.60 | 9 | 17.02 | 646 | 2097.88 |
| 4 | Oriental Bank of Comm. | 19 | 47.97 | 0 | 0.00 | 0 | 0.00 | 1 | 17.50 | 20 | 65.47 |
| 5 | Union Bank of India | 16 | 37.71 | 2 | 13.00 | 0 | 0.00 | 1 | 35.00 | 19 | 85.71 |
| 6 | Canara Bank | 3 | 182.21 | 0 | 0.00 | 0 | 0.00 | 0 | 0.00 | 3 | 182.21 |
| 7 | Central Bank of India | 0 | 0.00 | 0 | 0.00 | 0 | 0.00 | 0 | 0.00 | 0 | 0.00 |
| 8 | Punjab & Sind Bank | 0 | 0.00 | 0 | 0.00 | 0 | 0.00 | 0 | 0.00 | 0 | 0.00 |
| 9 | Allahabad Bank | 12 | 50.45 | 2 | 22.00 | 10 | 25.27 | 0 | 0.00 | 24 | 97.72 |
| 10 | UCO Bank | 0 | 0.00 | 0 | 0.00 | 0 | 0.00 | 0 | 0.00 | 0 | 0.00 |
| 11 | Indian Overseas Bank | 54 | 64.99 | 8 | 6.39 | 0 | 0.00 | 0 | 0.00 | 62 | 71.38 |
| 12 | State Bank of Patiala | 0 | 0.00 | 0 | 0.00 | 0 | 0.00 | 0 | 0.00 | 0 | 0.00 |
| 13 | Bank of India | 2 | 10.28 | 0 | 0.00 | 0 | 0.00 | 0 | 0.00 | 2 | 10.28 |
| 14 | Syndicate Bank | 0 | 0.00 | 0 | 0.00 | 0 | 0.00 | 0 | 0.00 | 0 | 0.00 |
| 15 | Vijaya Bank | 0 | 0.00 | 0 | 0.00 | 2 | 33.85 | 0 | 0.00 | 2 | 33.85 |
| 16 | Corporation Bank | 0 | 0.00 | 0 | 0.00 | 0 | 0.00 | 0 | 0.00 | 0 | 0.00 |
| 17 | Andhra bank | 0 | 0.00 | 0 | 0.00 | 0 | 0.00 | 0 | 0.00 | 0 | 0.00 |
| 18 | Indian Bank | 1 | 42.15 | 0 | 0.00 | 1 | 68.50 | 0 | 0.00 | 2 | 110.65 |
| 19 | United Bank of India | 0 | 0.00 | 0 | 0.00 | 0 | 0.00 | 0 | 0.00 | 0 | 0.00 |
| 20 | State Bank of B & J | 0 | 0.00 | 0 | 0.00 | 0 | 0.00 | 0 | 0.00 | 0 | 0.00 |
| 21 | Bank of Maharashtra | 0 | 0.00 | 0 | 0.00 | 1 | 45.00 | 0 | 0.00 | 1 | 45.00 |
| 22 | Dena Bank | 0 | 0.00 | 0 | 0.00 | 0 | 0.00 | 0 | 0.00 | 0 | 0.00 |
| 23 | IDBI Bank | 24 | 674.02 | 0 | 0.00 | 0 | 0.00 | 0 | 0.00 | 24 | 674.02 |
| 24 | State Bank of Hyderabad | 0 | 0.00 | 0 | 0.00 | 0 | 0.00 | 0 | 0.00 | 0 | 0.00 |
| B | Total Non-Lead Banks | 131 | 1109.78 | 12 | 41.39 | 14 | 172.62 | 2 | 52.50 | 159 | 1376.29 |
| C | Total N. Banks (A + B) | 758 | 3072.22 | 16 | 64.21 | 20 | 268.22 | 11 | 69.52 | 805 | 3474.17 |
| 25 | Uttarakhand G.B | 0 | 0.00 | 0 | 0.00 | 29 | 3.86 | 0 | 0.00 | 29 | 3.86 |
| 26 | U.P. Gramin Bank | 0 | 0.00 | 0 | 0.00 | 0 | 0.00 | 0 | 0.00 | 0 | 0.00 |
| D | Total R.R.B. | 0 | 0.00 | 0 | 0.00 | 29 | 3.86 | 0 | 0.00 | 29 | 3.86 |
| 27 | Co-operative Bank | 2 | 23.00 | 1 | 3.00 | 0 | 0.00 | 0 | 0.00 | 3 | 26.00 |
| E | Total Cooperative | 2 | 23.00 | 1 | 3.00 | 0 | 0.00 | 0 | 0.00 | 3 | 26.00 |
| F | Total (C+D+E) | 760 | 3095.22 | 17 | 67.21 | 49 | 272.08 | 11 | 69.52 | 837 | 3504.03 |
| 28 | Nainital Bank | 15 | 159.96 | 0 | 0.00 | 0 | 0.00 | 0 | 0.00 | 15 | 159.96 |
| 29 | Axis Bank | 0 | 0.00 | 0 | 0.00 | 0 | 0.00 | 0 | 0.00 | 0 | 0.00 |
| 30 | ICICI bank | 0 | 0.00 | 0 | 0.00 | 0 | 0.00 | 0 | 0.00 | 0 | 0.00 |
| 31 | HDFC Bank | 0 | 0.00 | 0 | 0.00 | 0 | 0.00 | 0 | 0.00 | 0 | 0.00 |
| 32 | The J & K Bank | 0 | 0.00 | 0 | 0.00 | 0 | 0.00 | 0 | 0.00 | 0 | 0.00 |
| 33 | Fedral Bank Ltd | 0 | 0.00 | 0 | 0.00 | 0 | 0.00 | 0 | 0.00 | 0 | 0.00 |
| 34 | IndusInd Bank | 0 | 0.00 | 0 | 0.00 | 0 | 0.00 | 0 | 0.00 | 0 | 0.00 |
| 35 | The Karnataka bank | 0 | 0.00 | 0 | 0.00 | 0 | 0.00 | 0 | 0.00 | 0 | 0.00 |
| 36 | The South Indian Bank Ltd | 0 | 0.00 | 0 | 0.00 | 0 | 0.00 | 0 | 0.00 | 0 | 0.00 |
| 37 | Standard Chartered Bank | 0 | 0.00 | 0 | 0.00 | 0 | 0.00 | 0 | 0.00 | 0 | 0.00 |
| 38 | Yes Bank | 0 | 0.00 | 0 | 0.00 | 0 | 0.00 | 0 | 0.00 | 0 | 0.00 |
| 39 | Kotak Mahinda | 1 | 0.24 | 0 | 0.00 | 0 | 0.00 | 0 | 0.00 | 1 | 0.24 |
| 40 | Bhartiya Mahila Bank | 0 | 0.00 | 0 | 0.00 | 0 | 0.00 | 0 | 0.00 | 0 | 0.00 |
| 41 | BANDHAN BANK | 0 | 0.00 | 0 | 0.00 | 0 | 0.00 | 0 | 0.00 | 0 | 0.00 |
| G | Total Private Bank | 16 | 160.20 | 0 | 0.00 | 0 | 0.00 | 0 | 0.00 | 16 | 160.20 |
| H | Total All Bank (F+G) | 776 | 3255.42 | 17 | 67.21 | 49 | 272.08 | 11 | 69.52 | 853 | 3664.23 |

KVIC/KVIB (Intt. Subsidy Scheme)

FROM 01.04.2016 TO 30.06.2016

(in Lacs)

| S. No. | Name of the Bank | Received | APPLICATIONS KVIC (INTT. SUBSIDY SCHEME) | | | | | | | |
|----------|-------------------------------|------------|--|---------------|------------|---------------|-----------|--------------------------|------------------------------------|----------------|
| | | | Sanctioned | | Disbursed | | Returned | Pending for Disbursement | Total Outstanding as on 30.06.2016 | |
| | | | No. | Amt. | No. | Amt. | No. | No. | No. | Amt. |
| 1 | State Bank of India | 89 | 88 | 225.33 | 88 | 225.33 | 1 | 0 | 389 | 725.77 |
| 2 | Punjab National Bank | 9 | 9 | 18.51 | 9 | 18.51 | 0 | 0 | 43 | 104.73 |
| 3 | Bank of Baroda | 5 | 5 | 7.60 | 5 | 6.63 | 0 | 0 | 108 | 299.74 |
| A | Total Lead Banks | 103 | 102 | 251.44 | 102 | 250.47 | 1 | 0 | 540 | 1130.24 |
| 4 | Oriental Bank of Comm. | 5 | 0 | 0.00 | 0 | 0.00 | 5 | 0 | 136 | 228.30 |
| 5 | Union Bank of India | 0 | 0 | 0.00 | 0 | 0.00 | 0 | 0 | 141 | 217.87 |
| 6 | Canara Bank | 0 | 0 | 0.00 | 0 | 0.00 | 0 | 0 | 0 | 0.00 |
| 7 | Central Bank of India | 0 | 0 | 0.00 | 0 | 0.00 | 0 | 0 | 0 | 0.00 |
| 8 | Punjab & Sind Bank | 0 | 0 | 0.00 | 0 | 0.00 | 0 | 0 | 0 | 0.00 |
| 9 | Allahabad Bank | 6 | 2 | 5.00 | 1 | 3.50 | 4 | 1 | 17 | 43.48 |
| 10 | UCO Bank | 1 | 1 | 3.60 | 1 | 3.60 | 0 | 0 | 1 | 3.60 |
| 11 | Indian Overseas Bank | 6 | 6 | 50.92 | 4 | 46.00 | 0 | 2 | 21 | 103.88 |
| 12 | State Bank of Patiala | 0 | 0 | 0.00 | 0 | 0.00 | 0 | 0 | 0 | 0.00 |
| 13 | Bank of India | 12 | 9 | 19.30 | 8 | 17.07 | 3 | 1 | 32 | 92.16 |
| 14 | Syndicate Bank | 0 | 0 | 0.00 | 0 | 0.00 | 0 | 0 | 37 | 51.58 |
| 15 | Vijaya Bank | 1 | 0 | 0.00 | 0 | 0.00 | 1 | 0 | 1 | 11.00 |
| 16 | Corporation Bank | 0 | 0 | 0.00 | 0 | 0.00 | 0 | 0 | 0 | 0.00 |
| 17 | Andhra bank | 0 | 0 | 0.00 | 0 | 0.00 | 0 | 0 | 0 | 0.00 |
| 18 | Indian Bank | 0 | 0 | 0.00 | 0 | 0.00 | 0 | 0 | 0 | 0.00 |
| 19 | United Bank of India | 0 | 0 | 0.00 | 0 | 0.00 | 0 | 0 | 0 | 0.00 |
| 20 | State Bank of B & J | 0 | 0 | 0.00 | 0 | 0.00 | 0 | 0 | 0 | 0.00 |
| 21 | Bank of Maharashtra | 1 | 1 | 7.00 | 1 | 2.15 | 0 | 0 | 0 | 0.00 |
| 22 | Dena Bank | 0 | 0 | 0.00 | 0 | 0.00 | 0 | 0 | 0 | 0.00 |
| 23 | IDBI Bank | 0 | 0 | 0.00 | 0 | 0.00 | 0 | 0 | 1 | 4.23 |
| 24 | State Bank of Hyderabad | 0 | 0 | 0.00 | 0 | 0.00 | 0 | 0 | 0 | 0.00 |
| B | Total Non-Lead Banks | 32 | 19 | 85.82 | 15 | 72.32 | 13 | 4 | 387 | 756.10 |
| C | Total N. Banks (A + B) | 135 | 121 | 337.26 | 117 | 322.79 | 14 | 4 | 927 | 1886.34 |
| 25 | Uttarakhand G.B | 20 | 20 | 108.32 | 19 | 41.65 | 0 | 1 | 1040 | 1448.03 |
| 26 | U.P. Gramin Bank | 0 | 0 | 0.00 | 0 | 0.00 | 0 | 0 | 0 | 0.00 |
| D | Total R.R.B. | 20 | 20 | 108.32 | 19 | 41.65 | 0 | 1 | 1040 | 1448.03 |
| 27 | Co-operative Bank | 0 | 0 | 0.00 | 0 | 0.00 | 0 | 0 | 0 | 0.00 |
| E | Total Cooperative | 0 | 0 | 0.00 | 0 | 0.00 | 0 | 0 | 0 | 0.00 |
| F | Total (C+D+E) | 155 | 141 | 445.58 | 136 | 364.44 | 14 | 5 | 1967 | 3334.37 |
| 28 | Nainital Bank | 5 | 5 | 14.90 | 5 | 14.90 | 0 | 0 | 141 | 147.25 |
| 29 | Axis Bank | 0 | 0 | 0.00 | 0 | 0.00 | 0 | 0 | 0 | 0.00 |
| 30 | ICICI bank | 0 | 0 | 0.00 | 0 | 0.00 | 0 | 0 | 0 | 0.00 |
| 31 | HDFC Bank | 0 | 0 | 0.00 | 0 | 0.00 | 0 | 0 | 0 | 0.00 |
| 32 | The J & K Bank | 0 | 0 | 0.00 | 0 | 0.00 | 0 | 0 | 0 | 0.00 |
| 33 | Fedral Bank Ltd | 0 | 0 | 0.00 | 0 | 0.00 | 0 | 0 | 0 | 0.00 |
| 34 | IndusInd Bank | 0 | 0 | 0.00 | 0 | 0.00 | 0 | 0 | 0 | 0.00 |
| 35 | The Karnataka bank | 0 | 0 | 0.00 | 0 | 0.00 | 0 | 0 | 0 | 0.00 |
| 36 | The South Indian Bank Ltd | 0 | 0 | 0.00 | 0 | 0.00 | 0 | 0 | 0 | 0.00 |
| 37 | Standard Chartered Bank | 0 | 0 | 0.00 | 0 | 0.00 | 0 | 0 | 0 | 0.00 |
| 38 | Yes Bank | 0 | 0 | 0.00 | 0 | 0.00 | 0 | 0 | 0 | 0.00 |
| 39 | Kotak Mahinda | 0 | 0 | 0.00 | 0 | 0.00 | 0 | 0 | 0 | 0.00 |
| 40 | Bhartiya Mahila Bank | 0 | 0 | 0.00 | 0 | 0.00 | 0 | 0 | 0 | 0.00 |
| 41 | BANDHAN BANK | 0 | 0 | 0.00 | 0 | 0.00 | 0 | 0 | 0 | 0.00 |
| G | Total Private Bank | 5 | 5 | 14.90 | 5 | 14.90 | 0 | 0 | 141 | 147.25 |
| H | Total All Bank (F+G) | 160 | 146 | 460.48 | 141 | 379.34 | 14 | 5 | 2108 | 3481.62 |

**INSURANCE SCHEME UNDER KCC / CROP LOAN
PROGRESS AS ON 30TH JUNE 2016**

(in Lacs)

| S. No. | Name of the Bank | Farmers Covered under Personal Accident insurance Scheme (PAIS) | | | | | | | |
|----------|-------------------------------|---|------------------|---------------------|---------------|-----------------|--------------|---------------|--------------|
| | | Farmer's Covered | | Lodgement of Claims | | Claims Setteled | | Claim Pending | |
| | | No. | Amt. | No. | Amt. | No. | Amt. | No. | Amt. |
| 1 | State Bank of India | 6552 | 26841.68 | 1406 | 55.01 | 1343 | 25.03 | 63 | 29.98 |
| 2 | Punjab National Bank | 7654 | 14635.08 | 0 | 0.00 | 0 | 0.00 | 0 | 0.00 |
| 3 | Bank of Baroda | 5770 | 15148.89 | 0 | 0.00 | 0 | 0.00 | 0 | 0.00 |
| A | Total Lead Banks | 19976 | 56625.65 | 1406 | 55.01 | 1343 | 25.03 | 63 | 29.98 |
| 4 | Oriental Bank of Comm. | 4264 | 9386.19 | 0 | 0.00 | 0 | 0.00 | 0 | 0.00 |
| 5 | Union Bank of India | 486 | 973.96 | 0 | 0.00 | 0 | 0.00 | 0 | 0.00 |
| 6 | Canara Bank | 714 | 1682.52 | 0 | 0.00 | 0 | 0.00 | 0 | 0.00 |
| 7 | Central Bank of India | 162 | 250.32 | 0 | 0.00 | 0 | 0.00 | 0 | 0.00 |
| 8 | Punjab & Sind Bank | 569 | 1660.15 | 0 | 0.00 | 0 | 0.00 | 0 | 0.00 |
| 9 | Allahabad Bank | 552 | 940.19 | 0 | 0.00 | 0 | 0.00 | 0 | 0.00 |
| 10 | UCO Bank | 2011 | 2686.76 | 0 | 0.00 | 0 | 0.00 | 0 | 0.00 |
| 11 | Indian Overseas Bank | 576 | 1000.50 | 0 | 0.00 | 0 | 0.00 | 0 | 0.00 |
| 12 | State Bank of Patiala | 61 | 375.00 | 0 | 0.00 | 0 | 0.00 | 0 | 0.00 |
| 13 | Bank of India | 1140 | 1493.49 | 0 | 0.00 | 0 | 0.00 | 0 | 0.00 |
| 14 | Syndicate Bank | 12 | 39.15 | 0 | 0.00 | 0 | 0.00 | 0 | 0.00 |
| 15 | Vijaya Bank | 75 | 164.00 | 0 | 0.00 | 0 | 0.00 | 0 | 0.00 |
| 16 | Corporation Bank | 81 | 245.06 | 0 | 0.00 | 0 | 0.00 | 0 | 0.00 |
| 17 | Andhra bank | 13 | 31.22 | 0 | 0.00 | 0 | 0.00 | 0 | 0.00 |
| 18 | Indian Bank | 0 | 0.00 | 0 | 0.00 | 0 | 0.00 | 0 | 0.00 |
| 19 | United Bank of India | 8 | 20.00 | 0 | 0.00 | 0 | 0.00 | 0 | 0.00 |
| 20 | State Bank of B & J | 0 | 0.00 | 0 | 0.00 | 0 | 0.00 | 0 | 0.00 |
| 21 | Bank of Maharashtra | 7 | 34.00 | 0 | 0.00 | 0 | 0.00 | 0 | 0.00 |
| 22 | Dena Bank | 25 | 25.23 | 0 | 0.00 | 0 | 0.00 | 0 | 0.00 |
| 23 | IDBI Bank | 92 | 330.78 | 0 | 0.00 | 0 | 0.00 | 0 | 0.00 |
| 24 | State Bank of Hyderabad | 0 | 0.00 | 0 | 0.00 | 0 | 0.00 | 0 | 0.00 |
| B | Total Non-Lead Banks | 10848 | 21338.52 | 0 | 0.00 | 0 | 0.00 | 0 | 0.00 |
| C | Total N. Banks (A + B) | 30824 | 77964.17 | 1406 | 55.01 | 1343 | 25.03 | 63 | 29.98 |
| 25 | Uttarakhand G.B | 11941 | 7012.43 | 2 | 100.00 | 1 | 50.00 | 1 | 50.00 |
| 26 | U.P. Gramin Bank | 234 | 283.01 | 0 | 0.00 | 0 | 0.00 | 0 | 0.00 |
| D | Total R.R.B. | 12175 | 7295.44 | 2 | 100.00 | 1 | 50.00 | 1 | 50.00 |
| 27 | Co-operative Bank | 1876 | 29335.66 | 0 | 0.00 | 0 | 0.00 | 0 | 0.00 |
| E | Total Cooperative | 1876 | 29335.66 | 0 | 0.00 | 0 | 0.00 | 0 | 0.00 |
| F | Total (C+D+E) | 44875 | 114595.27 | 1408 | 155.01 | 1344 | 75.03 | 64 | 79.98 |
| 28 | Nainital Bank | 1238 | 3049.61 | 0 | 0.00 | 0 | 0.00 | 0 | 0.00 |
| 29 | Axis Bank | 2471 | 374.91 | 0 | 0.00 | 0 | 0.00 | 0 | 0.00 |
| 30 | ICICI bank | 0 | 0.00 | 0 | 0.00 | 0 | 0.00 | 0 | 0.00 |
| 31 | HDFC Bank | 477 | 3731.79 | 0 | 0.00 | 0 | 0.00 | 0 | 0.00 |
| 32 | The J & K Bank | 0 | 0.00 | 0 | 0.00 | 0 | 0.00 | 0 | 0.00 |
| 33 | Fedral Bank Ltd | 0 | 0.00 | 0 | 0.00 | 0 | 0.00 | 0 | 0.00 |
| 34 | IndusInd Bank | 0 | 0.00 | 0 | 0.00 | 0 | 0.00 | 0 | 0.00 |
| 35 | The Karnataka bank | 1 | 2.90 | 0 | 0.00 | 0 | 0.00 | 0 | 0.00 |
| 36 | The South Indian Bank Ltd | 0 | 0.00 | 0 | 0.00 | 0 | 0.00 | 0 | 0.00 |
| 37 | Standard Chartered Bank | 0 | 0.00 | 0 | 0.00 | 0 | 0.00 | 0 | 0.00 |
| 38 | Yes Bank | 10 | 711.00 | 0 | 0.00 | 0 | 0.00 | 0 | 0.00 |
| 39 | Kotak Mahinda | 0 | 0.00 | 0 | 0.00 | 0 | 0.00 | 0 | 0.00 |
| 40 | Bhartiya Mahila Bank | 0 | 0.00 | 0 | 0.00 | 0 | 0.00 | 0 | 0.00 |
| 41 | BANDHAN BANK | 0 | 0.00 | 0 | 0.00 | 0 | 0.00 | 0 | 0.00 |
| G | Total Private Bank | 4197 | 7870.21 | 0 | 0.00 | 0 | 0.00 | 0 | 0.00 |
| H | Total All Bank (F+G) | 49072 | 122465.48 | 1408 | 155.01 | 1344 | 75.03 | 64 | 79.98 |

PRADHAN MANTRI FASAL BIMA YOJANA (PMFBY)

Implementing Agency : Agriculture Insurance Company of India Limited, Dehradun, U.K.

As on 30th June, 2016

(in Lacs)

| S. No. | Name of the Bank | Total Crop loan Disbursed | Crop Loan Insured for notified crops | No. of Farmers Insured | Premium Collected | Claim Disbursed | Farmer Benefitted |
|----------|-------------------------------|---------------------------|--------------------------------------|------------------------|-------------------|-----------------|-------------------|
| | | Amt. | Amt. | No. | Amt. | Amt. | No. |
| 1 | State Bank of India | 24714.70 | 2640.46 | 3813 | 26.50 | 0.00 | 0 |
| 2 | Punjab National Bank | 8206.74 | 880.17 | 2803 | 13.45 | 0.00 | 0 |
| 3 | Bank of Baroda | 2285.51 | 1238.10 | 1277 | 12.00 | 0.00 | 0 |
| A | Total Lead Banks | 35206.95 | 4758.74 | 7893 | 51.95 | 0.00 | 0 |
| 4 | Oriental Bank of Comm. | 1659.37 | 8.16 | 40 | 0.13 | 0.00 | 0 |
| 5 | Union Bank of India | 838.23 | 57.46 | 116 | 0.72 | 0.00 | 0 |
| 6 | Canara Bank | 350.15 | 32.79 | 140 | 0.64 | 0.00 | 0 |
| 7 | Central Bank of India | 250.24 | 20.69 | 58 | 0.41 | 0.00 | 0 |
| 8 | Punjab & Sind Bank | 839.32 | 68.48 | 80 | 0.74 | 0.00 | 0 |
| 9 | Allahabad Bank | 180.19 | 83.46 | 100 | 1.04 | 0.00 | 0 |
| 10 | UCO Bank | 2686.76 | 116.44 | 166 | 1.14 | 0.00 | 0 |
| 11 | Indian Overseas Bank | 1828.59 | 5.02 | 8 | 0.05 | 0.00 | 0 |
| 12 | State Bank of Patiala | 28.32 | 62.86 | 150 | 1.13 | 0.00 | 0 |
| 13 | Bank of India | 1117.40 | 271.15 | 385 | 2.57 | 0.00 | 0 |
| 14 | Syndicate Bank | 1035.70 | 0.00 | 0 | 0.00 | 0.00 | 0 |
| 15 | Vijaya Bank | 30.00 | 0.00 | 0 | 0.00 | 0.00 | 0 |
| 16 | Corporation Bank | 243.85 | 0.00 | 0 | 0.00 | 0.00 | 0 |
| 17 | Andhra bank | 33.35 | 6.21 | 12 | 0.06 | 0.00 | 0 |
| 18 | Indian Bank | 160.13 | 0.00 | 0 | 0.00 | 0.00 | 0 |
| 19 | United Bank of India | 291.70 | 0.00 | 0 | 0.00 | 0.00 | 0 |
| 20 | State Bank of B & J | 0.00 | 0.00 | 0 | 0.00 | 0.00 | 0 |
| 21 | Bank of Maharashtra | 12.00 | 0.00 | 0 | 0.00 | 0.00 | 0 |
| 22 | Dena Bank | 433.00 | 54.66 | 76 | 0.52 | 0.00 | 0 |
| 23 | IDBI Bank | 276.10 | 0.00 | 0 | 0.00 | 0.00 | 0 |
| 24 | State Bank of Hyderabad | 0.00 | 0.00 | 0 | 0.00 | 0.00 | 0 |
| B | Total Non-Lead Banks | 12294.40 | 787.38 | 1331 | 9.14 | 0.00 | 0 |
| C | Total N. Banks (A + B) | 47501.35 | 5546.11 | 9224 | 61.09 | 0.00 | 0 |
| 25 | Uttarakhand G.B | 725.01 | 144.68 | 369 | 1.69 | 0.00 | 0 |
| 26 | U.P. Gramin Bank | 283.00 | 0.00 | 0 | 0.00 | 0.00 | 0 |
| D | Total R.R.B. | 1008.01 | 144.68 | 369 | 1.69 | 0.00 | 0 |
| 27 | Co-operative Bank | 30833.54 | 13829.02 | 27783 | 146.66 | 0.00 | 0 |
| E | Total Cooperative | 30833.54 | 13829.02 | 27783 | 146.66 | 0.00 | 0 |
| F | Total (C+D+E) | 79342.90 | 19519.81 | 37376 | 209.45 | 0.00 | 0 |
| 28 | Nainital Bank | 363.50 | 0.00 | 0 | 0.00 | 0.00 | 0 |
| 29 | Axis Bank | 43.20 | 0.00 | 0 | 0.00 | 0.00 | 0 |
| 30 | ICICI bank | 1912.61 | 0.00 | 0 | 0.00 | 0.00 | 0 |
| 31 | HDFC Bank | 3731.79 | 0.00 | 0 | 0.00 | 0.00 | 0 |
| 32 | The J & K Bank | 0.00 | 0.00 | 0 | 0.00 | 0.00 | 0 |
| 33 | Fedral Bank Ltd | 0.00 | 0.00 | 0 | 0.00 | 0.00 | 0 |
| 34 | IndusInd Bank | 0.00 | 0.00 | 0 | 0.00 | 0.00 | 0 |
| 35 | The Karnataka bank | 2.90 | 0.00 | 0 | 0.00 | 0.00 | 0 |
| 36 | The South Indian Bank Ltd | 0.00 | 0.00 | 0 | 0.00 | 0.00 | 0 |
| 37 | ING Vasya | 0.00 | 0.00 | 0 | 0.00 | 0.00 | 0 |
| 38 | Standard Chartered Bank | 171.55 | 0.00 | 0 | 0.00 | 0.00 | 0 |
| 39 | Yes Bank | 669.50 | 0.00 | 0 | 0.00 | 0.00 | 0 |
| 40 | Kotak Mahinda | 0.00 | 0.00 | 0 | 0.00 | 0.00 | 0 |
| 41 | Bhartiya Mahila Bank | 0.00 | 0.00 | 0 | 0.00 | 0.00 | 0 |
| G | Total Private Bank | 6895.05 | 0.00 | 0 | 0.00 | 0.00 | 0 |
| H | Total All Bank (F+G) | 86237.95 | 19519.81 | 37376 | 209.45 | 0.00 | 0 |

RESTRUCTURED WEATHER BASED CROP INSURANCE SCHEME (Re-WBCIS)

Implementing Agency : Agriculture Insurance Company of India Limited, Dehradun, U.A.

AS ON 30th June 2016

(in Lacs)

| S. No. | Name of the Bank | Total Crop loan Disbursed | Crop Loan Insured for notified crops | No. of Farmers Insured | Premium Collected | Claim Disbursed | Farmer Benefitted |
|----------|-------------------------------|---------------------------|--------------------------------------|------------------------|-------------------|-----------------|-------------------|
| | | Amt. | Amt. | No. | Amt. | Amt. | No. |
| 1 | State Bank of India | 24714.70 | 614.73 | 2386 | 30.74 | 0.00 | 0 |
| 2 | Punjab National Bank | 8206.74 | 411.62 | 1560 | 20.58 | 0.00 | 0 |
| 3 | Bank of Baroda | 2285.51 | 1.27 | 4 | 0.06 | 0.00 | 0 |
| A | Total Lead Banks | 35206.95 | 1027.62 | 3950 | 51.38 | 0.00 | 0 |
| 4 | Oriental Bank of Comm. | 1659.37 | 2.00 | 4 | 0.03 | 0.00 | 0 |
| 5 | Union Bank of India | 838.23 | 11.68 | 61 | 0.58 | 0.00 | 0 |
| 6 | Canara Bank | 350.15 | 0.72 | 1 | 0.04 | 0.00 | 0 |
| 7 | Central Bank of India | 250.24 | 0.00 | 0 | 0.00 | 0.00 | 0 |
| 8 | Punjab & Sind Bank | 839.32 | 0.00 | 0 | 0.00 | 0.00 | 0 |
| 9 | Allahabad Bank | 180.19 | 0.00 | 0 | 0.00 | 0.00 | 0 |
| 10 | UCO Bank | 2686.76 | 0.50 | 1 | 0.03 | 0.00 | 0 |
| 11 | Indian Overseas Bank | 1828.59 | 0.00 | 0 | 0.00 | 0.00 | 0 |
| 12 | State Bank of Patiala | 28.32 | 3.57 | 30 | 0.18 | 0.00 | 0 |
| 13 | Bank of India | 1117.40 | 0.00 | 0 | 0.00 | 0.00 | 0 |
| 14 | Syndicate Bank | 1035.70 | 0.00 | 0 | 0.00 | 0.00 | 0 |
| 15 | Vijaya Bank | 30.00 | 0.00 | 0 | 0.00 | 0.00 | 0 |
| 16 | Corporation Bank | 243.85 | 0.36 | 1 | 0.02 | 0.00 | 0 |
| 17 | Andhra bank | 33.35 | 0.00 | 0 | 0.00 | 0.00 | 0 |
| 18 | Indian Bank | 160.13 | 0.00 | 0 | 0.00 | 0.00 | 0 |
| 19 | United Bank of India | 291.70 | 0.00 | 0 | 0.00 | 0.00 | 0 |
| 20 | State Bank of B & J | 0.00 | 0.00 | 0 | 0.00 | 0.00 | 0 |
| 21 | Bank of Maharashtra | 12.00 | 0.00 | 0 | 0.00 | 0.00 | 0 |
| 22 | Dena Bank | 433.00 | 0.00 | 0 | 0.00 | 0.00 | 0 |
| 23 | IDBI Bank | 276.10 | 2.21 | 11 | 0.11 | 0.00 | 0 |
| 24 | State Bank of Hyderabad | 0.00 | 0.00 | 0 | 0.00 | 0.00 | 0 |
| B | Total Non-Lead Banks | 12294.40 | 21.04 | 109 | 0.99 | 0.00 | 0 |
| C | Total N. Banks (A + B) | 47501.35 | 1048.66 | 4059 | 52.37 | 0.00 | 0 |
| 25 | Uttarakhand G.B | 725.01 | 464.99 | 2432 | 23.25 | 0.00 | 0 |
| 26 | U.P. Gramin Bank | 283.00 | 0.00 | 0 | 0.00 | 0.00 | 0 |
| D | Total R.R.B. | 1008.01 | 464.99 | 2432 | 23.25 | 0.00 | 0 |
| 27 | Co-operative Bank | 30833.54 | 1130.35 | 3062 | 56.51 | 0.00 | 0 |
| E | Total Cooperative | 30833.54 | 1130.35 | 3062 | 56.51 | 0.00 | 0 |
| F | Total (C+D+E) | 79342.90 | 2644.00 | 9553 | 132.13 | 0.00 | 0 |
| 28 | Nainital Bank | 363.50 | 0.00 | 0 | 0.00 | 0.00 | 0 |
| 29 | Axis Bank | 43.20 | 0.00 | 0 | 0.00 | 0.00 | 0 |
| 30 | ICICI bank | 1912.61 | 0.00 | 0 | 0.00 | 0.00 | 0 |
| 31 | HDFC Bank | 3731.79 | 0.00 | 0 | 0.00 | 0.00 | 0 |
| 32 | The J & K Bank | 0.00 | 0.00 | 0 | 0.00 | 0.00 | 0 |
| 33 | Fedral Bank Ltd | 0.00 | 0.00 | 0 | 0.00 | 0.00 | 0 |
| 34 | IndusInd Bank | 0.00 | 0.00 | 0 | 0.00 | 0.00 | 0 |
| 35 | The Karnataka bank | 2.90 | 0.00 | 0 | 0.00 | 0.00 | 0 |
| 36 | The South Indian Bank Ltd | 0.00 | 0.00 | 0 | 0.00 | 0.00 | 0 |
| 37 | ING Vasya | 0.00 | 0.00 | 0 | 0.00 | 0.00 | 0 |
| 38 | Standard Chartered Bank | 171.55 | 0.00 | 0 | 0.00 | 0.00 | 0 |
| 39 | Yes Bank | 669.50 | 0.00 | 0 | 0.00 | 0.00 | 0 |
| G | Total Private Bank | 6895.05 | 0.00 | 0 | 0.00 | 0.00 | 0 |
| H | Total All Bank (F+G) | 86237.95 | 2644.00 | 9553 | 132.13 | 0.00 | 0 |

PROGRESS UNDER DIRECT SHG'S LINKAGE WITH BANKS

FROM 01.04.2016 TO 30.06.2016

(in Lacs)

| S. No. | Name of the Bank | NUMBER OF SELF HELP GROUPS-SAVING BANK A/C | | | | | | | Out of total outstanding women beneficiaries | |
|----------|-------------------------------|--|---------------|-----------------------------|--------------------|----------------|-------------------|----------------|--|----------------|
| | | Groups formed | | Eligible for linkage No. | Linked & Disbursed | | Total Outstanding | | No. | Amt. |
| | | No. | Savings | | No. | Amt. | No. | Amt. | | |
| 1 | State Bank of India | 573 | 133.18 | 259 | 243 | 150.00 | 576 | 674.78 | 184 | 136.89 |
| 2 | Punjab National Bank | 516 | 14.14 | 442 | 340 | 127.23 | 670 | 350.43 | 161 | 48.17 |
| 3 | Bank of Baroda | 3 | 1.26 | 2 | 2 | 2.26 | 560 | 322.77 | 126 | 90.77 |
| A | Total Lead Banks | 1092 | 148.58 | 703 | 585 | 279.49 | 1806 | 1347.98 | 471 | 275.83 |
| 4 | Oriental Bank of Comm. | 1 | 0.00 | 1 | 1 | 3.00 | 112 | 87.32 | 112 | 87.32 |
| 5 | Union Bank of India | 12 | 14.25 | 12 | 12 | 12.75 | 766 | 540.32 | 382 | 100.53 |
| 6 | Canara Bank | 17 | 0.00 | 16 | 5 | 16.00 | 318 | 349.54 | 2 | 12.00 |
| 7 | Central Bank of India | 0 | 0.00 | 0 | 0 | 0.00 | 26 | 8.32 | 0 | 0.00 |
| 8 | Punjab & Sind Bank | 0 | 0.00 | 0 | 0 | 0.00 | 0 | 0.00 | 0 | 0.00 |
| 9 | Allahabad Bank | 0 | 0.00 | 0 | 0 | 0.00 | 325 | 131.01 | 281 | 113.74 |
| 10 | UCO Bank | 109 | 7.08 | 109 | 32 | 8.20 | 32 | 8.20 | 31 | 2.58 |
| 11 | Indian Overseas Bank | 20 | 21.86 | 3 | 3 | 2.00 | 3 | 4.00 | 3 | 4.00 |
| 12 | State Bank of Patiala | 0 | 0.00 | 0 | 0 | 0.00 | 23 | 1.28 | 0 | 0.00 |
| 13 | Bank of India | 24 | 4.35 | 8 | 8 | 4.00 | 18 | 9.11 | 11 | 17.11 |
| 14 | Syndicate Bank | 0 | 0.00 | 3 | 2 | 0.35 | 5 | 0.57 | 2 | 0.50 |
| 15 | Vijaya Bank | 0 | 0.00 | 0 | 0 | 0.00 | 0 | 0.00 | 0 | 0.00 |
| 16 | Corporation Bank | 0 | 0.00 | 0 | 0 | 0.00 | 0 | 0.00 | 0 | 0.00 |
| 17 | Andhra bank | 0 | 0.00 | 0 | 0 | 0.00 | 0 | 0.00 | 0 | 0.00 |
| 18 | Indian Bank | 0 | 0.00 | 0 | 0 | 0.00 | 2 | 0.65 | 2 | 0.65 |
| 19 | United Bank of India | 0 | 0.00 | 0 | 0 | 0.00 | 0 | 0.00 | 0 | 0.00 |
| 20 | State Bank of B & J | 0 | 0.00 | 0 | 0 | 0.00 | 0 | 0.00 | 0 | 0.00 |
| 21 | Bank of Maharashtra | 0 | 0.00 | 0 | 0 | 0.00 | 0 | 0.00 | 0 | 0.00 |
| 22 | Dena Bank | 5 | 0.65 | 2 | 2 | 1.00 | 9 | 12.00 | 7 | 11.00 |
| 23 | IDBI Bank | 92 | 0.96 | 92 | 91 | 195.06 | 91 | 189.29 | 74 | 158.96 |
| 24 | State Bank of Hyderabad | 0 | 0.00 | 0 | 0 | 0.00 | 0 | 0.00 | 0 | 0.00 |
| B | Total Non-Lead Banks | 280 | 49.15 | 246 | 156 | 242.36 | 1730 | 1341.61 | 907 | 508.39 |
| C | Total N. Banks (A + B) | 1372 | 197.73 | 949 | 741 | 521.85 | 3536 | 2689.59 | 1378 | 784.22 |
| 25 | Uttarakhand G.B | 1294 | 116.05 | 328 | 278 | 582.43 | 1967 | 1974.48 | 1715 | 325.39 |
| 26 | U.P. Gramin Bank | 0 | 0.00 | 0 | 0 | 0.00 | 0 | 0.00 | 0 | 0.00 |
| D | Total R.R.B. | 1294 | 116.05 | 328 | 278 | 582.43 | 1967 | 1974.48 | 1715 | 325.39 |
| 27 | Co-operative Bank | 0 | 0.00 | 0 | 29 | 30.48 | 264 | 137.87 | 0 | 0.00 |
| E | Total Cooperative | 0 | 0.00 | 0 | 29 | 30.48 | 264 | 137.87 | 0 | 0.00 |
| F | Total (C+D+E) | 2666 | 313.78 | 1277 | 1048 | 1134.76 | 5767 | 4801.94 | 3093 | 1109.61 |
| 28 | Nainital Bank | 0 | 0.00 | 0 | 0 | 0.00 | 0 | 0.00 | 0 | 0.00 |
| 29 | Axis Bank | 0 | 0.00 | 0 | 0 | 0.00 | 0 | 0.00 | 0 | 0.00 |
| 30 | ICICI bank | 0 | 0.00 | 2 | 1 | 22.00 | 0 | 0.00 | 0 | 0.00 |
| 31 | HDFC Bank | 0 | 0.00 | 0 | 0 | 0.00 | 1 | 0.11 | 0 | 0.00 |
| 32 | The J & K Bank | 0 | 0.00 | 0 | 0 | 0.00 | 0 | 0.00 | 0 | 0.00 |
| 33 | Fedral Bank Ltd | 0 | 0.00 | 0 | 0 | 0.00 | 0 | 0.00 | 0 | 0.00 |
| 34 | IndusInd Bank | 0 | 0.00 | 0 | 0 | 0.00 | 0 | 0.00 | 0 | 0.00 |
| 35 | The Karnataka bank | 0 | 0.00 | 0 | 0 | 0.00 | 0 | 0.00 | 0 | 0.00 |
| 36 | The South Indian Bank Ltd | 0 | 0.00 | 0 | 0 | 0.00 | 0 | 0.00 | 0 | 0.00 |
| 37 | Standard Chartered Bank | 0 | 0.00 | 0 | 0 | 0.00 | 0 | 0.00 | 0 | 0.00 |
| 38 | Yes Bank | 639 | 41.08 | 22 | 18 | 106.05 | 358 | 520.42 | 0 | 0.00 |
| 39 | Kotak Mahinda | 0 | 0.00 | 0 | 0 | 0.00 | 0 | 0.00 | 0 | 0.00 |
| 40 | Bhartiya Mahila Bank | 105 | 313.00 | 22 | 19 | 13.50 | 105 | 118.20 | 105 | 118.20 |
| 41 | BANDHAN BANK | 0 | 0.00 | 0 | 0 | 0.00 | 0 | 0.00 | 0 | 0.00 |
| G | Total Private Bank | 744 | 354.08 | 46 | 38 | 141.55 | 464 | 638.73 | 105 | 118.20 |
| H | Total All Bank (F+G) | 3410 | 667.86 | 1323 | 1086 | 1276.31 | 6231 | 5440.67 | 3198 | 1227.81 |

SME CREDIT CARD & MICRO, SMALL & MEDIUM ENTERPRISES

FROM 01.04.2016 TO 30.06.2016

(in Lacs)

| S. No. | Name of the Bank | SCC (upto 25000/-) | | | | | ACC (25001/- to 2 lacs) | | | | |
|----------|-------------------------------|--------------------|--------------|----------------|------------------------------------|----------------|-------------------------|--------------|----------------|------------------------------------|----------------|
| | | Yearly Targets | Disbursement | | Total Outstanding as on 30.06.2016 | | Yearly Targets | Disbursement | | Total Outstanding as on 30.06.2016 | |
| | | | No. | Amt. | No. | Amt. | | No. | Amt. | No. | Amt. |
| 1 | State Bank of India | 2400 | 227 | 832.12 | 1618 | 2136.30 | 85 | 306 | 540.74 | 1747 | 2999.24 |
| 2 | Punjab National Bank | 1310 | 98 | 24.50 | 96 | 24.50 | 0 | 0 | 0.00 | 0 | 0.00 |
| 3 | Bank of Baroda | 535 | 0 | 0.00 | 0 | 0.00 | 0 | 0 | 0.00 | 1 | 1.01 |
| A | Total Lead Banks | 4245 | 325 | 856.62 | 1714 | 2160.80 | 85 | 306 | 540.74 | 1748 | 3000.25 |
| 4 | Oriental Bank of Comm. | 420 | 338 | 68.12 | 338 | 49.43 | 0 | 1584 | 1188.59 | 1584 | 988.70 |
| 5 | Union Bank of India | 350 | 0 | 0.00 | 4 | 0.70 | 0 | 0 | 0.00 | 30 | 26.27 |
| 6 | Canara Bank | 265 | 462 | 73.71 | 2 | 0.49 | 0 | 188 | 194.18 | 135 | 293.69 |
| 7 | Central Bank of India | 215 | 0 | 0.00 | 0 | 0.00 | 0 | 0 | 0.00 | 39 | 22.10 |
| 8 | Punjab & Sind Bank | 180 | 0 | 0.00 | 0 | 0.00 | 0 | 0 | 0.00 | 0 | 0.00 |
| 9 | Allahabad Bank | 195 | 13 | 2.60 | 178 | 41.54 | 0 | 64 | 93.00 | 462 | 362.65 |
| 10 | UCO Bank | 175 | 0 | 0.00 | 2 | 13.06 | 0 | 0 | 0.00 | 0 | 0.00 |
| 11 | Indian Overseas Bank | 190 | 8 | 5.32 | 27 | 22.24 | 0 | 38 | 39.29 | 215 | 471.97 |
| 12 | State Bank of Patiala | 130 | 69 | 11.65 | 69 | 11.65 | 0 | 222 | 207.64 | 222 | 207.64 |
| 13 | Bank of India | 175 | 145 | 48.15 | 144 | 48.58 | 0 | 12 | 11.56 | 59 | 58.80 |
| 14 | Syndicate Bank | 145 | 0 | 0.00 | 0 | 0.00 | 0 | 0 | 0.00 | 0 | 0.00 |
| 15 | Vijaya Bank | 25 | 0 | 0.00 | 0 | 0.00 | 0 | 0 | 0.00 | 0 | 0.00 |
| 16 | Corporation Bank | 45 | 0 | 0.00 | 0 | 0.00 | 0 | 0 | 0.00 | 0 | 0.00 |
| 17 | Andhra bank | 0 | 0 | 0.00 | 0 | 0.00 | 0 | 0 | 0.00 | 0 | 0.00 |
| 18 | Indian Bank | 0 | 0 | 0.00 | 0 | 0.00 | 0 | 0 | 0.00 | 0 | 0.00 |
| 19 | United Bank of India | 35 | 0 | 0.00 | 0 | 0.00 | 0 | 0 | 0.00 | 0 | 0.00 |
| 20 | State Bank of B & J | 0 | 0 | 0.00 | 0 | 0.00 | 0 | 0 | 0.00 | 0 | 0.00 |
| 21 | Bank of Maharashtra | 0 | 0 | 0.00 | 0 | 0.00 | 0 | 0 | 0.00 | 0 | 0.00 |
| 22 | Dena Bank | 0 | 0 | 0.00 | 0 | 0.00 | 0 | 0 | 0.00 | 0 | 0.00 |
| 23 | IDBI Bank | 0 | 19 | 19.00 | 91 | 33.66 | 0 | 275 | 246.79 | 909 | 672.91 |
| 24 | State Bank of Hyderabad | 0 | 0 | 0.00 | 0 | 0.00 | 0 | 0 | 0.00 | 0 | 0.00 |
| B | Total Non-Lead Banks | 2545 | 1054 | 228.55 | 855 | 221.35 | 0 | 2383 | 1981.05 | 3655 | 3104.73 |
| C | Total N. Banks (A + B) | 6790 | 1379 | 1085.17 | 2569 | 2382.15 | 85 | 2689 | 2521.79 | 5403 | 6104.98 |
| 25 | Uttarakhand G.B | 2000 | 21 | 10.05 | 1773 | 652.80 | 0 | 0 | 0.00 | 0 | 0.00 |
| 26 | U.P. Gramin Bank | 0 | 24 | 11.50 | 133 | 51.21 | 0 | 0 | 0.00 | 3 | 2.00 |
| D | Total R.R.B. | 2000 | 45 | 21.55 | 1906 | 704.01 | 0 | 0 | 0.00 | 3 | 2.00 |
| 27 | Co-operative Bank | 4500 | 153 | 548.61 | 1206 | 429.00 | 0 | 0 | 0.00 | 0 | 0.00 |
| E | Total Cooperative | 4500 | 153 | 548.61 | 1206 | 429.00 | 0 | 0 | 0.00 | 0 | 0.00 |
| F | Total (C+D+E) | 13290 | 1577 | 1655.33 | 5681 | 3515.16 | 85 | 2689 | 2521.79 | 5406 | 6106.98 |
| 28 | Nainital Bank | 390 | 0 | 0.00 | 407 | 139.29 | 0 | 0 | 0.00 | 0 | 0.00 |
| 29 | Axis Bank | 70 | 0 | 0.00 | 0 | 0.00 | 0 | 0 | 0.00 | 0 | 0.00 |
| 30 | ICICI bank | 145 | 0 | 0.00 | 0 | 0.00 | 0 | 0 | 0.00 | 0 | 0.00 |
| 31 | HDFC Bank | 105 | 0 | 0.00 | 0 | 0.00 | 0 | 0 | 0.00 | 0 | 0.00 |
| 32 | The J & K Bank | 0 | 0 | 0.00 | 0 | 0.00 | 0 | 0 | 0.00 | 0 | 0.00 |
| 33 | Fedral Bank Ltd | 0 | 0 | 0.00 | 0 | 0.00 | 0 | 0 | 0.00 | 0 | 0.00 |
| 34 | IndusInd Bank | 0 | 0 | 0.00 | 0 | 0.00 | 0 | 0 | 0.00 | 0 | 0.00 |
| 35 | The Karnataka bank | 0 | 0 | 0.00 | 0 | 0.00 | 0 | 0 | 0.00 | 0 | 0.00 |
| 36 | The South Indian Bank Lt | 0 | 0 | 0.00 | 0 | 0.00 | 0 | 0 | 0.00 | 0 | 0.00 |
| 37 | Standard Chartered Bank | 0 | 0 | 0.00 | 0 | 0.00 | 0 | 0 | 0.00 | 0 | 0.00 |
| 38 | Yes Bank | 0 | 0 | 0.00 | 0 | 0.00 | 0 | 0 | 0.00 | 0 | 0.00 |
| 39 | Kotak Mahinda | 0 | 0 | 0.00 | 0 | 0.00 | 0 | 0 | 0.00 | 0 | 0.00 |
| 40 | Bhartiya Mahila Bank | 0 | 0 | 0.00 | 0 | 0.00 | 0 | 0 | 0.00 | 0 | 0.00 |
| 41 | BANDHAN BANK | 0 | 0 | 0.00 | 0 | 0.00 | 0 | 0 | 0.00 | 0 | 0.00 |
| G | Total Private Bank | 710 | 0 | 0.00 | 407 | 139.29 | 0 | 0 | 0.00 | 0 | 0.00 |
| H | Total All Bank (F+G) | 14000 | 1577 | 1655.33 | 6088 | 3654.45 | 85 | 2689 | 2521.79 | 5406 | 6106.98 |

ALL TYPES OF HOUSING SCHEME PROGRESS

FROM 01.04.2016 TO 30.06.2016

(in Lacs)

| S. No. | Name of the Bank | Application upto Rs. 20 Lacs | | | | | |
|----------|-------------------------------|------------------------------|-----------------|---------------------------|-----------------|------------------------------------|------------------|
| | | Sanctioned During the year | | Disbursed During the year | | Total Outstanding as on 30.06.2016 | |
| | | No. | Amt. | No. | Amt. | No. | Amt. |
| 1 | State Bank of India | 1382 | 13475.42 | 1377 | 11648.22 | 34769 | 178786.39 |
| 2 | Punjab National Bank | 1641 | 10684.62 | 1837 | 9437.16 | 14395 | 33358.43 |
| 3 | Bank of Baroda | 75 | 777.52 | 75 | 777.52 | 5142 | 16842.65 |
| A | Total Lead Banks | 3098 | 24937.56 | 3289 | 21862.90 | 54306 | 228987.47 |
| 4 | Oriental Bank of Comm. | 122 | 1252.44 | 122 | 687.70 | 5217 | 23257.36 |
| 5 | Union Bank of India | 72 | 794.46 | 235 | 852.42 | 3602 | 16351.38 |
| 6 | Canara Bank | 0 | 0.00 | 1654 | 7913.77 | 2867 | 12512.93 |
| 7 | Central Bank of India | 31 | 331.32 | 31 | 331.32 | 5763 | 9050.13 |
| 8 | Punjab & Sind Bank | 56 | 434.67 | 56 | 311.29 | 2283 | 9541.75 |
| 9 | Allahabad Bank | 100 | 1602.00 | 163 | 1345.40 | 2444 | 14906.20 |
| 10 | UCO Bank | 50 | 340.97 | 47 | 137.75 | 1245 | 8773.71 |
| 11 | Indian Overseas Bank | 106 | 963.95 | 90 | 718.55 | 1371 | 10067.73 |
| 12 | State Bank of Patiala | 196 | 1485.63 | 196 | 1485.63 | 1683 | 10363.87 |
| 13 | Bank of India | 151 | 1401.50 | 206 | 1262.66 | 1296 | 7597.42 |
| 14 | Syndicate Bank | 46 | 267.44 | 46 | 195.46 | 1469 | 8637.84 |
| 15 | Vijaya Bank | 20 | 231.00 | 20 | 147.00 | 341 | 2547.89 |
| 16 | Corporation Bank | 31 | 237.00 | 31 | 237.00 | 780 | 5204.44 |
| 17 | Andhra bank | 22 | 217.54 | 22 | 217.54 | 619 | 4742.00 |
| 18 | Indian Bank | 5 | 40.00 | 5 | 49.00 | 162 | 1160.80 |
| 19 | United Bank of India | 11 | 118.00 | 5 | 44.00 | 294 | 4025.00 |
| 20 | State Bank of B & J | 8 | 69.04 | 8 | 69.04 | 142 | 1057.74 |
| 21 | Bank of Maharashtra | 19 | 330.00 | 14 | 168.00 | 248 | 1530.63 |
| 22 | Dena Bank | 13 | 203.90 | 9 | 68.30 | 433 | 2575.50 |
| 23 | IDBI Bank | 112 | 898.84 | 109 | 704.68 | 394 | 2417.05 |
| 24 | State Bank of Hyderabad | 0 | 0.00 | 19 | 116.00 | 131 | 1185.09 |
| B | Total Non-Lead Banks | 1171 | 11219.70 | 3088 | 17062.51 | 32784 | 157506.46 |
| C | Total N. Banks (A + B) | 4269 | 36157.26 | 6377 | 38925.41 | 87090 | 386493.93 |
| 25 | Uttarakhand G.B | 627 | 6262.90 | 987 | 6141.41 | 8472 | 32623.79 |
| 26 | U.P. Gramin Bank | 0 | 0.00 | 0 | 0.00 | 1 | 0.00 |
| D | Total R.R.B. | 627 | 6262.90 | 987 | 6141.41 | 8473 | 32623.79 |
| 27 | Co-operative Bank | 305 | 2614.01 | 328 | 2792.25 | 9291 | 44575.53 |
| E | Total Cooperative | 305 | 2614.01 | 328 | 2792.25 | 9291 | 44575.53 |
| F | Total (C+D+E) | 5201 | 45034.17 | 7692 | 47859.07 | 104854 | 463693.25 |
| 28 | Nainital Bank | 73 | 905.41 | 73 | 676.05 | 2022 | 4912.66 |
| 29 | Axis Bank | 6 | 46.38 | 6 | 46.38 | 8 | 61.23 |
| 30 | ICICI bank | 0 | 0.00 | 0 | 0.00 | 1408 | 22354.00 |
| 31 | HDFC Bank | 281 | 201.47 | 281 | 201.47 | 5422 | 32149.24 |
| 32 | The J & K Bank | 5 | 68.50 | 5 | 68.50 | 129 | 1031.33 |
| 33 | Fedral Bank Ltd | 0 | 0.00 | 1 | 580.50 | 1 | 652.00 |
| 34 | IndusInd Bank | 0 | 0.00 | 0 | 0.00 | 0 | 0.00 |
| 35 | The Karnataka bank | 36 | 305.80 | 8 | 70.48 | 109 | 692.91 |
| 36 | The South Indian Bank Ltd | 1 | 11.00 | 1 | 20.00 | 1 | 20.00 |
| 37 | Standard Chartered Bank | 0 | 0.00 | 0 | 0.00 | 0 | 0.00 |
| 38 | Yes Bank | 0 | 0.00 | 0 | 0.00 | 3 | 42.00 |
| 39 | Kotak Mahinda | 0 | 0.00 | 0 | 0.00 | 6 | 232.42 |
| 40 | Bhartiya Mahila Bank | 2 | 32.00 | 2 | 32.00 | 12 | 105.73 |
| 41 | BANDHAN BANK | 0 | 0.00 | 0 | 0.00 | 0 | 0.00 |
| G | Total Private Bank | 404 | 1570.56 | 377 | 1695.38 | 9121 | 62253.52 |
| H | Total All Bank (F+G) | 5605 | 46604.73 | 8069 | 49554.45 | 113975 | 525946.77 |

Contd.

(in Lacs)

| S. No. | Name of the Bank | Application Above Rs. 20 Lacs | | | | | |
|----------|-------------------------------|-------------------------------|-----------------|---------------------------|-----------------|------------------------------|------------------|
| | | Sanctioned During the year | | Disbursed During the year | | Outstanding as on 30.06.2016 | |
| | | No. | Amt. | No. | Amt. | No. | Amt. |
| 1 | State Bank of India | 150 | 4223.43 | 137 | 2988.08 | 14313 | 131987.06 |
| 2 | Punjab National Bank | 871 | 8330.24 | 994 | 7387.02 | 3449 | 25691.90 |
| 3 | Bank of Baroda | 15 | 381.54 | 15 | 381.54 | 1619 | 16175.70 |
| A | Total Lead Banks | 1036 | 12935.21 | 1146 | 10756.64 | 19381 | 173854.66 |
| 4 | Oriental Bank of Comm. | 63 | 1361.07 | 63 | 940.11 | 873 | 12995.05 |
| 5 | Union Bank of India | 11 | 272.90 | 148 | 869.24 | 3425 | 22021.69 |
| 6 | Canara Bank | 0 | 0.00 | 0 | 0.00 | 730 | 11073.79 |
| 7 | Central Bank of India | 7 | 195.62 | 7 | 195.62 | 132 | 3780.82 |
| 8 | Punjab & Sind Bank | 4 | 110.40 | 4 | 74.41 | 90 | 2275.94 |
| 9 | Allahabad Bank | 22 | 675.00 | 31 | 290.00 | 2649 | 26898.09 |
| 10 | UCO Bank | 8 | 158.86 | 0 | 0.00 | 151 | 2028.41 |
| 11 | Indian Overseas Bank | 11 | 319.56 | 10 | 299.56 | 474 | 5342.56 |
| 12 | State Bank of Patiala | 44 | 1180.52 | 44 | 1180.52 | 240 | 2666.15 |
| 13 | Bank of India | 292 | 5136.34 | 200 | 4719.51 | 958 | 12260.83 |
| 14 | Syndicate Bank | 16 | 330.79 | 16 | 164.28 | 163 | 3462.03 |
| 15 | Vijaya Bank | 1 | 25.00 | 1 | 14.56 | 355 | 3158.25 |
| 16 | Corporation Bank | 9 | 364.37 | 9 | 331.37 | 164 | 4384.04 |
| 17 | Andhra bank | 5 | 156.01 | 5 | 146.01 | 686 | 7143.63 |
| 18 | Indian Bank | 2 | 58.00 | 2 | 58.00 | 0 | 0.00 |
| 19 | United Bank of India | 0 | 0.00 | 0 | 0.00 | 0 | 0.00 |
| 20 | State Bank of B & J | 2 | 60.00 | 2 | 11.00 | 144 | 1424.00 |
| 21 | Bank of Maharashtra | 3 | 86.00 | 3 | 50.00 | 9 | 270.56 |
| 22 | Dena Bank | 4 | 117.00 | 3 | 5.00 | 0 | 0.00 |
| 23 | IDBI Bank | 9 | 325.20 | 9 | 210.55 | 280 | 1764.50 |
| 24 | State Bank of Hyderabad | 0 | 0.00 | 0 | 0.00 | 0 | 0.00 |
| B | Total Non-Lead Banks | 513 | 10932.64 | 557 | 9559.74 | 11523 | 122950.34 |
| C | Total N. Banks (A + B) | 1549 | 23867.85 | 1703 | 20316.38 | 30904 | 296805.00 |
| 25 | Uttarakhand G.B | 59 | 1632.56 | 90 | 1290.44 | 172 | 3873.91 |
| 26 | U.P. Gramin Bank | 0 | 0.00 | 0 | 0.00 | 0 | 0.00 |
| D | Total R.R.B. | 59 | 1632.56 | 90 | 1290.44 | 172 | 3873.91 |
| 27 | Co-operative Bank | 601 | 6856.23 | 294 | 1401.23 | 1009 | 6178.24 |
| E | Total Cooperative | 601 | 6856.23 | 294 | 1401.23 | 1009 | 6178.24 |
| F | Total (C+D+E) | 2209 | 32356.64 | 2087 | 23008.05 | 32085 | 306857.15 |
| 28 | Nainital Bank | 0 | 0.00 | 0 | 0.00 | 0 | 0.00 |
| 29 | Axis Bank | 0 | 0.00 | 0 | 0.00 | 0 | 0.00 |
| 30 | ICICI bank | 0 | 0.00 | 0 | 0.00 | 0 | 0.00 |
| 31 | HDFC Bank | 0 | 0.00 | 0 | 0.00 | 0 | 0.00 |
| 32 | The J & K Bank | 1 | 47.00 | 1 | 20.00 | 6 | 192.87 |
| 33 | Fedral Bank Ltd | 0 | 0.00 | 0 | 0.00 | 0 | 0.00 |
| 34 | IndusInd Bank | 0 | 0.00 | 0 | 0.00 | 0 | 0.00 |
| 35 | The Karnataka bank | 2 | 105.00 | 2 | 45.77 | 31 | 1094.49 |
| 36 | The South Indian Bank Ltd | 0 | 0.00 | 0 | 0.00 | 0 | 0.00 |
| 37 | Standard Chartered Bank | 0 | 0.00 | 0 | 0.00 | 0 | 0.00 |
| 38 | Yes Bank | 0 | 0.00 | 0 | 0.00 | 0 | 0.00 |
| 39 | Kotak Mahinda | 0 | 0.00 | 0 | 0.00 | 0 | 0.00 |
| 40 | Bhartiya Mahila Bank | 2 | 51.00 | 2 | 51.00 | 2 | 29.00 |
| 41 | BANDHAN BANK | 0 | 0.00 | 0 | 0.00 | 0 | 0.00 |
| G | Total Private Bank | 5 | 203.00 | 5 | 116.77 | 39 | 1316.36 |
| H | Total All Bank (F+G) | 2214 | 32559.64 | 2092 | 23124.82 | 32124 | 308173.51 |

BANK-WISE PROGRESS UNDER CREDIT GUARANTEE FUND TRUST OF INDIA
POSITION AS ON 30TH JUNE 2016

(in Lacs)

| S. No. | Name of the Bank | No. of SSI units | Eligible under CGFTSI | Covered under CGFTSI | | Gap | No. of Claim Filed | No. of Claim Pending |
|----------|-------------------------------|------------------|-----------------------|----------------------|-----------------|------------|--------------------|----------------------|
| | | No. | No. | No. | Amt. | No. | | |
| 1 | State Bank of India | 10186 | 1019 | 920 | 3547.94 | 99 | 0 | 0 |
| 2 | Punjab National Bank | 3635 | 478 | 478 | 1349.54 | 0 | 22 | 10 |
| 3 | Bank of Baroda | 1051 | 679 | 679 | 798.64 | 0 | 0 | 0 |
| A | Total Lead Banks | 14872 | 2176 | 2077 | 5696.12 | 99 | 22 | 10 |
| 4 | Oriental Bank of Comm. | 803 | 833 | 833 | 4181.04 | 0 | 0 | 0 |
| 5 | Union Bank of India | 529 | 271 | 259 | 354.47 | 12 | 0 | 0 |
| 6 | Canara Bank | 713 | 491 | 491 | 1004.54 | 0 | 0 | 0 |
| 7 | Central Bank of India | 540 | 13 | 13 | 73.04 | 0 | 0 | 0 |
| 8 | Punjab & Sind Bank | 213 | 6 | 6 | 42.50 | 0 | 0 | 0 |
| 9 | Allahabad Bank | 2822 | 1029 | 484 | 1316.97 | 545 | 6 | 0 |
| 10 | UCO Bank | 112 | 742 | 741 | 2586.31 | 1 | 9 | 1 |
| 11 | Indian Overseas Bank | 299 | 234 | 87 | 311.25 | 147 | 0 | 0 |
| 12 | State Bank of Patiala | 256 | 10 | 10 | 92.50 | 0 | 0 | 0 |
| 13 | Bank of India | 954 | 305 | 274 | 1382.28 | 31 | 0 | 0 |
| 14 | Syndicate Bank | 225 | 111 | 111 | 577.46 | 0 | 0 | 0 |
| 15 | Vijaya Bank | 77 | 12 | 12 | 90.00 | 0 | 0 | 0 |
| 16 | Corporation Bank | 98 | 0 | 0 | 0.00 | 0 | 0 | 0 |
| 17 | Andhra bank | 437 | 0 | 0 | 0.00 | 0 | 0 | 0 |
| 18 | Indian Bank | 337 | 0 | 0 | 0.00 | 0 | 0 | 0 |
| 19 | United Bank of India | 156 | 146 | 1 | 72.00 | 145 | 0 | 0 |
| 20 | State Bank of B & J | 25 | 0 | 0 | 0.00 | 0 | 0 | 0 |
| 21 | Bank of Maharashtra | 53 | 19 | 19 | 63.20 | 0 | 0 | 0 |
| 22 | Dena Bank | 205 | 17 | 17 | 138.00 | 0 | 0 | 0 |
| 23 | IDBI Bank | 3069 | 0 | 0 | 0.00 | 0 | 0 | 0 |
| 24 | State Bank of Hyderabad | 203 | 31 | 18 | 426.00 | 13 | 0 | 0 |
| B | Total Non-Lead Banks | 12126 | 4270 | 3376 | 12711.56 | 894 | 15 | 1 |
| C | Total N. Banks (A + B) | 26998 | 6446 | 5453 | 18407.68 | 993 | 37 | 11 |
| 25 | Uttarakhand G.B | 8126 | 0 | 0 | 0.00 | 0 | 0 | 0 |
| 26 | U.P. Gramin Bank | 0 | 0 | 0 | 0.00 | 0 | 0 | 0 |
| D | Total R.R.B. | 8126 | 0 | 0 | 0.00 | 0 | 0 | 0 |
| 27 | Co-operative Bank | 6384 | 0 | 0 | 0.00 | 0 | 0 | 0 |
| E | Total Cooperative | 6384 | 0 | 0 | 0.00 | 0 | | |
| F | Total (C+D+E) | 41508 | 6446 | 5453 | 18407.68 | 993 | 37 | 11 |
| 28 | Nainital Bank | 612 | 1 | 1 | 13.50 | 0 | 0 | 0 |
| 29 | Axis Bank | 77 | 1 | 1 | 18.41 | 0 | 0 | 0 |
| 30 | ICICI bank | 78 | 0 | 0 | 0.00 | 0 | 0 | 0 |
| 31 | HDFC Bank | 289 | 0 | 0 | 0.00 | 0 | 0 | 0 |
| 32 | The J & K Bank | 0 | 0 | 0 | 0.00 | 0 | 0 | 0 |
| 33 | Fedral Bank Ltd | 1 | 0 | 0 | 0.00 | 0 | 0 | 0 |
| 34 | IndusInd Bank | 1 | 0 | 0 | 0.00 | 0 | 0 | 0 |
| 35 | The Karnataka bank | 44 | 25 | 25 | 116.63 | 0 | 0 | 0 |
| 36 | The South Indian Bank Ltd | 0 | 0 | 0 | 0.00 | 0 | 0 | 0 |
| 37 | Standard Chartered Bank | 0 | 0 | 0 | 0.00 | 0 | 0 | 0 |
| 38 | Yes Bank | 6 | 0 | 0 | 0.00 | 0 | 0 | 0 |
| 39 | Kotak Mahinda | 19 | 0 | 0 | 0.00 | 0 | 0 | 0 |
| 40 | Bhartiya Mahila Bank | 84 | 14 | 12 | 34.25 | 2 | 0 | 0 |
| 41 | BANDHAN BANK | 0 | 0 | 0 | 0.00 | 0 | 0 | 0 |
| G | Total Private Bank | 1211 | 41 | 39 | 182.79 | 2 | 0 | 0 |
| H | Total All Bank (F+G) | 42719 | 6487 | 5492 | 18590.47 | 995 | 37 | 11 |

ADVANCES TO M.S.M.E SECTOR
POSITION AS ON 30TH JUNE 2016

(in Crores)

| S. No. | Name of the Bank | Total Micro & Small Enterprise | | | | Credit to Medium Enterprises | | | |
|----------|-------------------------------|--------------------------------|----------------|----------------|----------------|------------------------------|----------------|----------------|----------------|
| | | Manufacturing Sector | | Service Sector | | Manufacturing Sector | | Service Sector | |
| | | No. | Amt. | No. | Amt. | No. | Amt. | No. | Amt. |
| 1 | State Bank of India | 10186 | 1262.13 | 55247 | 825.30 | 926 | 3263.15 | 1975 | 934.32 |
| 2 | Punjab National Bank | 3635 | 1155.89 | 11553 | 807.99 | 94 | 336.12 | 33 | 52.61 |
| 3 | Bank of Baroda | 1051 | 273.99 | 9227 | 857.77 | 21 | 140.63 | 7 | 214.59 |
| A | Total Lead Banks | 14872 | 2692.01 | 76027 | 2491.06 | 1041 | 3739.90 | 2015 | 1201.52 |
| 4 | Oriental Bank of Comm. | 803 | 131.34 | 9122 | 442.66 | 0 | 0.00 | 10 | 22.70 |
| 5 | Union Bank of India | 529 | 124.64 | 6288 | 209.10 | 44 | 79.77 | 20 | 1.68 |
| 6 | Canara Bank | 713 | 203.95 | 5418 | 301.91 | 3 | 1.08 | 10 | 34.91 |
| 7 | Central Bank of India | 540 | 103.09 | 2291 | 123.52 | 0 | 0.00 | 7 | 3.98 |
| 8 | Punjab & Sind Bank | 213 | 20.70 | 4037 | 152.75 | 0 | 0.00 | 7 | 0.17 |
| 9 | Allahabad Bank | 2822 | 128.76 | 3167 | 186.25 | 0 | 0.00 | 0 | 0.00 |
| 10 | UCO Bank | 112 | 6.28 | 1626 | 106.42 | 0 | 0.00 | 0 | 0.00 |
| 11 | Indian Overseas Bank | 299 | 28.61 | 1295 | 163.96 | 43 | 40.49 | 154 | 63.20 |
| 12 | State Bank of Patiala | 256 | 82.39 | 1859 | 139.89 | 133 | 40.85 | 338 | 41.37 |
| 13 | Bank of India | 954 | 77.75 | 2701 | 80.93 | 111 | 105.00 | 0 | 0.00 |
| 14 | Syndicate Bank | 225 | 25.85 | 1411 | 62.34 | 2 | 0.25 | 9 | 2.19 |
| 15 | Vijaya Bank | 77 | 9.89 | 186 | 6.90 | 0 | 0.00 | 0 | 0.00 |
| 16 | Corporation Bank | 98 | 30.64 | 2885 | 100.43 | 22 | 25.37 | 3 | 4.50 |
| 17 | Andhra bank | 437 | 63.75 | 484 | 66.43 | 0 | 0.00 | 0 | 0.00 |
| 18 | Indian Bank | 337 | 11.90 | 146 | 13.20 | 12 | 0.24 | 2 | 0.04 |
| 19 | United Bank of India | 156 | 27.22 | 332 | 3.47 | 0 | 0.00 | 0 | 0.00 |
| 20 | State Bank of B & J | 25 | 8.40 | 230 | 16.85 | 0 | 0.00 | 0 | 0.00 |
| 21 | Bank of Maharashtra | 53 | 18.33 | 173 | 10.36 | 26 | 8.90 | 188 | 6.54 |
| 22 | Dena Bank | 205 | 20.18 | 671 | 26.22 | 0 | 0.00 | 0 | 0.00 |
| 23 | IDBI Bank | 3069 | 139.78 | 2656 | 102.54 | 4 | 3.72 | 2 | 0.53 |
| 24 | State Bank of Hyderabad | 203 | 69.06 | 215 | 26.35 | 0 | 0.00 | 0 | 0.00 |
| B | Total Non-Lead Banks | 12126 | 1332.51 | 47193 | 2342.48 | 400 | 305.67 | 750 | 181.81 |
| C | Total N. Banks (A + B) | 26998 | 4024.52 | 123220 | 4833.54 | 1441 | 4045.57 | 2765 | 1383.33 |
| 25 | Uttarakhand G.B | 8126 | 141.95 | 20930 | 490.69 | 0 | 0.00 | 0 | 0.00 |
| 26 | U.P. Gramin Bank | 0 | 0.00 | 150 | 0.45 | 0 | 0.00 | 0 | 0.00 |
| D | Total R.R.B. | 8126 | 141.95 | 21080 | 491.14 | 0 | 0.00 | 0 | 0.00 |
| 27 | Co-operative Bank | 6384 | 589.10 | 4829 | 795.50 | 0 | 0.00 | 0 | 0.00 |
| E | Total Cooperative | 6384 | 589.10 | 4829 | 795.50 | 0 | 0.00 | 0 | 0.00 |
| F | Total (C+D+E) | 41508 | 4755.57 | 149129 | 6120.18 | 1441 | 4045.57 | 2765 | 1383.33 |
| 28 | Nainital Bank | 612 | 104.81 | 5887 | 349.26 | 0 | 0.00 | 0 | 0.00 |
| 29 | Axis Bank | 77 | 53.71 | 421 | 144.81 | 1 | 2.13 | 28 | 21.56 |
| 30 | ICICI bank | 78 | 27.08 | 2516 | 125.01 | 0 | 0.00 | 1 | 1.51 |
| 31 | HDFC Bank | 289 | 61.47 | 36133 | 199.15 | 0 | 0.00 | 0 | 0.00 |
| 32 | The J & K Bank | 0 | 0.00 | 0 | 0.00 | 0 | 0.00 | 0 | 0.00 |
| 33 | Fedral Bank Ltd | 1 | 18.98 | 0 | 0.00 | 0 | 0.00 | 0 | 0.00 |
| 34 | IndusInd Bank | 1 | 0.87 | 4174 | 73.35 | 6 | 25.07 | 6 | 7.35 |
| 35 | The Karnataka bank | 44 | 4.56 | 81 | 14.18 | 0 | 0.00 | 0 | 0.00 |
| 36 | The South Indian Bank Ltd | 0 | 0.00 | 0 | 0.00 | 0 | 0.00 | 0 | 0.00 |
| 37 | Standard Chartered Bank | 0 | 0.00 | 0 | 0.00 | 0 | 0.00 | 0 | 0.00 |
| 38 | Yes Bank | 6 | 42.81 | 132 | 32.93 | 2 | 9.48 | 6 | 25.74 |
| 39 | Kotak Mahinda | 19 | 10.62 | 159 | 40.28 | 6 | 126.12 | 0 | 0.00 |
| 40 | Bhartiya Mahila Bank | 84 | 2.33 | 120 | 1.65 | 0 | 0.00 | 6 | 0.26 |
| 41 | BANDHAN BANK | 0 | 0.00 | 0 | 0.00 | 0 | 0.00 | 0 | 0.00 |
| G | Total Private Bank | 1211 | 327.24 | 49623 | 980.62 | 15 | 162.80 | 47 | 56.42 |
| H | Total All Bank (F+G) | 42719 | 5082.81 | 198752 | 7100.80 | 1456 | 4208.37 | 2812 | 1439.75 |

SLBC - 33(a)

Contd.

(in Crores)

| S. No. | Name of the Bank | Total M.S.M.E | | | |
|----------|-------------------------------|----------------------|----------------|----------------|----------------|
| | | Manufacturing Sector | | Service Sector | |
| | | No. | Amt. | No. | Amt. |
| 1 | State Bank of India | 11112 | 4525.28 | 57222 | 1759.62 |
| 2 | Punjab National Bank | 3729 | 1492.01 | 11586 | 860.60 |
| 3 | Bank of Baroda | 1072 | 414.62 | 9234 | 1072.36 |
| A | Total Lead Banks | 15913 | 6431.91 | 78042 | 3692.58 |
| 4 | Oriental Bank of Comm. | 803 | 131.34 | 9132 | 465.36 |
| 5 | Union Bank of India | 573 | 204.41 | 6308 | 210.78 |
| 6 | Canara Bank | 716 | 205.03 | 5428 | 336.82 |
| 7 | Central Bank of India | 540 | 103.09 | 2298 | 127.50 |
| 8 | Punjab & Sind Bank | 213 | 20.70 | 4044 | 152.92 |
| 9 | Allahabad Bank | 2822 | 128.76 | 3167 | 186.25 |
| 10 | UCO Bank | 112 | 6.28 | 1626 | 106.42 |
| 11 | Indian Overseas Bank | 342 | 69.10 | 1449 | 227.16 |
| 12 | State Bank of Patiala | 389 | 123.24 | 2197 | 181.26 |
| 13 | Bank of India | 1065 | 182.75 | 2701 | 80.93 |
| 14 | Syndicate Bank | 227 | 26.10 | 1420 | 64.53 |
| 15 | Vijaya Bank | 77 | 9.89 | 186 | 6.90 |
| 16 | Corporation Bank | 120 | 56.01 | 2888 | 104.93 |
| 17 | Andhra bank | 437 | 63.75 | 484 | 66.43 |
| 18 | Indian Bank | 349 | 12.14 | 148 | 13.24 |
| 19 | United Bank of India | 156 | 27.22 | 332 | 3.47 |
| 20 | State Bank of B & J | 25 | 8.40 | 230 | 16.85 |
| 21 | Bank of Maharashtra | 79 | 27.23 | 361 | 16.90 |
| 22 | Dena Bank | 205 | 20.18 | 671 | 26.22 |
| 23 | IDBI Bank | 3073 | 143.50 | 2658 | 103.07 |
| 24 | State Bank of Hyderabad | 203 | 69.06 | 215 | 26.35 |
| B | Total Non-Lead Banks | 12526 | 1638.18 | 47943 | 2524.29 |
| C | Total N. Banks (A + B) | 28439 | 8070.09 | 125985 | 6216.87 |
| 25 | Uttarakhand G.B | 8126 | 141.95 | 20930 | 490.69 |
| 26 | U.P. Gramin Bank | 0 | 0.00 | 150 | 0.45 |
| D | Total R.R.B. | 8126 | 141.95 | 21080 | 491.14 |
| 27 | Co-operative Bank | 6384 | 589.10 | 4829 | 795.50 |
| E | Total Cooperative | 6384 | 589.10 | 4829 | 795.50 |
| F | Total (C+D+E) | 42949 | 8801.14 | 151894 | 7503.51 |
| 28 | Nainital Bank | 612 | 104.81 | 5887 | 349.26 |
| 29 | Axis Bank | 78 | 55.84 | 449 | 166.37 |
| 30 | ICICI bank | 78 | 27.08 | 2517 | 126.52 |
| 31 | HDFC Bank | 289 | 61.47 | 36133 | 199.15 |
| 32 | The J & K Bank | 0 | 0.00 | 0 | 0.00 |
| 33 | Fedral Bank Ltd | 1 | 18.98 | 0 | 0.00 |
| 34 | IndusInd Bank | 7 | 25.94 | 4180 | 80.70 |
| 35 | The Karnataka bank | 44 | 4.56 | 81 | 14.18 |
| 36 | The South Indian Bank Ltd | 0 | 0.00 | 0 | 0.00 |
| 37 | Standard Chartered Bank | 0 | 0.00 | 0 | 0.00 |
| 38 | Yes Bank | 8 | 52.29 | 138 | 58.67 |
| 39 | Kotak Mahinda | 25 | 136.74 | 159 | 40.28 |
| 40 | Bhartiya Mahila Bank | 84 | 2.33 | 126 | 1.91 |
| 41 | BANDHAN BANK | 0 | 0.00 | 0 | 0.00 |
| G | Total Private Bank | 1226 | 490.04 | 49670 | 1037.04 |
| H | Total All Bank (F+G) | 44175 | 9291.18 | 201564 | 8540.55 |

PROGRESS OF MUDRA LOAN UNDER PMMY
AS ON 30TH JUNE 2016

(in Lacs)

| S. No. | Name of the Bank | SHISHU UPTO 50000/- | | | | | | | |
|----------|-------------------------------|------------------------|---------------|------------|---------------|-------------|---------------|-------------|----------------|
| | | Manufacturing | | Trading | | Service | | Total | |
| | | No. | Amt. | No. | Amt. | No. | Amt. | No. | Amt. |
| 1 | State Bank of India | 9 | 4.50 | 104 | 48.70 | 51 | 26.70 | 164 | 79.90 |
| 2 | Punjab National Bank | 31 | 12.00 | 246 | 100.68 | 544 | 233.40 | 821 | 346.08 |
| 3 | Bank of Baroda | 1 | 0.45 | 47 | 23.63 | 54 | 16.23 | 102 | 40.31 |
| A | Total Lead Banks | 41 | 16.95 | 397 | 173.01 | 649 | 276.33 | 1087 | 466.29 |
| 4 | Oriental Bank of Comm. | 0 | 0.00 | 72 | 31.22 | 93 | 39.88 | 165 | 71.10 |
| 5 | Union Bank of India | 1 | 0.45 | 0 | 0.00 | 32 | 14.18 | 33 | 14.63 |
| 6 | Canara Bank | 14 | 4.25 | 36 | 11.05 | 66 | 23.00 | 116 | 38.30 |
| 7 | Central Bank of India | 3 | 1.50 | 1 | 0.30 | 18 | 7.78 | 22 | 9.58 |
| 8 | Punjab & Sind Bank | 0 | 0.00 | 11 | 5.58 | 22 | 9.47 | 33 | 15.05 |
| 9 | Allahabad Bank | 2 | 1.00 | 4 | 1.97 | 9 | 2.40 | 15 | 5.37 |
| 10 | UCO Bank | 0 | 0.00 | 4 | 2.85 | 32 | 13.02 | 36 | 15.87 |
| 11 | Indian Overseas Bank | 14 | 5.50 | 10 | 1.95 | 12 | 4.50 | 36 | 11.95 |
| 12 | State Bank of Patiala | 9 | 0.06 | 74 | 26.85 | 44 | 13.92 | 127 | 40.83 |
| 13 | Bank of India | 28 | 13.80 | 51 | 19.91 | 50 | 17.77 | 129 | 51.48 |
| 14 | Syndicate Bank | 4 | 0.20 | 7 | 3.10 | 9 | 3.00 | 20 | 6.30 |
| 15 | Vijaya Bank | 0 | 0.00 | 4 | 2.00 | 0 | 0.00 | 4 | 2.00 |
| 16 | Corporation Bank | 17 | 10.45 | 16 | 3.00 | 14 | 4.00 | 47 | 17.45 |
| 17 | Andhra bank | 2 | 1.00 | 0 | 0.00 | 3 | 1.50 | 5 | 2.50 |
| 18 | Indian Bank | 0 | 0.00 | 5 | 0.30 | 6 | 3.00 | 11 | 3.30 |
| 19 | United Bank of India | 0 | 0.00 | 0 | 0.00 | 0 | 0.00 | 0 | 0.00 |
| 20 | State Bank of B & J | 0 | 0.00 | 1 | 0.50 | 0 | 0.00 | 1 | 0.50 |
| 21 | Bank of Maharashtra | 0 | 0.00 | 1 | 0.50 | 0 | 0.00 | 1 | 0.50 |
| 22 | Dena Bank | 8 | 3.00 | 14 | 2.50 | 214 | 7.50 | 236 | 13.00 |
| 23 | IDBI Bank | 12 | 5.90 | 43 | 20.30 | 29 | 13.46 | 84 | 39.66 |
| 24 | State Bank of Hyderabad | 0 | 0.00 | 5 | 2.30 | 0 | 0.00 | 5 | 2.30 |
| B | Total Non-Lead Banks | 114 | 47.11 | 359 | 136.18 | 653 | 178.38 | 1126 | 361.67 |
| C | Total N. Banks (A + B) | 155 | 64.06 | 756 | 309.19 | 1302 | 454.71 | 2213 | 827.96 |
| 25 | Uttarakhand G.B | 90 | 32.66 | 99 | 56.73 | 0 | 0.00 | 189 | 89.39 |
| 26 | U.P. Gramin Bank | 0 | 0.00 | 15 | 6.75 | 0 | 0.00 | 15 | 6.75 |
| D | Total R.R.B. | 90 | 32.66 | 114 | 63.48 | 0 | 0.00 | 204 | 96.14 |
| 27 | Co-operative Bank | 90 | 41.86 | 54 | 25.70 | 18 | 9.00 | 162 | 76.56 |
| E | Total Cooperative | 90 | 41.86 | 54 | 25.70 | 18 | 9.00 | 162 | 76.56 |
| F | Total (C+D+E) | 335 | 138.58 | 924 | 398.37 | 1320 | 463.71 | 2579 | 1000.66 |
| 28 | Nainital Bank | 1 | 0.40 | 11 | 4.30 | 14 | 4.07 | 26 | 8.77 |
| 29 | Axis Bank | 0 | 0.00 | 0 | 0.00 | 0 | 0.00 | 0 | 0.00 |
| 30 | ICICI bank | 1 | 0.22 | 0 | 0.00 | 0 | 0.00 | 1 | 0.22 |
| 31 | HDFC Bank | 0 | 0.00 | 0 | 0.00 | 0 | 0.00 | 0 | 0.00 |
| 32 | The J & K Bank | 0 | 0.00 | 0 | 0.00 | 0 | 0.00 | 0 | 0.00 |
| 33 | Fedral Bank Ltd | 0 | 0.00 | 0 | 0.00 | 0 | 0.00 | 0 | 0.00 |
| 34 | IndusInd Bank | 0 | 0.00 | 0 | 0.00 | 0 | 0.00 | 0 | 0.00 |
| 35 | The Karnataka bank | 0 | 0.00 | 0 | 0.00 | 0 | 0.00 | 0 | 0.00 |
| 36 | The South Indian Bank Ltd | 0 | 0.00 | 0 | 0.00 | 0 | 0.00 | 0 | 0.00 |
| 37 | Standard Chartered Bank | 0 | 0.00 | 0 | 0.00 | 0 | 0.00 | 0 | 0.00 |
| 38 | Yes Bank | 0 | 0.00 | 0 | 0.00 | 0 | 0.00 | 0 | 0.00 |
| 39 | Kotak Mahinda | 0 | 0.00 | 0 | 0.00 | 0 | 0.00 | 0 | 0.00 |
| 40 | Bhartiya Mahila Bank | 7 | 3.10 | 7 | 3.50 | 8 | 3.40 | 22 | 10.00 |
| 41 | BANDHAN BANK | 0 | 0.00 | 0 | 0.00 | 0 | 0.00 | 0 | 0.00 |
| G | Total Private Bank | 9 | 3.72 | 18 | 7.80 | 22 | 7.47 | 49 | 18.99 |
| H | Total All Bank (F+G) | 344 | 142.30 | 942 | 406.17 | 1342 | 471.18 | 2628 | 1019.65 |

PROGRESS OF MUDRA LOAN UNDER PMMY
AS ON 30TH JUNE 2016

(in Lacs)

| S. No. | Name of the Bank | KISHORE ABOVE 50 K UPTO 5 LAC | | | | | | | |
|----------|-------------------------------|----------------------------------|----------------|-------------|----------------|-------------|----------------|-------------|----------------|
| | | Manufacturing | | Trading | | Service | | Total | |
| | | No. | Amt. | No. | Amt. | No. | Amt. | No. | Amt. |
| 1 | State Bank of India | 56 | 112.13 | 92 | 165.49 | 56 | 123.06 | 204 | 400.68 |
| 2 | Punjab National Bank | 86 | 184.61 | 181 | 369.70 | 587 | 1119.73 | 854 | 1674.04 |
| 3 | Bank of Baroda | 13 | 25.55 | 55 | 101.60 | 83 | 223.25 | 151 | 350.40 |
| A | Total Lead Banks | 155 | 322.29 | 328 | 636.79 | 726 | 1466.04 | 1209 | 2425.12 |
| 4 | Oriental Bank of Comm. | 6 | 13.40 | 49 | 145.21 | 126 | 322.35 | 181 | 480.96 |
| 5 | Union Bank of India | 5 | 7.50 | 1 | 3.00 | 43 | 106.73 | 49 | 117.23 |
| 6 | Canara Bank | 17 | 43.00 | 22 | 67.50 | 50 | 98.00 | 89 | 208.50 |
| 7 | Central Bank of India | 3 | 10.58 | 0 | 0.00 | 17 | 21.41 | 20 | 31.99 |
| 8 | Punjab & Sind Bank | 1 | 1.75 | 18 | 23.53 | 25 | 34.91 | 44 | 60.19 |
| 9 | Allahabad Bank | 9 | 22.82 | 9 | 17.90 | 10 | 21.91 | 28 | 62.63 |
| 10 | UCO Bank | 6 | 15.21 | 11 | 32.55 | 32 | 64.36 | 49 | 112.12 |
| 11 | Indian Overseas Bank | 4 | 4.60 | 0 | 0.00 | 0 | 0.00 | 4 | 4.60 |
| 12 | State Bank of Patiala | 12 | 21.90 | 57 | 88.64 | 30 | 55.09 | 99 | 165.63 |
| 13 | Bank of India | 18 | 43.81 | 9 | 17.10 | 12 | 116.85 | 39 | 177.76 |
| 14 | Syndicate Bank | 2 | 2.00 | 0 | 0.00 | 2 | 3.56 | 4 | 5.56 |
| 15 | Vijaya Bank | 0 | 0.00 | 2 | 1.96 | 0 | 0.00 | 2 | 1.96 |
| 16 | Corporation Bank | 25 | 31.06 | 0 | 0.00 | 28 | 55.90 | 53 | 86.96 |
| 17 | Andhra bank | 8 | 11.03 | 0 | 0.00 | 15 | 44.16 | 23 | 55.19 |
| 18 | Indian Bank | 2 | 3.00 | 5 | 19.55 | 5 | 7.15 | 12 | 29.70 |
| 19 | United Bank of India | 0 | 0.00 | 0 | 0.00 | 0 | 0.00 | 0 | 0.00 |
| 20 | State Bank of B & J | 0 | 0.00 | 0 | 0.00 | 0 | 0.00 | 0 | 0.00 |
| 21 | Bank of Maharashtra | 2 | 6.80 | 5 | 8.75 | 5 | 16.90 | 12 | 32.45 |
| 22 | Dena Bank | 13 | 8.90 | 7 | 13.00 | 10 | 48.10 | 30 | 70.00 |
| 23 | IDBI Bank | 44 | 105.36 | 104 | 276.57 | 39 | 99.73 | 187 | 481.66 |
| 24 | State Bank of Hyderabad | 2 | 3.00 | 0 | 0.00 | 0 | 0.00 | 2 | 3.00 |
| B | Total Non-Lead Banks | 179 | 355.72 | 299 | 715.26 | 449 | 1117.11 | 927 | 2188.09 |
| C | Total N. Banks (A + B) | 334 | 678.01 | 627 | 1352.05 | 1175 | 2583.15 | 2136 | 4613.21 |
| 25 | Uttarakhand G.B | 174 | 406.95 | 342 | 942.50 | 82 | 204.76 | 598 | 1554.21 |
| 26 | U.P. Gramin Bank | 0 | 0.00 | 0 | 0.00 | 0 | 0.00 | 0 | 0.00 |
| D | Total R.R.B. | 174 | 406.95 | 342 | 942.50 | 82 | 204.76 | 598 | 1554.21 |
| 27 | Co-operative Bank | 4 | 11.65 | 3 | 8.00 | 3 | 12.00 | 10 | 31.65 |
| E | Total Cooperative | 4 | 11.65 | 3 | 8.00 | 3 | 12.00 | 10 | 31.65 |
| F | Total (C+D+E) | 512 | 1096.61 | 972 | 2302.55 | 1260 | 2799.91 | 2744 | 6199.07 |
| 28 | Nainital Bank | 4 | 16.00 | 44 | 100.45 | 43 | 99.56 | 91 | 216.01 |
| 29 | Axis Bank | 0 | 0.00 | 0 | 0.00 | 0 | 0.00 | 0 | 0.00 |
| 30 | ICICI bank | 0 | 0.00 | 0 | 0.00 | 25 | 81.10 | 25 | 81.10 |
| 31 | HDFC Bank | 0 | 0.00 | 0 | 0.00 | 0 | 0.00 | 0 | 0.00 |
| 32 | The J & K Bank | 0 | 0.00 | 0 | 0.00 | 0 | 0.00 | 0 | 0.00 |
| 33 | Fedral Bank Ltd | 0 | 0.00 | 0 | 0.00 | 0 | 0.00 | 0 | 0.00 |
| 34 | IndusInd Bank | 0 | 0.00 | 0 | 0.00 | 0 | 0.00 | 0 | 0.00 |
| 35 | The Karnataka bank | 0 | 0.00 | 0 | 0.00 | 0 | 0.00 | 0 | 0.00 |
| 36 | The South Indian Bank Ltd | 0 | 0.00 | 0 | 0.00 | 0 | 0.00 | 0 | 0.00 |
| 37 | Standard Chartered Bank | 0 | 0.00 | 0 | 0.00 | 0 | 0.00 | 0 | 0.00 |
| 38 | Yes Bank | 0 | 0.00 | 0 | 0.00 | 0 | 0.00 | 0 | 0.00 |
| 39 | Kotak Mahinda | 0 | 0.00 | 0 | 0.00 | 0 | 0.00 | 0 | 0.00 |
| 40 | Bhartiya Mahila Bank | 0 | 0.00 | 0 | 0.00 | 0 | 0.00 | 0 | 0.00 |
| 41 | BANDHAN BANK | 0 | 0.00 | 0 | 0.00 | 0 | 0.00 | 0 | 0.00 |
| G | Total Private Bank | 4 | 16.00 | 44 | 100.45 | 68 | 180.66 | 116 | 297.11 |
| H | Total All Bank (F+G) | 516 | 1112.61 | 1016 | 2403.00 | 1328 | 2980.57 | 2860 | 6496.18 |

PROGRESS OF MUDRA LOAN UNDER PMMY
AS ON 30TH JUNE 2016

(in Lacs)

| S. No. | Name of the Bank | TARUN ABOVE 5 LAC UPTO 10 LAC | | | | | | | |
|----------|-------------------------------|----------------------------------|---------------|------------|----------------|------------|----------------|------------|----------------|
| | | Manufacturing | | Trading | | Service | | Total | |
| | | No. | Amt. | No. | Amt. | No. | Amt. | No. | Amt. |
| 1 | State Bank of India | 9 | 9.16 | 24 | 64.29 | 26 | 223.98 | 59 | 297.43 |
| 2 | Punjab National Bank | 14 | 109.27 | 71 | 411.17 | 142 | 622.44 | 227 | 1142.88 |
| 3 | Bank of Baroda | 5 | 45.13 | 3 | 24.65 | 23 | 133.27 | 31 | 203.05 |
| A | Total Lead Banks | 28 | 163.56 | 98 | 500.11 | 191 | 979.69 | 317 | 1643.36 |
| 4 | Oriental Bank of Comm. | 4 | 30.38 | 18 | 156.40 | 39 | 323.53 | 61 | 510.31 |
| 5 | Union Bank of India | 0 | 0.00 | 0 | 0.00 | 2 | 12.00 | 2 | 12.00 |
| 6 | Canara Bank | 5 | 42.00 | 9 | 56.00 | 24 | 131.00 | 38 | 229.00 |
| 7 | Central Bank of India | 0 | 0.00 | 0 | 0.00 | 4 | 37.30 | 4 | 37.30 |
| 8 | Punjab & Sind Bank | 2 | 13.00 | 4 | 27.50 | 10 | 81.35 | 16 | 121.85 |
| 9 | Allahabad Bank | 4 | 20.70 | 3 | 10.50 | 4 | 20.70 | 11 | 51.90 |
| 10 | UCO Bank | 0 | 0.00 | 10 | 48.31 | 13 | 53.22 | 23 | 101.53 |
| 11 | Indian Overseas Bank | 4 | 13.00 | 0 | 0.00 | 0 | 0.00 | 4 | 13.00 |
| 12 | State Bank of Patiala | 1 | 5.69 | 29 | 174.10 | 18 | 74.92 | 48 | 254.71 |
| 13 | Bank of India | 11 | 110.00 | 0 | 0.00 | 10 | 42.00 | 21 | 152.00 |
| 14 | Syndicate Bank | 0 | 0.00 | 2 | 15.00 | 0 | 0.00 | 2 | 15.00 |
| 15 | Vijaya Bank | 0 | 0.00 | 0 | 0.00 | 0 | 0.00 | 0 | 0.00 |
| 16 | Corporation Bank | 10 | 39.94 | 0 | 0.00 | 0 | 0.00 | 10 | 39.94 |
| 17 | Andhra bank | 3 | 19.60 | 2 | 9.55 | 0 | 0.00 | 5 | 29.15 |
| 18 | Indian Bank | 4 | 12.50 | 2 | 10.00 | 3 | 9.07 | 9 | 31.57 |
| 19 | United Bank of India | 0 | 0.00 | 0 | 0.00 | 0 | 0.00 | 0 | 0.00 |
| 20 | State Bank of B & J | 0 | 0.00 | 0 | 0.00 | 0 | 0.00 | 0 | 0.00 |
| 21 | Bank of Maharashtra | 0 | 0.00 | 0 | 0.00 | 0 | 0.00 | 0 | 0.00 |
| 22 | Dena Bank | 0 | 0.00 | 5 | 37.00 | 0 | 0.00 | 5 | 37.00 |
| 23 | IDBI Bank | 5 | 42.00 | 32 | 283.40 | 18 | 150.33 | 55 | 475.73 |
| 24 | State Bank of Hyderabad | 0 | 0.00 | 1 | 6.00 | 0 | 0.00 | 1 | 6.00 |
| B | Total Non-Lead Banks | 53 | 348.81 | 117 | 833.76 | 145 | 935.42 | 315 | 2117.99 |
| C | Total N. Banks (A + B) | 81 | 512.37 | 215 | 1333.87 | 336 | 1915.11 | 632 | 3761.35 |
| 25 | Uttarakhand G.B | 18 | 149.04 | 27 | 190.43 | 37 | 305.55 | 82 | 645.02 |
| 26 | U.P. Gramin Bank | 0 | 0.00 | 0 | 0.00 | 0 | 0.00 | 0 | 0.00 |
| D | Total R.R.B. | 18 | 149.04 | 27 | 190.43 | 37 | 305.55 | 82 | 645.02 |
| 27 | Co-operative Bank | 0 | 0.00 | 0 | 0.00 | 0 | 0.00 | 0 | 0.00 |
| E | Total Cooperative | 0 | 0.00 | 0 | 0.00 | 0 | 0.00 | 0 | 0.00 |
| F | Total (C+D+E) | 99 | 661.41 | 242 | 1524.30 | 373 | 2220.66 | 714 | 4406.37 |
| 28 | Nainital Bank | 0 | 0.00 | 15 | 132.74 | 8 | 50.20 | 23 | 182.94 |
| 29 | Axis Bank | 0 | 0.00 | 0 | 0.00 | 2 | 20.00 | 2 | 20.00 |
| 30 | ICICI bank | 0 | 0.00 | 0 | 0.00 | 27 | 170.35 | 27 | 170.35 |
| 31 | HDFC Bank | 0 | 0.00 | 0 | 0.00 | 0 | 0.00 | 0 | 0.00 |
| 32 | The J & K Bank | 0 | 0.00 | 0 | 0.00 | 0 | 0.00 | 0 | 0.00 |
| 33 | Fedral Bank Ltd | 0 | 0.00 | 0 | 0.00 | 0 | 0.00 | 0 | 0.00 |
| 34 | IndusInd Bank | 0 | 0.00 | 0 | 0.00 | 0 | 0.00 | 0 | 0.00 |
| 35 | The Karnataka bank | 1 | 6.80 | 0 | 0.00 | 0 | 0.00 | 1 | 6.80 |
| 36 | The South Indian Bank Ltd | 0 | 0.00 | 0 | 0.00 | 0 | 0.00 | 0 | 0.00 |
| 37 | Standard Chartered Bank | 0 | 0.00 | 0 | 0.00 | 0 | 0.00 | 0 | 0.00 |
| 38 | Yes Bank | 0 | 0.00 | 0 | 0.00 | 0 | 0.00 | 0 | 0.00 |
| 39 | Kotak Mahinda | 0 | 0.00 | 0 | 0.00 | 0 | 0.00 | 0 | 0.00 |
| 40 | Bhartiya Mahila Bank | 0 | 0.00 | 0 | 0.00 | 0 | 0.00 | 0 | 0.00 |
| 41 | BANDHAN BANK | 0 | 0.00 | 0 | 0.00 | 0 | 0.00 | 0 | 0.00 |
| G | Total Private Bank | 1 | 6.80 | 15 | 132.74 | 37 | 240.55 | 53 | 380.09 |
| H | Total All Bank (F+G) | 100 | 668.21 | 257 | 1657.04 | 410 | 2461.21 | 767 | 4786.46 |

PROGRESS OF MUDRA LOAN UNDER PMMY
AS ON 30TH JUNE 2016

(in Lacs)

| S. No. | Name of the Bank | All Total MUDRA | | | | | | | |
|----------|-------------------------------|-----------------|----------------|-------------|----------------|-------------|----------------|-------------|-----------------|
| | | Manufacturing | | Trading | | Service | | Total | |
| | | No. | Amt. | No. | Amt. | No. | Amt. | No. | Amt. |
| 1 | State Bank of India | 74 | 125.79 | 220 | 278.48 | 133 | 373.74 | 427 | 778.01 |
| 2 | Punjab National Bank | 131 | 305.88 | 498 | 881.55 | 1273 | 1975.57 | 1902 | 3163.00 |
| 3 | Bank of Baroda | 19 | 71.13 | 105 | 149.88 | 160 | 372.75 | 284 | 593.76 |
| A | Total Lead Banks | 224 | 502.80 | 823 | 1309.91 | 1566 | 2722.06 | 2613 | 4534.77 |
| 4 | Oriental Bank of Comm. | 10 | 43.78 | 139 | 332.83 | 258 | 685.76 | 407 | 1062.37 |
| 5 | Union Bank of India | 6 | 7.95 | 1 | 3.00 | 77 | 132.91 | 84 | 143.86 |
| 6 | Canara Bank | 36 | 89.25 | 67 | 134.55 | 140 | 252.00 | 243 | 475.80 |
| 7 | Central Bank of India | 6 | 12.08 | 1 | 0.30 | 39 | 66.49 | 46 | 78.87 |
| 8 | Punjab & Sind Bank | 3 | 14.75 | 33 | 56.61 | 57 | 125.73 | 93 | 197.09 |
| 9 | Allahabad Bank | 15 | 44.52 | 16 | 30.37 | 23 | 45.01 | 54 | 119.90 |
| 10 | UCO Bank | 6 | 15.21 | 25 | 83.71 | 77 | 130.60 | 108 | 229.52 |
| 11 | Indian Overseas Bank | 22 | 23.10 | 10 | 1.95 | 12 | 4.50 | 44 | 29.55 |
| 12 | State Bank of Patiala | 22 | 27.65 | 160 | 289.59 | 92 | 143.93 | 274 | 461.17 |
| 13 | Bank of India | 57 | 167.61 | 60 | 37.01 | 72 | 176.62 | 189 | 381.24 |
| 14 | Syndicate Bank | 6 | 2.20 | 9 | 18.10 | 11 | 6.56 | 26 | 26.86 |
| 15 | Vijaya Bank | 0 | 0.00 | 6 | 3.96 | 0 | 0.00 | 6 | 3.96 |
| 16 | Corporation Bank | 52 | 81.45 | 16 | 3.00 | 42 | 59.90 | 110 | 144.35 |
| 17 | Andhra bank | 13 | 31.63 | 2 | 9.55 | 18 | 45.66 | 33 | 86.84 |
| 18 | Indian Bank | 6 | 15.50 | 12 | 29.85 | 14 | 19.22 | 32 | 64.57 |
| 19 | United Bank of India | 0 | 0.00 | 0 | 0.00 | 0 | 0.00 | 0 | 0.00 |
| 20 | State Bank of B & J | 0 | 0.00 | 1 | 0.50 | 0 | 0.00 | 1 | 0.50 |
| 21 | Bank of Maharashtra | 2 | 6.80 | 6 | 9.25 | 5 | 16.90 | 13 | 32.95 |
| 22 | Dena Bank | 21 | 11.90 | 26 | 52.50 | 224 | 55.60 | 271 | 120.00 |
| 23 | IDBI Bank | 61 | 153.26 | 179 | 580.27 | 86 | 263.52 | 326 | 997.05 |
| 24 | State Bank of Hyderabad | 2 | 3.00 | 6 | 8.30 | 0 | 0.00 | 8 | 11.30 |
| B | Total Non-Lead Banks | 346 | 751.64 | 775 | 1685.20 | 1247 | 2230.91 | 2368 | 4667.75 |
| C | Total N. Banks (A + B) | 570 | 1254.44 | 1598 | 2995.11 | 2813 | 4952.97 | 4981 | 9202.52 |
| 25 | Uttarakhand G.B | 282 | 588.65 | 468 | 1189.66 | 119 | 510.31 | 869 | 2288.62 |
| 26 | U.P. Gramin Bank | 0 | 0.00 | 15 | 6.75 | 0 | 0.00 | 15 | 6.75 |
| D | Total R.R.B. | 282 | 588.65 | 483 | 1196.41 | 119 | 510.31 | 884 | 2295.37 |
| 27 | Co-operative Bank | 94 | 53.51 | 57 | 33.70 | 21 | 21.00 | 172 | 108.21 |
| E | Total Cooperative | 94 | 53.51 | 57 | 33.70 | 21 | 21.00 | 172 | 108.21 |
| F | Total (C+D+E) | 946 | 1896.60 | 2138 | 4225.22 | 2953 | 5484.28 | 6037 | 11606.10 |
| 28 | Nainital Bank | 5 | 16.40 | 70 | 237.49 | 65 | 153.83 | 140 | 407.72 |
| 29 | Axis Bank | 0 | 0.00 | 0 | 0.00 | 2 | 20.00 | 2 | 20.00 |
| 30 | ICICI bank | 1 | 0.22 | 0 | 0.00 | 52 | 251.45 | 53 | 251.67 |
| 31 | HDFC Bank | 0 | 0.00 | 0 | 0.00 | 0 | 0.00 | 0 | 0.00 |
| 32 | The J & K Bank | 0 | 0.00 | 0 | 0.00 | 0 | 0.00 | 0 | 0.00 |
| 33 | Fedral Bank Ltd | 0 | 0.00 | 0 | 0.00 | 0 | 0.00 | 0 | 0.00 |
| 34 | IndusInd Bank | 0 | 0.00 | 0 | 0.00 | 0 | 0.00 | 0 | 0.00 |
| 35 | The Karnataka bank | 1 | 6.80 | 0 | 0.00 | 0 | 0.00 | 1 | 6.80 |
| 36 | The South Indian Bank Ltd | 0 | 0.00 | 0 | 0.00 | 0 | 0.00 | 0 | 0.00 |
| 37 | Standard Chartered Bank | 0 | 0.00 | 0 | 0.00 | 0 | 0.00 | 0 | 0.00 |
| 38 | Yes Bank | 0 | 0.00 | 0 | 0.00 | 0 | 0.00 | 0 | 0.00 |
| 39 | Kotak Mahinda | 0 | 0.00 | 0 | 0.00 | 0 | 0.00 | 0 | 0.00 |
| 40 | Bhartiya Mahila Bank | 7 | 3.10 | 7 | 3.50 | 8 | 3.40 | 22 | 10.00 |
| 41 | BANDHAN BANK | 0 | 0.00 | 0 | 0.00 | 0 | 0.00 | 0 | 0.00 |
| G | Total Private Bank | 14 | 26.52 | 77 | 240.99 | 127 | 428.68 | 218 | 696.19 |
| H | Total All Bank (F+G) | 960 | 1923.12 | 2215 | 4466.21 | 3080 | 5912.96 | 6255 | 12302.29 |

**STATEMENT OF SICK UNITS (SSI) FOR UTTARAKHAND
(EXCLUDING STATE SPONSORED SCHEMES i.e. PMRY etc.)
AS ON 30TH JUNE 2016**

(in Lacs)

| S. No. | Name of the Bank | Potentiality Viable Sick SSI Unit(s) | | Non Viable Sick Unit(s) | | Total Number of Sick SSI Unit(s) | | Units Rehabilitated After Nursing | | Sick viable units yet to be rehabilitated | |
|----------|-------------------------------|--------------------------------------|----------------|-------------------------|-----------------|----------------------------------|-----------------|-----------------------------------|---------------|---|----------------|
| | | No. | Amt. | No. | Amt. | No. | Amt. | No. | Amt. | No. | Amt. |
| 1 | State Bank of India | 37 | 96.75 | 60 | 56.30 | 97 | 153.05 | 15 | 23.48 | 37 | 96.75 |
| 2 | Punjab National Bank | 0 | 0.00 | 566 | 4219.53 | 566 | 4219.53 | 0 | 0.00 | 0 | 0.00 |
| 3 | Bank of Baroda | 122 | 1979.50 | 49 | 4738.52 | 171 | 6718.02 | 0 | 0.00 | 85 | 3374.00 |
| A | Total Lead Banks | 159 | 2076.25 | 675 | 9014.35 | 834 | 11090.60 | 15 | 23.48 | 122 | 3470.75 |
| 4 | Oriental Bank of Comm. | 0 | 0.00 | 317 | 2891.35 | 317 | 2891.35 | 0 | 0.00 | 0 | 0.00 |
| 5 | Union Bank of India | 0 | 0.00 | 23 | 57.98 | 23 | 57.98 | 0 | 0.00 | 0 | 0.00 |
| 6 | Canara Bank | 1 | 0.00 | 0 | 0.00 | 1 | 0.00 | 1 | 0.00 | 0 | 0.00 |
| 7 | Central Bank of India | 0 | 0.00 | 0 | 0.00 | 0 | 0.00 | 0 | 0.00 | 2 | 0.80 |
| 8 | Punjab & Sind Bank | 0 | 0.00 | 0 | 0.00 | 0 | 0.00 | 0 | 0.00 | 0 | 0.00 |
| 9 | Allahabad Bank | 0 | 0.00 | 39 | 261.42 | 39 | 261.42 | 0 | 0.00 | 0 | 0.00 |
| 10 | UCO Bank | 0 | 0.00 | 0 | 0.00 | 0 | 0.00 | 0 | 0.00 | 0 | 0.00 |
| 11 | Indian Overseas Bank | 0 | 0.00 | 633 | 1970.00 | 633 | 1970.00 | 2 | 161.00 | 0 | 0.00 |
| 12 | State Bank of Patiala | 0 | 0.00 | 0 | 0.00 | 0 | 0.00 | 0 | 0.00 | 0 | 0.00 |
| 13 | Bank of India | 295 | 554.09 | 201 | 251.15 | 496 | 805.24 | 35 | 70.48 | 46 | 107.63 |
| 14 | Syndicate Bank | 0 | 0.00 | 0 | 0.00 | 0 | 0.00 | 0 | 0.00 | 0 | 0.00 |
| 15 | Vijaya Bank | 0 | 0.00 | 5 | 118.00 | 5 | 118.00 | 0 | 0.00 | 0 | 0.00 |
| 16 | Corporation Bank | 0 | 0.00 | 0 | 0.00 | 0 | 0.00 | 0 | 0.00 | 0 | 0.00 |
| 17 | Andhra bank | 0 | 0.00 | 0 | 0.00 | 0 | 0.00 | 0 | 0.00 | 0 | 0.00 |
| 18 | Indian Bank | 0 | 0.00 | 0 | 0.00 | 0 | 0.00 | 0 | 0.00 | 0 | 0.00 |
| 19 | United Bank of India | 0 | 0.00 | 0 | 0.00 | 0 | 0.00 | 0 | 0.00 | 0 | 0.00 |
| 20 | State Bank of B & J | 0 | 0.00 | 0 | 0.00 | 0 | 0.00 | 0 | 0.00 | 0 | 0.00 |
| 21 | Bank of Maharashtra | 0 | 0.00 | 0 | 0.00 | 0 | 0.00 | 0 | 0.00 | 0 | 0.00 |
| 22 | Dena Bank | 0 | 0.00 | 4 | 0.46 | 4 | 0.46 | 0 | 0.00 | 0 | 0.00 |
| 23 | IDBI Bank | 0 | 0.00 | 5 | 623.64 | 5 | 623.64 | 0 | 0.00 | 0 | 0.00 |
| 24 | State Bank of Hyderabad | 0 | 0.00 | 0 | 0.00 | 0 | 0.00 | 0 | 0.00 | 0 | 0.00 |
| B | Total Non-Lead Banks | 296 | 554.09 | 1227 | 6174.00 | 1523 | 6728.09 | 38 | 231.48 | 48 | 108.43 |
| C | Total N. Banks (A + B) | 455 | 2630.34 | 1902 | 15188.35 | 2357 | 17818.69 | 53 | 254.96 | 170 | 3579.18 |
| 25 | Uttarakhand G.B | 0 | 0.00 | 0 | 0.00 | 0 | 0.00 | 0 | 0.00 | 0 | 0.00 |
| 26 | U.P. Gramin Bank | 0 | 0.00 | 0 | 0.00 | 0 | 0.00 | 0 | 0.00 | 0 | 0.00 |
| D | Total R.R.B. | 0 | 0.00 | 0 | 0.00 | 0 | 0.00 | 0 | 0.00 | 0 | 0.00 |
| 27 | Co-operative Bank | 0 | 0.00 | 0 | 0.00 | 0 | 0.00 | 0 | 0.00 | 0 | 0.00 |
| E | Total Cooperative | 0 | 0.00 | 0 | 0.00 | 0 | 0.00 | 0 | 0.00 | 0 | 0.00 |
| F | Total (C+D+E) | 455 | 2630.34 | 1902 | 15188.35 | 2357 | 17818.69 | 53 | 254.96 | 170 | 3579.18 |
| 28 | Nainital Bank | 746 | 1597.37 | 0 | 0.00 | 746 | 1597.37 | 0 | 0.00 | 0 | 0.00 |
| 29 | Axis Bank | 0 | 0.00 | 1 | 0.09 | 1 | 0.09 | 0 | 0.00 | 0 | 0.00 |
| 30 | ICICI bank | 0 | 0.00 | 0 | 0.00 | 0 | 0.00 | 0 | 0.00 | 0 | 0.00 |
| 31 | HDFC Bank | 0 | 0.00 | 0 | 0.00 | 0 | 0.00 | 0 | 0.00 | 0 | 0.00 |
| 32 | The J & K Bank | 0 | 0.00 | 0 | 0.00 | 0 | 0.00 | 0 | 0.00 | 0 | 0.00 |
| 33 | Fedral Bank Ltd | 0 | 0.00 | 0 | 0.00 | 0 | 0.00 | 0 | 0.00 | 0 | 0.00 |
| 34 | IndusInd Bank | 0 | 0.00 | 385 | 67.61 | 385 | 67.61 | 0 | 0.00 | 0 | 0.00 |
| 35 | The Karnataka bank | 0 | 0.00 | 0 | 0.00 | 0 | 0.00 | 0 | 0.00 | 0 | 0.00 |
| 36 | The South Indian Bank Ltd | 0 | 0.00 | 0 | 0.00 | 0 | 0.00 | 0 | 0.00 | 0 | 0.00 |
| 37 | Standard Chartered Bank | 0 | 0.00 | 0 | 0.00 | 0 | 0.00 | 0 | 0.00 | 0 | 0.00 |
| 38 | Yes Bank | 0 | 0.00 | 0 | 0.00 | 0 | 0.00 | 0 | 0.00 | 0 | 0.00 |
| 39 | Kotak Mahinda | 0 | 0.00 | 0 | 0.00 | 0 | 0.00 | 0 | 0.00 | 0 | 0.00 |
| 40 | Bhartiya Mahila Bank | 0 | 0.00 | 0 | 0.00 | 0 | 0.00 | 0 | 0.00 | 0 | 0.00 |
| 41 | BANDHAN BANK | 0 | 0.00 | 0 | 0.00 | 0 | 0.00 | 0 | 0.00 | 0 | 0.00 |
| G | Total Private Bank | 746 | 1597.37 | 386 | 67.70 | 1132 | 1665.07 | 0 | 0.00 | 0 | 0.00 |
| H | Total All Bank (F+G) | 1201 | 4227.71 | 2288 | 15256.05 | 3489 | 19483.76 | 53 | 254.96 | 170 | 3579.18 |

NPA MANAGEMENT (SEGMENTWISE)
POSITION AS ON 31.03.2016

(in Lacs)

| S. No. | Name of the Bank | NPA Position as on 31.03.2016 | | | | | | | | | | Total | |
|----------|-------------------------------|-------------------------------|-----------------|--------------|-----------------|--------------|-----------------|--------------|-----------------|--------------|-----------------|---------------|------------------|
| | | C&I | | Agri. | | SSI | | SBF | | Per. | | No. | Amt. |
| | | No. | Amt. | No. | Amt. | No. | Amt. | No. | Amt. | No. | Amt. | | |
| 1 | State Bank of India | 93 | 1717.99 | 10137 | 8598.41 | 1306 | 2711.51 | 5399 | 2865.26 | 3306 | 2987.82 | 20241 | 18880.99 |
| 2 | Punjab National Bank | 312 | 16569.84 | 2855 | 5568.32 | 2607 | 39814.42 | 898 | 4351.16 | 314 | 2393.75 | 6986 | 68697.49 |
| 3 | Bank of Baroda | 44 | 7171.95 | 2581 | 7404.53 | 994 | 6267.06 | 564 | 1864.69 | 159 | 162.82 | 4342 | 22871.05 |
| A | Total Lead Banks | 449 | 25459.78 | 15573 | 21571.26 | 4907 | 48792.99 | 6861 | 9081.11 | 3779 | 5544.39 | 31569 | 110449.53 |
| 4 | Oriental Bank of Comm | 0 | 0.00 | 203 | 552.85 | 63 | 1171.21 | 277 | 1944.81 | 147 | 1386.04 | 690 | 5054.91 |
| 5 | Union Bank of India | 0 | 0.00 | 593 | 700.84 | 1341 | 6365.75 | 746 | 420.58 | 166 | 180.26 | 2846 | 7667.43 |
| 6 | Canara Bank | 0 | 0.00 | 3643 | 850.00 | 1759 | 6371.00 | 224 | 65.00 | 580 | 685.00 | 6206 | 7971.00 |
| 7 | Central Bank of India | 0 | 0.00 | 106 | 625.45 | 1406 | 4487.16 | 0 | 0.00 | 0 | 0.00 | 1512 | 5112.61 |
| 8 | Punjab & Sind Bank | 0 | 0.00 | 505 | 1270.68 | 519 | 1293.20 | 13 | 41.86 | 28 | 51.55 | 1065 | 2657.29 |
| 9 | Allahabad Bank | 0 | 0.00 | 1233 | 1572.25 | 89 | 901.01 | 0 | 0.00 | 261 | 1127.01 | 1583 | 3600.27 |
| 10 | UCO Bank | 0 | 0.00 | 23 | 199.30 | 188 | 1133.50 | 0 | 0.00 | 495 | 2037.87 | 706 | 3370.67 |
| 11 | Indian Overseas Bank | 0 | 0.00 | 2366 | 2373.96 | 195 | 804.76 | 0 | 0.00 | 3512 | 854.03 | 6073 | 4032.75 |
| 12 | State Bank of Patiala | 1 | 0.07 | 712 | 11.72 | 17 | 1.07 | 186 | 5.23 | 143 | 3.53 | 1059 | 21.62 |
| 13 | Bank of India | 67 | 239.31 | 89 | 151.27 | 73 | 66.00 | 150 | 581.29 | 5 | 2.16 | 384 | 1040.03 |
| 14 | Syndicate Bank | 194 | 156.36 | 7 | 3.00 | 586 | 590.60 | 977 | 637.32 | 173 | 134.95 | 1937 | 1522.23 |
| 15 | Vijaya Bank | 0 | 0.00 | 1 | 11.82 | 20 | 214.32 | 32 | 26.05 | 13 | 48.24 | 66 | 300.43 |
| 16 | Corporation Bank | 0 | 0.00 | 0 | 0.00 | 0 | 0.00 | 0 | 0.00 | 0 | 0.00 | 0 | 0.00 |
| 17 | Andhra bank | 0 | 0.00 | 0 | 0.00 | 1 | 0.91 | 0 | 0.00 | 25 | 100.92 | 26 | 101.83 |
| 18 | Indian Bank | 0 | 0.00 | 39 | 90.47 | 24 | 171.66 | 4 | 31.02 | 2 | 3.30 | 69 | 296.45 |
| 19 | United Bank of India | 0 | 0.00 | 0 | 0.00 | 0 | 0.00 | 0 | 0.00 | 0 | 0.00 | 0 | 0.00 |
| 20 | State Bank of B & J | 0 | 0.00 | 0 | 0.00 | 4 | 7.20 | 32 | 10.34 | 13 | 33.65 | 49 | 51.19 |
| 21 | Bank of Maharashtra | 0 | 0.00 | 0 | 0.00 | 11 | 557.37 | 0 | 0.00 | 11 | 25.65 | 22 | 583.02 |
| 22 | Dena Bank | 0 | 0.00 | 7 | 19.50 | 26 | 280.50 | 21 | 87.50 | 0 | 0.00 | 54 | 387.50 |
| 23 | IDBI Bank | 10 | 424.00 | 103 | 87.41 | 1 | 39.15 | 23 | 57.68 | 112 | 90.39 | 249 | 698.63 |
| 24 | State Bank of Hyderabad | 0 | 0.00 | 0 | 0.00 | 5 | 174.34 | 1 | 8.50 | 3 | 16.00 | 9 | 198.84 |
| B | Total Non-Lead Banks | 272 | 819.74 | 9630 | 8520.52 | 6328 | 24630.71 | 2686 | 3917.18 | 5689 | 6780.55 | 24605 | 44668.70 |
| C | Total N. Banks (A + B) | 721 | 26279.52 | 25203 | 30091.78 | 11235 | 73423.70 | 9547 | 12998.29 | 9468 | 12324.94 | 56174 | 155118.23 |
| 25 | Uttarakhand G.B | 5 | 41.47 | 10651 | 8241.46 | 1821 | 2812.58 | 3167 | 6172.24 | 1450 | 2489.46 | 17094 | 19757.21 |
| 26 | U.P. Gramin Bank | 0 | 0.00 | 23 | 5.98 | 11 | 0.01 | 0 | 0.00 | 0 | 0.00 | 34 | 5.99 |
| D | Total R.R.B. | 5 | 41.47 | 10674 | 8247.44 | 1832 | 2812.59 | 3167 | 6172.24 | 1450 | 2489.46 | 17128 | 19763.20 |
| 27 | Co-operative Bank | 5814 | 3055.46 | 9995 | 7021.67 | 5811 | 2367.80 | 5491 | 1574.77 | 14006 | 10900.14 | 41117 | 24919.84 |
| E | Total Cooperative | 5814 | 3055.46 | 9995 | 7021.67 | 5811 | 2367.80 | 5491 | 1574.77 | 14006 | 10900.14 | 41117 | 24919.84 |
| F | Total (C+D+E) | 6540 | 29376.45 | 45872 | 45360.89 | 18878 | 78604.09 | 18205 | 20745.30 | 24924 | 25714.54 | 114419 | 199801.27 |
| 28 | Nainital Bank | 0 | 0.00 | 378 | 1635.76 | 354 | 801.28 | 0 | 0.00 | 719 | 1586.20 | 1451 | 4023.24 |
| 29 | Axis Bank | 0 | 0.00 | 495 | 4502.53 | 5 | 31.44 | 0 | 0.00 | 85 | 174.11 | 585 | 4708.08 |
| 30 | ICICI bank | 0 | 0.00 | 0 | 0.00 | 0 | 0.00 | 0 | 0.00 | 0 | 0.00 | 0 | 0.00 |
| 31 | HDFC Bank | 0 | 0.00 | 161 | 505.96 | 141 | 102.42 | 2 | 0.70 | 615 | 369.12 | 919 | 978.20 |
| 32 | The J & K Bank | 0 | 0.00 | 0 | 0.00 | 0 | 0.00 | 0 | 0.00 | 3 | 244.59 | 3 | 244.59 |
| 33 | Fedral Bank Ltd | 0 | 0.00 | 0 | 0.00 | 0 | 0.00 | 0 | 0.00 | 0 | 0.00 | 0 | 0.00 |
| 34 | IndusInd Bank | 0 | 0.00 | 170 | 38.62 | 787 | 120.01 | 0 | 0.00 | 0 | 0.00 | 957 | 158.63 |
| 35 | The Karnataka bank | 3 | 2.99 | 0 | 0.00 | 2 | 6.03 | 0 | 0.00 | 0 | 0.00 | 5 | 9.02 |
| 36 | The South Indian Bank L | 1 | 9.60 | 0 | 0.00 | 0 | 0.00 | 0 | 0.00 | 0 | 0.00 | 1 | 9.60 |
| 37 | Standard Chartered Ban | 0 | 0.00 | 0 | 0.00 | 0 | 0.00 | 0 | 0.00 | 0 | 0.00 | 0 | 0.00 |
| 38 | Yes Bank | 0 | 0.00 | 0 | 0.00 | 0 | 0.00 | 0 | 0.00 | 0 | 0.00 | 0 | 0.00 |
| 39 | Kotak Mahinda | 0 | 0.00 | 3 | 10.45 | 0 | 0.00 | 0 | 0.00 | 6 | 0.00 | 9 | 10.45 |
| 40 | Bhartiya Mahila Bank | 0 | 0.00 | 0 | 0.00 | 3 | 4.70 | 0 | 0.00 | 0 | 0.00 | 3 | 4.70 |
| 41 | BANDHAN BANK | 0 | 0.00 | 0 | 0.00 | 0 | 0.00 | 0 | 0.00 | 0 | 0.00 | 0 | 0.00 |
| G | Total Private Bank | 4 | 12.59 | 1207 | 6693.32 | 1292 | 1065.88 | 2 | 0.70 | 1428 | 2374.02 | 3933 | 10146.51 |
| H | Total All Bank (F+G) | 6544 | 29389.04 | 47079 | 52054.21 | 20170 | 79669.97 | 18207 | 20746.00 | 26352 | 28088.56 | 118352 | 209947.78 |

Contd.

(in Lacs)

| S. No. | Name of the Bank | Addition | | | | | | | | | | Total | |
|----------|-------------------------------|------------|----------------|-------------|-----------------|-------------|-----------------|-------------|-----------------|-------------|----------------|--------------|-----------------|
| | | C&I | | Agri. | | SSI | | SBF | | Per. | | No. | Amt. |
| | | No. | Amt. | No. | Amt. | No. | Amt. | No. | Amt. | No. | Amt. | | |
| 1 | State Bank of India | 25 | 150.99 | 1879 | 1234.65 | 204 | 378.51 | 1235 | 1379.38 | 728 | 572.00 | 4071 | 3715.53 |
| 2 | Punjab National Bank | 62 | 7015.86 | 1355 | 3334.25 | 522 | 4165.45 | 385 | 518.48 | 496 | 1084.43 | 2820 | 16118.47 |
| 3 | Bank of Baroda | 41 | 292.38 | 3260 | 6899.00 | 1064 | 6022.70 | 780 | 3903.61 | 137 | 155.46 | 5282 | 17273.15 |
| A | Total Lead Banks | 128 | 7459.23 | 6494 | 11467.90 | 1790 | 10566.66 | 2400 | 5801.47 | 1361 | 1811.89 | 12173 | 37107.15 |
| 4 | Oriental Bank of Comm | 0 | 0.00 | 84 | 186.41 | 17 | 158.34 | 93 | 2101.51 | 51 | 281.86 | 245 | 2728.12 |
| 5 | Union Bank of India | 0 | 0.00 | 86 | 248.70 | 2 | 4.00 | 0 | 0.00 | 21 | 39.91 | 109 | 292.61 |
| 6 | Canara Bank | 0 | 0.00 | 440 | 185.37 | 314 | 444.53 | 0 | 0.00 | 63 | 251.65 | 817 | 881.55 |
| 7 | Central Bank of India | 0 | 0.00 | 6 | 4.73 | 88 | 495.81 | 0 | 0.00 | 0 | 0.00 | 94 | 500.54 |
| 8 | Punjab & Sind Bank | 0 | 0.00 | 12 | 36.88 | 22 | 50.26 | 0 | 0.00 | 9 | 49.66 | 43 | 136.80 |
| 9 | Allahabad Bank | 0 | 0.00 | 18 | 16.19 | 74 | 264.69 | 0 | 0.00 | 14 | 178.20 | 106 | 459.08 |
| 10 | UCO Bank | 0 | 0.00 | 0 | 0.00 | 0 | 0.00 | 0 | 0.00 | 99 | 288.89 | 99 | 288.89 |
| 11 | Indian Overseas Bank | 0 | 0.00 | 184 | 212.82 | 271 | 630.25 | 0 | 0.00 | 0 | 0.00 | 455 | 843.07 |
| 12 | State Bank of Patiala | 1 | 6.62 | 7 | 136.62 | 12 | 195.01 | 18 | 344.34 | 13 | 184.05 | 51 | 866.64 |
| 13 | Bank of India | 44 | 201.74 | 67 | 309.14 | 6 | 5.02 | 0 | 0.00 | 0 | 0.00 | 117 | 515.90 |
| 14 | Syndicate Bank | 0 | 0.00 | 0 | 0.00 | 0 | 0.00 | 0 | 0.00 | 0 | 0.00 | 0 | 0.00 |
| 15 | Vijaya Bank | 0 | 0.00 | 0 | 0.00 | 0 | 0.00 | 0 | 0.00 | 5 | 3.20 | 5 | 3.20 |
| 16 | Corporation Bank | 0 | 0.00 | 0 | 0.00 | 0 | 0.00 | 0 | 0.00 | 0 | 0.00 | 0 | 0.00 |
| 17 | Andhra bank | 0 | 0.00 | 0 | 0.00 | 0 | 0.00 | 0 | 0.00 | 0 | 0.00 | 0 | 0.00 |
| 18 | Indian Bank | 0 | 0.00 | 47 | 49.08 | 8 | 119.42 | 4 | 6.26 | 2 | 3.30 | 61 | 178.06 |
| 19 | United Bank of India | 0 | 0.00 | 0 | 0.00 | 0 | 0.00 | 0 | 0.00 | 0 | 0.00 | 0 | 0.00 |
| 20 | State Bank of B & J | 0 | 0.00 | 0 | 0.00 | 2 | 2.50 | 5 | 9.85 | 10 | 24.28 | 17 | 36.63 |
| 21 | Bank of Maharashtra | 0 | 0.00 | 0 | 0.00 | 1 | 5.87 | 0 | 0.00 | 4 | 9.81 | 5 | 15.68 |
| 22 | Dena Bank | 0 | 0.00 | 10 | 5.00 | 8 | 20.00 | 0 | 0.00 | 0 | 0.00 | 18 | 25.00 |
| 23 | IDBI Bank | 0 | 0.00 | 41 | 23.61 | 0 | 0.00 | 1 | 9.96 | 29 | 14.06 | 71 | 47.63 |
| 24 | State Bank of Hyderaba | 0 | 0.00 | 0 | 0.00 | 2 | 150.00 | 3 | 37.00 | 3 | 10.00 | 8 | 197.00 |
| B | Total Non-Lead Banks | 45 | 208.36 | 1002 | 1414.55 | 827 | 2545.70 | 124 | 2508.92 | 323 | 1338.87 | 2321 | 8016.40 |
| C | Total N. Banks (A + B) | 173 | 7667.59 | 7496 | 12882.45 | 2617 | 13112.36 | 2524 | 8310.39 | 1684 | 3150.76 | 14494 | 45123.55 |
| 25 | Uttarakhand G.B | 21 | 86.55 | 1608 | 2764.71 | 476 | 3500.01 | 530 | 2306.13 | 293 | 2126.32 | 2928 | 10783.72 |
| 26 | U.P. Gramin Bank | 0 | 0.00 | 1 | 2.98 | 0 | 0.00 | 0 | 0.00 | 0 | 0.00 | 1 | 2.98 |
| D | Total R.R.B. | 21 | 86.55 | 1609 | 2767.69 | 476 | 3500.01 | 530 | 2306.13 | 293 | 2126.32 | 2929 | 10786.70 |
| 27 | Co-operative Bank | 0 | 0.00 | 0 | 0.00 | 0 | 0.00 | 0 | 0.00 | 0 | 0.00 | 0 | 0.00 |
| E | Total Cooperative | 0 | 0.00 | 0 | 0.00 | 0 | 0.00 | 0 | 0.00 | 0 | 0.00 | 0 | 0.00 |
| F | Total (C+D+E) | 194 | 7754.14 | 9105 | 15650.14 | 3093 | 16612.37 | 3054 | 10616.52 | 1977 | 5277.08 | 17423 | 55910.25 |
| 28 | Nainital Bank | 0 | 0.00 | 445 | 515.03 | 544 | 2882.30 | 0 | 0.00 | 79 | 114.98 | 1068 | 3512.31 |
| 29 | Axis Bank | 41 | 195.10 | 55 | 64.92 | 1 | 2.36 | 0 | 0.00 | 0 | 0.00 | 97 | 262.38 |
| 30 | ICICI bank | 0 | 0.00 | 0 | 0.00 | 0 | 0.00 | 0 | 0.00 | 0 | 0.00 | 0 | 0.00 |
| 31 | HDFC Bank | 0 | 0.00 | 313 | 1050.74 | 212 | 217.40 | 12 | 4.78 | 822 | 522.30 | 1359 | 1795.22 |
| 32 | The J & K Bank | 0 | 0.00 | 0 | 0.00 | 0 | 0.00 | 0 | 0.00 | 0 | 0.00 | 0 | 0.00 |
| 33 | Fedral Bank Ltd | 0 | 0.00 | 0 | 0.00 | 0 | 0.00 | 0 | 0.00 | 0 | 0.00 | 0 | 0.00 |
| 34 | IndusInd Bank | 0 | 0.00 | 0 | 0.00 | 0 | 0.00 | 0 | 0.00 | 0 | 0.00 | 0 | 0.00 |
| 35 | The Karnataka bank | 0 | 0.00 | 0 | 0.00 | 1 | 2.32 | 0 | 0.00 | 0 | 0.00 | 1 | 2.32 |
| 36 | The South Indian Bank | 0 | 0.00 | 0 | 0.00 | 0 | 0.00 | 0 | 0.00 | 0 | 0.00 | 0 | 0.00 |
| 37 | Standard Chartered Bar | 0 | 0.00 | 0 | 0.00 | 0 | 0.00 | 0 | 0.00 | 0 | 0.00 | 0 | 0.00 |
| 38 | Yes Bank | 0 | 0.00 | 0 | 0.00 | 0 | 0.00 | 0 | 0.00 | 0 | 0.00 | 0 | 0.00 |
| 39 | Kotak Mahinda | 0 | 0.00 | 9 | 157.86 | 0 | 0.00 | 0 | 0.00 | 0 | 0.00 | 9 | 157.86 |
| 40 | Bhartiya Mahila Bank | 0 | 0.00 | 0 | 0.00 | 0 | 0.00 | 0 | 0.00 | 0 | 0.00 | 0 | 0.00 |
| 41 | BANDHAN BANK | 0 | 0.00 | 0 | 0.00 | 0 | 0.00 | 0 | 0.00 | 0 | 0.00 | 0 | 0.00 |
| G | Total Private Bank | 41 | 195.10 | 822 | 1788.55 | 758 | 3104.38 | 12 | 4.78 | 901 | 637.28 | 2534 | 5730.09 |
| H | Total All Bank (F+G) | 235 | 7949.24 | 9927 | 17438.69 | 3851 | 19716.75 | 3066 | 10621.30 | 2878 | 5914.36 | 19957 | 61640.34 |

Contd.

(in Lacs)

| S. No. | Name of the Bank | Recovery | | | | | | | | | | Total | |
|----------|-------------------------------|------------|----------------|-------------|----------------|-------------|----------------|-------------|----------------|-------------|----------------|--------------|-----------------|
| | | C&I | | Agri. | | SSI | | SBF | | Per. | | No. | Amt. |
| | | No. | Amt. | No. | Amt. | No. | Amt. | No. | Amt. | No. | Amt. | | |
| 1 | State Bank of India | 20 | 351.41 | 2292 | 1385.40 | 179 | 223.05 | 1081 | 493.22 | 222 | 186.75 | 3794 | 2639.83 |
| 2 | Punjab National Bank | 20 | 2159.10 | 203 | 157.65 | 151 | 711.80 | 90 | 71.57 | 25 | 101.14 | 489 | 3201.26 |
| 3 | Bank of Baroda | 13 | 49.22 | 327 | 737.76 | 200 | 616.20 | 67 | 301.66 | 2 | 0.56 | 609 | 1705.40 |
| A | Total Lead Banks | 53 | 2559.73 | 2822 | 2280.81 | 530 | 1551.05 | 1238 | 866.45 | 249 | 288.45 | 4892 | 7546.49 |
| 4 | Oriental Bank of Comm. | 0 | 0.00 | 16 | 21.59 | 2 | 75.69 | 32 | 159.20 | 12 | 20.83 | 62 | 277.31 |
| 5 | Union Bank of India | 0 | 0.00 | 52 | 78.39 | 1 | 1.00 | 0 | 0.00 | 7 | 9.20 | 60 | 88.59 |
| 6 | Canara Bank | 0 | 0.00 | 148 | 108.57 | 109 | 168.92 | 0 | 0.00 | 31 | 39.55 | 288 | 317.04 |
| 7 | Central Bank of India | 0 | 0.00 | 0 | 0.00 | 0 | 0.00 | 0 | 0.00 | 0 | 0.00 | 0 | 0.00 |
| 8 | Punjab & Sind Bank | 0 | 0.00 | 0 | 0.00 | 0 | 0.00 | 0 | 0.00 | 0 | 0.00 | 0 | 0.00 |
| 9 | Allahabad Bank | 0 | 0.00 | 162 | 212.80 | 45 | 659.25 | 0 | 0.00 | 127 | 335.08 | 334 | 1207.13 |
| 10 | UCO Bank | 0 | 0.00 | 10 | 3.10 | 0 | 0.00 | 0 | 0.00 | 32 | 22.53 | 42 | 25.63 |
| 11 | Indian Overseas Bank | 0 | 0.00 | 136 | 562.00 | 242 | 249.31 | 0 | 0.00 | 42 | 73.00 | 420 | 884.31 |
| 12 | State Bank of Patiala | 0 | 0.00 | 2 | 5.00 | 4 | 23.48 | 10 | 12.35 | 6 | 19.00 | 22 | 59.83 |
| 13 | Bank of India | 27 | 87.96 | 13 | 5.50 | 21 | 19.99 | 4 | 1.80 | 0 | 0.00 | 65 | 115.25 |
| 14 | Syndicate Bank | 0 | 0.00 | 0 | 0.00 | 0 | 0.00 | 0 | 0.00 | 0 | 0.00 | 0 | 0.00 |
| 15 | Vijaya Bank | 0 | 0.00 | 0 | 0.00 | 1 | 0.02 | 0 | 0.00 | 17 | 2.26 | 18 | 2.28 |
| 16 | Corporation Bank | 0 | 0.00 | 0 | 0.00 | 0 | 0.00 | 0 | 0.00 | 0 | 0.00 | 0 | 0.00 |
| 17 | Andhra bank | 0 | 0.00 | 0 | 0.00 | 0 | 0.00 | 0 | 0.00 | 0 | 0.00 | 0 | 0.00 |
| 18 | Indian Bank | 0 | 0.00 | 4 | 2.09 | 1 | 5.12 | 4 | 0.57 | 0 | 0.00 | 9 | 7.78 |
| 19 | United Bank of India | 0 | 0.00 | 0 | 0.00 | 0 | 0.00 | 0 | 0.00 | 0 | 0.00 | 0 | 0.00 |
| 20 | State Bank of B & J | 0 | 0.00 | 0 | 0.00 | 0 | 0.00 | 0 | 0.00 | 1 | 0.16 | 1 | 0.16 |
| 21 | Bank of Maharashtra | 0 | 0.00 | 0 | 0.00 | 0 | 0.00 | 0 | 0.00 | 0 | 0.00 | 0 | 0.00 |
| 22 | Dena Bank | 0 | 0.00 | 0 | 0.00 | 2 | 3.00 | 0 | 0.00 | 0 | 0.00 | 2 | 3.00 |
| 23 | IDBI Bank | 2 | 5.00 | 38 | 36.89 | 1 | 9.00 | 16 | 17.33 | 19 | 17.12 | 76 | 85.34 |
| 24 | State Bank of Hyderabad | 0 | 0.00 | 0 | 0.00 | 0 | 0.00 | 0 | 0.00 | 2 | 0.70 | 2 | 0.70 |
| B | Total Non-Lead Banks | 29 | 92.96 | 581 | 1035.93 | 429 | 1214.78 | 66 | 191.25 | 296 | 539.43 | 1401 | 3074.35 |
| C | Total N. Banks (A + B) | 82 | 2652.69 | 3403 | 3316.74 | 959 | 2765.83 | 1304 | 1057.70 | 545 | 827.88 | 6293 | 10620.84 |
| 25 | Uttarakhand G.B | 0 | 0.00 | 269 | 325.32 | 108 | 160.36 | 240 | 391.35 | 153 | 304.68 | 770 | 1181.71 |
| 26 | U.P. Gramin Bank | 0 | 0.00 | 0 | 0.00 | 0 | 0.00 | 0 | 0.00 | 0 | 0.00 | 0 | 0.00 |
| D | Total R.R.B. | 0 | 0.00 | 269 | 325.32 | 108 | 160.36 | 240 | 391.35 | 153 | 304.68 | 770 | 1181.71 |
| 27 | Co-operative Bank | 128 | 690.09 | 914 | 979.58 | 738 | 288.73 | 480 | 149.59 | 819 | 759.39 | 3079 | 2867.38 |
| E | Total Cooperative | 128 | 690.09 | 914 | 979.58 | 738 | 288.73 | 480 | 149.59 | 819 | 759.39 | 3079 | 2867.38 |
| F | Total (C+D+E) | 210 | 3342.78 | 4586 | 4621.64 | 1805 | 3214.92 | 2024 | 1598.64 | 1517 | 1891.95 | 10142 | 14669.93 |
| 28 | Nainital Bank | 0 | 0.00 | 76 | 95.26 | 11 | 335.65 | 0 | 0.00 | 484 | 462.99 | 571 | 893.90 |
| 29 | Axis Bank | 0 | 0.00 | 0 | 0.00 | 0 | 0.00 | 0 | 0.00 | 0 | 0.00 | 0 | 0.00 |
| 30 | ICICI bank | 0 | 0.00 | 0 | 0.00 | 0 | 0.00 | 0 | 0.00 | 0 | 0.00 | 0 | 0.00 |
| 31 | HDFC Bank | 0 | 0.00 | 0 | 0.00 | 0 | 0.00 | 0 | 0.00 | 0 | 0.00 | 0 | 0.00 |
| 32 | The J & K Bank | 0 | 0.00 | 0 | 0.00 | 0 | 0.00 | 0 | 0.00 | 1 | 1.00 | 1 | 1.00 |
| 33 | Fedral Bank Ltd | 0 | 0.00 | 0 | 0.00 | 0 | 0.00 | 0 | 0.00 | 0 | 0.00 | 0 | 0.00 |
| 34 | IndusInd Bank | 0 | 0.00 | 75 | 3.96 | 353 | 32.20 | 0 | 0.00 | 0 | 0.00 | 428 | 36.16 |
| 35 | The Karnataka bank | 0 | 0.00 | 0 | 0.00 | 1 | 2.66 | 0 | 0.00 | 0 | 0.00 | 1 | 2.66 |
| 36 | The South Indian Bank L | 0 | 0.00 | 0 | 0.00 | 0 | 0.00 | 0 | 0.00 | 0 | 0.00 | 0 | 0.00 |
| 37 | Standard Chartered Ban | 0 | 0.00 | 0 | 0.00 | 0 | 0.00 | 0 | 0.00 | 0 | 0.00 | 0 | 0.00 |
| 38 | Yes Bank | 0 | 0.00 | 0 | 0.00 | 0 | 0.00 | 0 | 0.00 | 0 | 0.00 | 0 | 0.00 |
| 39 | Kotak Mahinda | 0 | 0.00 | 0 | 0.00 | 0 | 0.00 | 0 | 0.00 | 0 | 0.00 | 0 | 0.00 |
| 40 | Bhartiya Mahila Bank | 0 | 0.00 | 0 | 0.00 | 0 | 0.00 | 0 | 0.00 | 0 | 0.00 | 0 | 0.00 |
| 41 | BANDHAN BANK | 0 | 0.00 | 0 | 0.00 | 0 | 0.00 | 0 | 0.00 | 0 | 0.00 | 0 | 0.00 |
| G | Total Private Bank | 0 | 0.00 | 151 | 99.22 | 365 | 370.51 | 0 | 0.00 | 485 | 463.99 | 1001 | 933.72 |
| H | Total All Bank (F+G) | 210 | 3342.78 | 4737 | 4720.86 | 2170 | 3585.43 | 2024 | 1598.64 | 2002 | 2355.94 | 11143 | 15603.65 |

Contd.

(in Lacs)

| S. No. | Name of the Bank | NPA Position as on 30.06.2016 | | | | | | | |
|----------|-------------------------------|-------------------------------|-----------------|--------------|-----------------|--------------|-----------------|--------------|-----------------|
| | | C&I | | Agri. | | SSI | | SBF | |
| | | No. | Amt. | No. | Amt. | No. | Amt. | No. | Amt. |
| 1 | State Bank of India | 98 | 1517.57 | 9724 | 8447.66 | 1331 | 2866.97 | 5553 | 3751.42 |
| 2 | Punjab National Bank | 354 | 21426.60 | 4007 | 8744.92 | 2978 | 43268.07 | 1193 | 4798.07 |
| 3 | Bank of Baroda | 72 | 7415.11 | 5514 | 13565.77 | 1858 | 11673.56 | 1277 | 5466.64 |
| A | Total Lead Banks | 524 | 30359.28 | 19245 | 30758.35 | 6167 | 57808.60 | 8023 | 14016.13 |
| 4 | Oriental Bank of Comm. | 0 | 0.00 | 271 | 717.67 | 78 | 1253.86 | 338 | 3887.12 |
| 5 | Union Bank of India | 0 | 0.00 | 627 | 871.15 | 1342 | 6368.75 | 746 | 420.58 |
| 6 | Canara Bank | 0 | 0.00 | 3935 | 926.80 | 1964 | 6646.61 | 224 | 65.00 |
| 7 | Central Bank of India | 0 | 0.00 | 112 | 630.18 | 1494 | 4982.97 | 0 | 0.00 |
| 8 | Punjab & Sind Bank | 0 | 0.00 | 517 | 1307.56 | 541 | 1343.46 | 13 | 41.86 |
| 9 | Allahabad Bank | 0 | 0.00 | 1089 | 1375.64 | 118 | 506.45 | 0 | 0.00 |
| 10 | UCO Bank | 0 | 0.00 | 13 | 196.20 | 188 | 1133.50 | 0 | 0.00 |
| 11 | Indian Overseas Bank | 0 | 0.00 | 2414 | 2024.78 | 224 | 1185.70 | 0 | 0.00 |
| 12 | State Bank of Patiala | 2 | 6.69 | 717 | 143.34 | 25 | 172.60 | 194 | 337.22 |
| 13 | Bank of India | 84 | 353.09 | 143 | 454.91 | 58 | 51.03 | 146 | 579.49 |
| 14 | Syndicate Bank | 194 | 156.36 | 7 | 3.00 | 586 | 590.60 | 977 | 637.32 |
| 15 | Vijaya Bank | 0 | 0.00 | 1 | 11.82 | 19 | 214.30 | 32 | 26.05 |
| 16 | Corporation Bank | 0 | 0.00 | 0 | 0.00 | 0 | 0.00 | 0 | 0.00 |
| 17 | Andhra bank | 0 | 0.00 | 0 | 0.00 | 1 | 0.91 | 0 | 0.00 |
| 18 | Indian Bank | 0 | 0.00 | 82 | 137.46 | 31 | 285.96 | 4 | 36.71 |
| 19 | United Bank of India | 0 | 0.00 | 0 | 0.00 | 0 | 0.00 | 0 | 0.00 |
| 20 | State Bank of B & J | 0 | 0.00 | 0 | 0.00 | 6 | 9.70 | 37 | 20.19 |
| 21 | Bank of Maharashtra | 0 | 0.00 | 0 | 0.00 | 12 | 563.24 | 0 | 0.00 |
| 22 | Dena Bank | 0 | 0.00 | 17 | 24.50 | 32 | 297.50 | 21 | 87.50 |
| 23 | IDBI Bank | 8 | 419.00 | 106 | 74.13 | 0 | 30.15 | 8 | 50.31 |
| 24 | State Bank of Hyderabad | 0 | 0.00 | 0 | 0.00 | 7 | 324.34 | 4 | 45.50 |
| B | Total Non-Lead Banks | 288 | 935.14 | 10051 | 8899.14 | 6726 | 25961.63 | 2744 | 6234.85 |
| C | Total N. Banks (A + B) | 812 | 31294.42 | 29296 | 39657.49 | 12893 | 83770.23 | 10767 | 20250.98 |
| 25 | Uttarakhand G.B | 26 | 128.02 | 11990 | 10680.85 | 2189 | 6152.23 | 3457 | 8087.02 |
| 26 | U.P. Gramin Bank | 0 | 0.00 | 24 | 8.96 | 11 | 0.01 | 0 | 0.00 |
| D | Total R.R.B. | 26 | 128.02 | 12014 | 10689.81 | 2200 | 6152.24 | 3457 | 8087.02 |
| 27 | Co-operative Bank | 5686 | 2365.37 | 9081 | 6042.09 | 5073 | 2079.07 | 5011 | 1425.18 |
| E | Total Cooperative | 5686 | 2365.37 | 9081 | 6042.09 | 5073 | 2079.07 | 5011 | 1425.18 |
| F | Total (C+D+E) | 6524 | 33787.81 | 50391 | 56389.39 | 20166 | 92001.54 | 19235 | 29763.18 |
| 28 | Nainital Bank | 0 | 0.00 | 747 | 2055.53 | 887 | 3347.93 | 0 | 0.00 |
| 29 | Axis Bank | 41 | 195.10 | 550 | 4567.45 | 6 | 33.80 | 0 | 0.00 |
| 30 | ICICI bank | 0 | 0.00 | 0 | 0.00 | 0 | 0.00 | 0 | 0.00 |
| 31 | HDFC Bank | 0 | 0.00 | 474 | 1556.70 | 353 | 319.82 | 14 | 5.48 |
| 32 | The J & K Bank | 0 | 0.00 | 0 | 0.00 | 0 | 0.00 | 0 | 0.00 |
| 33 | Fedral Bank Ltd | 0 | 0.00 | 0 | 0.00 | 0 | 0.00 | 0 | 0.00 |
| 34 | IndusInd Bank | 0 | 0.00 | 95 | 34.66 | 434 | 87.81 | 0 | 0.00 |
| 35 | The Karnataka bank | 3 | 2.99 | 0 | 0.00 | 2 | 5.69 | 0 | 0.00 |
| 36 | The South Indian Bank Lt | 1 | 9.60 | 0 | 0.00 | 0 | 0.00 | 0 | 0.00 |
| 37 | Standard Chartered Bank | 0 | 0.00 | 0 | 0.00 | 0 | 0.00 | 0 | 0.00 |
| 38 | Yes Bank | 0 | 0.00 | 0 | 0.00 | 0 | 0.00 | 0 | 0.00 |
| 39 | Kotak Mahinda | 0 | 0.00 | 12 | 168.31 | 0 | 0.00 | 0 | 0.00 |
| 40 | Bhartiya Mahila Bank | 0 | 0.00 | 0 | 0.00 | 3 | 4.70 | 0 | 0.00 |
| 41 | BANDHAN BANK | 0 | 0.00 | 0 | 0.00 | 0 | 0.00 | 0 | 0.00 |
| G | Total Private Bank | 45 | 207.69 | 1878 | 8382.65 | 1685 | 3799.75 | 14 | 5.48 |
| H | Total All Bank (F+G) | 6569 | 33995.50 | 52269 | 64772.04 | 21851 | 95801.29 | 19249 | 29768.66 |

Contd.

(in Lacs)

| S.No. | Name of the Bank | NPA Position as on 30.06.2016 | | | | Total Advances | | % of NPA To Total advances |
|----------|-------------------------------|-------------------------------|-----------------|---------------|------------------|----------------|-------------------|----------------------------|
| | | Per. | | Total NPA | | No. | Amt. | |
| | | No. | Amt. | No. | Amt. | | | |
| 1 | State Bank of India | 3812 | 3373.07 | 20518 | 19956.69 | 262438 | 1437078.00 | 1.39 |
| 2 | Punjab National Bank | 785 | 3377.04 | 9317 | 81614.70 | 159971 | 851865.00 | 9.58 |
| 3 | Bank of Baroda | 294 | 317.72 | 9015 | 38438.80 | 54312 | 255921.00 | 15.02 |
| A | Total Lead Banks | 4891 | 7067.83 | 38850 | 140010.19 | 476721 | 2544864.00 | 5.50 |
| 4 | Oriental Bank of Comm. | 186 | 1647.07 | 873 | 7505.72 | 41585 | 194548.00 | 3.86 |
| 5 | Union Bank of India | 180 | 210.97 | 2895 | 7871.45 | 31463 | 177560.00 | 4.43 |
| 6 | Canara Bank | 612 | 897.10 | 6735 | 8535.51 | 22742 | 125905.00 | 6.78 |
| 7 | Central Bank of India | 0 | 0.00 | 1606 | 5613.15 | 12933 | 53991.00 | 10.40 |
| 8 | Punjab & Sind Bank | 37 | 101.21 | 1108 | 2794.09 | 14481 | 54398.00 | 5.14 |
| 9 | Allahabad Bank | 148 | 970.13 | 1355 | 2852.22 | 18924 | 89954.00 | 3.17 |
| 10 | UCO Bank | 562 | 2304.23 | 763 | 3633.93 | 8664 | 48551.00 | 7.48 |
| 11 | Indian Overseas Bank | 3470 | 781.03 | 6108 | 3991.51 | 7757 | 97013.00 | 4.11 |
| 12 | State Bank of Patiala | 150 | 168.58 | 1088 | 828.43 | 11523 | 55162.00 | 1.50 |
| 13 | Bank of India | 5 | 2.16 | 436 | 1440.68 | 24140 | 77605.00 | 1.86 |
| 14 | Syndicate Bank | 173 | 134.95 | 1937 | 1522.23 | 11046 | 41075.00 | 3.71 |
| 15 | Vijaya Bank | 1 | 49.18 | 53 | 301.35 | 2075 | 10493.00 | 2.87 |
| 16 | Corporation Bank | 0 | 0.00 | 0 | 0.00 | 8815 | 35528.00 | 0.00 |
| 17 | Andhra bank | 25 | 100.92 | 26 | 101.83 | 2482 | 17505.00 | 0.58 |
| 18 | Indian Bank | 4 | 6.60 | 121 | 466.73 | 2694 | 8386.00 | 5.57 |
| 19 | United Bank of India | 0 | 0.00 | 0 | 0.00 | 2536 | 7380.00 | 0.00 |
| 20 | State Bank of B & J | 22 | 57.77 | 65 | 87.66 | 986 | 6801.00 | 1.29 |
| 21 | Bank of Maharashtra | 15 | 35.46 | 27 | 598.70 | 841 | 4566.00 | 13.11 |
| 22 | Dena Bank | 0 | 0.00 | 70 | 409.50 | 2662 | 29080.00 | 1.41 |
| 23 | IDBI Bank | 122 | 87.33 | 244 | 660.92 | 8897 | 65656.00 | 1.01 |
| 24 | State Bank of Hyderabad | 4 | 25.30 | 15 | 395.14 | 1370 | 15600.00 | 2.53 |
| B | Total Non-Lead Banks | 5716 | 7579.99 | 25525 | 49610.75 | 238616 | 1216757.00 | 4.08 |
| C | Total N. Banks (A + B) | 10607 | 14647.82 | 64375 | 189620.94 | 715337 | 3761621.00 | 5.04 |
| 25 | Uttarakhand G.B | 1590 | 4311.10 | 19252 | 29359.22 | 127921 | 193453.00 | 15.18 |
| 26 | U.P. Gramin Bank | 0 | 0.00 | 35 | 8.97 | 710 | 482.00 | 1.86 |
| D | Total R.R.B. | 1590 | 4311.10 | 19287 | 29368.19 | 128631 | 193935.00 | 15.14 |
| 27 | Co-operative Bank | 13187 | 10140.75 | 38038 | 22052.46 | 284246 | 423568.00 | 5.21 |
| E | Total Cooperative | 13187 | 10140.75 | 38038 | 22052.46 | 284246 | 423568.00 | 5.21 |
| F | Total (C+D+E) | 25384 | 29099.67 | 121700 | 241041.59 | 1128214 | 4379124.00 | 5.50 |
| 28 | Nainital Bank | 314 | 1238.19 | 1948 | 6641.65 | 26782 | 133677.00 | 4.97 |
| 29 | Axis Bank | 85 | 174.11 | 682 | 4970.46 | 3267 | 89627.00 | 5.55 |
| 30 | ICICI bank | 0 | 0.00 | 0 | 0.00 | 16300 | 84958.00 | 0.00 |
| 31 | HDFC Bank | 1437 | 891.42 | 2278 | 2773.42 | 116192 | 169669.00 | 1.63 |
| 32 | The J & K Bank | 2 | 243.59 | 2 | 243.59 | 318 | 2251.00 | 10.82 |
| 33 | Fedral Bank Ltd | 0 | 0.00 | 0 | 0.00 | 1 | 3428.00 | 0.00 |
| 34 | IndusInd Bank | 0 | 0.00 | 529 | 122.47 | 9219 | 18352.00 | 0.67 |
| 35 | The Karnataka bank | 0 | 0.00 | 5 | 8.68 | 1181 | 8260.00 | 0.11 |
| 36 | The South Indian Bank Ltd | 0 | 0.00 | 1 | 9.60 | 1 | 2781.00 | 0.35 |
| 37 | Standard Chartered Bank | 0 | 0.00 | 0 | 0.00 | 0 | 0.00 | 0.00 |
| 38 | Yes Bank | 0 | 0.00 | 0 | 0.00 | 744 | 33166.00 | 0.00 |
| 39 | Kotak Mahinda | 6 | 0.00 | 18 | 168.31 | 1434 | 32159.00 | 0.52 |
| 40 | Bhartiya Mahila Bank | 0 | 0.00 | 3 | 4.70 | 307 | 566.00 | 0.83 |
| 41 | BANDHAN BANK | 0 | 0.00 | 0 | 0.00 | 0 | 0.00 | 0.00 |
| G | Total Private Bank | 1844 | 2547.31 | 5466 | 14942.88 | 175746 | 578894.00 | 2.58 |
| H | Total All Bank (F+G) | 27228 | 31646.98 | 127166 | 255984.47 | 1303960 | 4958018.00 | 5.16 |

BANKWISE POSITION OF SEGMENTWISE WRITE-OFF

FROM 01.04.2016 TO 30.06.2016

(in Lacs)

| S. No. | Name of the Bank | SSI | | SBF | | AGL | | Non-P.S. | | Total | |
|----------|-------------------------------|------------|---------------|------------|---------------|-------------|----------------|------------|---------------|-------------|----------------|
| | | No. | Amt. | No. | Amt. | No. | Amt. | No. | Amt. | No. | Amt. |
| 1 | State Bank of India | 47 | 54.83 | 437 | 378.75 | 1463 | 316.79 | 123 | 153.12 | 2070 | 903.49 |
| 2 | Punjab National Bank | 0 | 0.00 | 0 | 0.00 | 0 | 0.00 | 0 | 0.00 | 0 | 0.00 |
| 3 | Bank of Baroda | 21 | 10.93 | 0 | 0.00 | 7 | 13.23 | 0 | 0.00 | 28 | 24.16 |
| A | Total Lead Banks | 68 | 65.76 | 437 | 378.75 | 1470 | 330.02 | 123 | 153.12 | 2098 | 927.65 |
| 4 | Oriental Bank of Comm. | 7 | 208.43 | 18 | 316.09 | 8 | 70.62 | 13 | 42.98 | 46 | 638.12 |
| 5 | Union Bank of India | 0 | 0.00 | 0 | 0.00 | 30 | 20.65 | 11 | 9.90 | 41 | 30.55 |
| 6 | Canara Bank | 0 | 0.00 | 0 | 0.00 | 28 | 23.30 | 0 | 0.00 | 28 | 23.30 |
| 7 | Central Bank of India | 0 | 0.00 | 0 | 0.00 | 0 | 0.00 | 0 | 0.00 | 0 | 0.00 |
| 8 | Punjab & Sind Bank | 0 | 0.00 | 0 | 0.00 | 0 | 0.00 | 0 | 0.00 | 0 | 0.00 |
| 9 | Allahabad Bank | 158 | 379.00 | 0 | 0.00 | 427 | 208.48 | 102 | 69.64 | 687 | 657.12 |
| 10 | UCO Bank | 0 | 0.00 | 0 | 0.00 | 0 | 0.00 | 0 | 0.00 | 0 | 0.00 |
| 11 | Indian Overseas Bank | 130 | 43.98 | 0 | 0.00 | 57 | 10.03 | 41 | 58.13 | 228 | 112.14 |
| 12 | State Bank of Patiala | 11 | 21.23 | 26 | 87.11 | 86 | 165.67 | 47 | 104.43 | 170 | 378.44 |
| 13 | Bank of India | 12 | 8.52 | 128 | 17.23 | 57 | 5.48 | 43 | 15.62 | 240 | 46.85 |
| 14 | Syndicate Bank | 0 | 0.00 | 0 | 0.00 | 0 | 0.00 | 0 | 0.00 | 0 | 0.00 |
| 15 | Vijaya Bank | 0 | 0.00 | 0 | 0.00 | 0 | 0.00 | 0 | 0.00 | 0 | 0.00 |
| 16 | Corporation Bank | 0 | 0.00 | 0 | 0.00 | 0 | 0.00 | 0 | 0.00 | 0 | 0.00 |
| 17 | Andhra bank | 0 | 0.00 | 0 | 0.00 | 0 | 0.00 | 0 | 0.00 | 0 | 0.00 |
| 18 | Indian Bank | 0 | 0.00 | 0 | 0.00 | 0 | 0.00 | 0 | 0.00 | 0 | 0.00 |
| 19 | United Bank of India | 35 | 5.45 | 0 | 0.00 | 0 | 0.00 | 0 | 0.00 | 35 | 5.45 |
| 20 | State Bank of B & J | 0 | 0.00 | 0 | 0.00 | 0 | 0.00 | 0 | 0.00 | 0 | 0.00 |
| 21 | Bank of Maharashtra | 0 | 0.00 | 0 | 0.00 | 0 | 0.00 | 0 | 0.00 | 0 | 0.00 |
| 22 | Dena Bank | 0 | 0.00 | 0 | 0.00 | 0 | 0.00 | 0 | 0.00 | 0 | 0.00 |
| 23 | IDBI Bank | 0 | 0.00 | 0 | 0.00 | 0 | 0.00 | 0 | 0.00 | 0 | 0.00 |
| 24 | State Bank of Hyderabad | 0 | 0.00 | 0 | 0.00 | 0 | 0.00 | 0 | 0.00 | 0 | 0.00 |
| B | Total Non-Lead Banks | 353 | 666.61 | 172 | 420.43 | 693 | 504.23 | 257 | 300.70 | 1475 | 1891.97 |
| C | Total N. Banks (A + B) | 421 | 732.37 | 609 | 799.18 | 2163 | 834.25 | 380 | 453.82 | 3573 | 2819.62 |
| 25 | Uttarakhand G.B | 0 | 0.00 | 0 | 0.00 | 0 | 0.00 | 0 | 0.00 | 0 | 0.00 |
| 26 | U.P. Gramin Bank | 0 | 0.00 | 0 | 0.00 | 31 | 0.04 | 0 | 0.00 | 31 | 0.04 |
| D | Total R.R.B. | 0 | 0.00 | 0 | 0.00 | 31 | 0.04 | 0 | 0.00 | 31 | 0.04 |
| 27 | Co-operative Bank | 0 | 0.00 | 0 | 0.00 | 0 | 0.00 | 0 | 0.00 | 0 | 0.00 |
| E | Total Cooperative | 0 | 0.00 | 0 | 0.00 | 0 | 0.00 | 0 | 0.00 | 0 | 0.00 |
| F | Total (C+D+E) | 421 | 732.37 | 609 | 799.18 | 2194 | 834.29 | 380 | 453.82 | 3604 | 2819.66 |
| 28 | Nainital Bank | 0 | 0.00 | 0 | 0.00 | 0 | 0.00 | 0 | 0.00 | 0 | 0.00 |
| 29 | Axis Bank | 0 | 0.00 | 0 | 0.00 | 119 | 773.26 | 0 | 0.00 | 119 | 773.26 |
| 30 | ICICI bank | 0 | 0.00 | 0 | 0.00 | 0 | 0.00 | 0 | 0.00 | 0 | 0.00 |
| 31 | HDFC Bank | 0 | 0.00 | 0 | 0.00 | 0 | 0.00 | 0 | 0.00 | 0 | 0.00 |
| 32 | The J & K Bank | 0 | 0.00 | 0 | 0.00 | 0 | 0.00 | 0 | 0.00 | 0 | 0.00 |
| 33 | Fedral Bank Ltd | 0 | 0.00 | 0 | 0.00 | 0 | 0.00 | 0 | 0.00 | 0 | 0.00 |
| 34 | IndusInd Bank | 0 | 0.00 | 0 | 0.00 | 0 | 0.00 | 0 | 0.00 | 0 | 0.00 |
| 35 | The Karnataka bank | 0 | 0.00 | 0 | 0.00 | 0 | 0.00 | 0 | 0.00 | 0 | 0.00 |
| 36 | The South Indian Bank Lt | 0 | 0.00 | 0 | 0.00 | 0 | 0.00 | 0 | 0.00 | 0 | 0.00 |
| 37 | Standard Chartered Banl | 0 | 0.00 | 0 | 0.00 | 0 | 0.00 | 0 | 0.00 | 0 | 0.00 |
| 38 | Yes Bank | 0 | 0.00 | 0 | 0.00 | 0 | 0.00 | 0 | 0.00 | 0 | 0.00 |
| 39 | Kotak Mahinda | 0 | 0.00 | 0 | 0.00 | 0 | 0.00 | 0 | 0.00 | 0 | 0.00 |
| 40 | Bhartiya Mahila Bank | 0 | 0.00 | 0 | 0.00 | 0 | 0.00 | 0 | 0.00 | 0 | 0.00 |
| 41 | BANDHAN BANK | 0 | 0.00 | 0 | 0.00 | 0 | 0.00 | 0 | 0.00 | 0 | 0.00 |
| G | Total Private Bank | 0 | 0.00 | 0 | 0.00 | 119 | 773.26 | 0 | 0.00 | 119 | 773.26 |
| H | Total All Bank (F+G) | 421 | 732.37 | 609 | 799.18 | 2313 | 1607.55 | 380 | 453.82 | 3723 | 3592.92 |

FOREX BUSINESS

OUTSTANDING FOR THE QUARTER ENDED 30TH JUNE 2016

(in Lacs)

| S. No. | Name of the Bank | No. of Branches handling FOREX Business | Outstanding level of Export Business | | | Outstanding level of Import Business | | |
|----------|-------------------------------|---|--------------------------------------|-----------------|-----------------|--------------------------------------|------------------|-----------------|
| | | | 31.03.15 | 31.03.16 | as on June 2016 | 31.03.15 | 31.03.16 | as on June 2016 |
| | | | Amt. | Amt. | Amt. | Amt. | Amt. | Amt. |
| 1 | State Bank of India | 10 | 43638.42 | 2313.31 | 6813.38 | 35709.75 | 83971.96 | 6550.78 |
| 2 | Punjab National Bank | 5 | 14516.52 | 17800.00 | 17800.00 | 23403.32 | 20985.86 | 20985.86 |
| 3 | Bank of Baroda | 1 | 428.13 | 312.47 | 312.47 | 1923.61 | 589.43 | 590.17 |
| A | Total Lead Banks | 16 | 58583.07 | 20425.78 | 24925.85 | 61036.68 | 105547.25 | 28126.81 |
| 4 | Oriental Bank of Comm | 0 | 0.00 | 0.00 | 0.00 | 0.00 | 0.00 | 0.00 |
| 5 | Union Bank of India | 1 | 0.00 | 30.00 | 30.00 | 0.00 | 4178.00 | 3500.00 |
| 6 | Canara Bank | 0 | 0.00 | 295.00 | 295.00 | 0.00 | 3479.00 | 3479.00 |
| 7 | Central Bank of India | 0 | 0.00 | 0.00 | 0.00 | 0.00 | 0.00 | 0.00 |
| 8 | Punjab & Sind Bank | 0 | 0.00 | 0.00 | 0.00 | 0.00 | 0.00 | 0.00 |
| 9 | Allahabad Bank | 0 | 0.00 | 0.00 | 0.00 | 0.00 | 0.00 | 0.00 |
| 10 | UCO Bank | 0 | 0.00 | 0.00 | 0.00 | 0.00 | 0.00 | 0.00 |
| 11 | Indian Overseas Bank | 0 | 0.00 | 0.00 | 0.00 | 0.00 | 0.00 | 0.00 |
| 12 | State Bank of Patiala | 0 | 0.00 | 0.00 | 0.00 | 0.00 | 0.00 | 0.00 |
| 13 | Bank of India | 0 | 0.00 | 0.00 | 0.00 | 0.00 | 0.00 | 0.00 |
| 14 | Syndicate Bank | 0 | 0.00 | 0.00 | 0.00 | 0.00 | 0.00 | 0.00 |
| 15 | Vijaya Bank | 0 | 0.00 | 0.00 | 0.00 | 0.00 | 0.00 | 0.00 |
| 16 | Corporation Bank | 0 | 0.00 | 0.00 | 0.00 | 0.00 | 0.00 | 0.00 |
| 17 | Andhra bank | 0 | 0.00 | 0.00 | 0.00 | 0.00 | 0.00 | 0.00 |
| 18 | Indian Bank | 0 | 0.00 | 0.00 | 0.00 | 0.00 | 0.00 | 0.00 |
| 19 | United Bank of India | 0 | 0.00 | 0.00 | 0.00 | 0.00 | 0.00 | 0.00 |
| 20 | State Bank of B & J | 0 | 0.00 | 0.00 | 0.00 | 0.00 | 0.00 | 0.00 |
| 21 | Bank of Maharashtra | 0 | 0.00 | 0.00 | 0.00 | 0.00 | 0.00 | 0.00 |
| 22 | Dena Bank | 0 | 0.00 | 0.00 | 0.00 | 0.00 | 0.00 | 0.00 |
| 23 | IDBI Bank | 0 | 0.00 | 0.00 | 0.00 | 0.00 | 0.00 | 0.00 |
| 24 | State Bank of Hyderabad | 0 | 0.00 | 0.00 | 0.00 | 0.00 | 0.00 | 0.00 |
| B | Total Non-Lead Banks | 1 | 0.00 | 325.00 | 325.00 | 0.00 | 7657.00 | 6979.00 |
| C | Total N. Banks (A + B) | 17 | 58583.07 | 20750.78 | 25250.85 | 61036.68 | 113204.25 | 35105.81 |
| 25 | Uttarakhand G.B | 0 | 0.00 | 0.00 | 0.00 | 0.00 | 0.00 | 0.00 |
| 26 | U.P. Gramin Bank | 0 | 0.00 | 0.00 | 0.00 | 0.00 | 0.00 | 0.00 |
| D | Total R.R.B. | 0 | 0.00 | 0.00 | 0.00 | 0.00 | 0.00 | 0.00 |
| 27 | Co-operative Bank | 0 | 0.00 | 0.00 | 0.00 | 0.00 | 0.00 | 0.00 |
| E | Total Cooperative | 0 | 0.00 | 0.00 | 0.00 | 0.00 | 0.00 | 0.00 |
| F | Total (C+D+E) | 17 | 58583.07 | 20750.78 | 25250.85 | 61036.68 | 113204.25 | 35105.81 |
| 28 | Nainital Bank | 0 | 0.00 | 0.00 | 0.00 | 0.00 | 0.00 | 0.00 |
| 29 | Axis Bank | 0 | 0.00 | 410.80 | 410.80 | 0.00 | 120.02 | 0.00 |
| 30 | ICICI bank | 0 | 0.00 | 0.00 | 0.00 | 0.00 | 0.00 | 0.00 |
| 31 | HDFC Bank | 0 | 0.00 | 0.00 | 0.00 | 0.00 | 0.00 | 0.00 |
| 32 | The J & K Bank | 0 | 0.00 | 0.00 | 0.00 | 0.00 | 0.00 | 0.00 |
| 33 | Fedral Bank Ltd | 0 | 0.00 | 0.00 | 0.00 | 0.00 | 0.00 | 0.00 |
| 34 | IndusInd Bank | 0 | 0.00 | 0.00 | 0.00 | 0.00 | 0.00 | 0.00 |
| 35 | The Karnataka bank | 0 | 0.00 | 0.00 | 0.00 | 0.00 | 0.00 | 0.00 |
| 36 | The South Indian Bank L | 0 | 0.00 | 0.00 | 0.00 | 0.00 | 0.00 | 0.00 |
| 37 | Standard Chartered Ban | 0 | 0.00 | 0.00 | 0.00 | 0.00 | 0.00 | 0.00 |
| 38 | Yes Bank | 0 | 0.00 | 0.00 | 0.00 | 0.00 | 0.00 | 0.00 |
| 39 | Kotak Mahinda | 0 | 0.00 | 0.00 | 0.00 | 0.00 | 0.00 | 0.00 |
| 40 | Bhartiya Mahila Bank | 0 | 0.00 | 0.00 | 0.00 | 0.00 | 0.00 | 0.00 |
| 41 | BANDHAN BANK | 0 | 0.00 | 0.00 | 0.00 | 0.00 | 0.00 | 0.00 |
| G | Total Private Bank | 0 | 0.00 | 410.80 | 410.80 | 0.00 | 120.02 | 0.00 |
| H | Total All Bank (F+G) | 17 | 58583.07 | 21161.58 | 25661.65 | 61036.68 | 113324.27 | 35105.81 |

NRI DEPOSITS

OUTSTANDING FOR THE QUARTER ENDED 30TH JUNE 2016

(in Lacs)

| S. No. | Name of the Bank | No. of Branches handling FOREX Business | Resident NRI Deposit | | Non Resident NRI Deposit | | Total | |
|----------|-------------------------------|---|----------------------|-----------------|--------------------------|-----------------|--------------|------------------|
| | | | No. | Amt. | No. | Amt. | No. | Amt. |
| 1 | State Bank of India | 14 | 3370 | 11800.28 | 9696 | 68407.36 | 13066 | 80207.64 |
| 2 | Punjab National Bank | 5 | 1814 | 17965.71 | 1167 | 5410.47 | 2981 | 23376.18 |
| 3 | Bank of Baroda | 24 | 1472 | 9739.78 | 827 | 6943.51 | 2299 | 16683.29 |
| A | Total Lead Banks | 43 | 6656 | 39505.77 | 11690 | 80761.34 | 18346 | 120267.11 |
| 4 | Oriental Bank of Comm. | 0 | 171 | 322.89 | 431 | 1453.62 | 602 | 1776.51 |
| 5 | Union Bank of India | 1 | 94 | 38.73 | 1 | 9.00 | 95 | 47.73 |
| 6 | Canara Bank | 0 | 0 | 0.00 | 1891 | 5072.22 | 1891 | 5072.22 |
| 7 | Central Bank of India | 0 | 0 | 0.00 | 0 | 0.00 | 0 | 0.00 |
| 8 | Punjab & Sind Bank | 0 | 0 | 0.00 | 0 | 0.00 | 0 | 0.00 |
| 9 | Allahabad Bank | 0 | 0 | 0.00 | 62 | 368.35 | 62 | 368.35 |
| 10 | UCO Bank | 0 | 8 | 79.79 | 0 | 0.00 | 8 | 79.79 |
| 11 | Indian Overseas Bank | 0 | 6717 | 7664.09 | 4683 | 2887.41 | 11400 | 10551.50 |
| 12 | State Bank of Patiala | 0 | 101 | 604.36 | 18 | 65.34 | 119 | 669.70 |
| 13 | Bank of India | 0 | 97 | 26.75 | 787 | 2020.42 | 884 | 2047.17 |
| 14 | Syndicate Bank | 0 | 115 | 206.90 | 32 | 179.20 | 147 | 386.10 |
| 15 | Vijaya Bank | 0 | 0 | 0.00 | 25 | 157.00 | 25 | 157.00 |
| 16 | Corporation Bank | 1 | 0 | 0.00 | 245 | 844.33 | 245 | 844.33 |
| 17 | Andhra bank | 0 | 0 | 0.00 | 46 | 131.69 | 46 | 131.69 |
| 18 | Indian Bank | 0 | 375 | 1449.48 | 0 | 0.00 | 375 | 1449.48 |
| 19 | United Bank of India | 0 | 0 | 0.00 | 0 | 0.00 | 0 | 0.00 |
| 20 | State Bank of B & J | 0 | 0 | 0.00 | 2 | 42.09 | 2 | 42.09 |
| 21 | Bank of Maharashtra | 0 | 13 | 30.93 | 1 | 35.00 | 14 | 65.93 |
| 22 | Dena Bank | 0 | 0 | 0.00 | 0 | 0.00 | 0 | 0.00 |
| 23 | IDBI Bank | 0 | 0 | 0.00 | 697 | 2539.29 | 697 | 2539.29 |
| 24 | State Bank of Hyderabad | 0 | 0 | 0.00 | 0 | 0.00 | 0 | 0.00 |
| B | Total Non-Lead Banks | 2 | 7691 | 10423.92 | 8921 | 15804.96 | 16612 | 26228.88 |
| C | Total N. Banks (A + B) | 45 | 14347 | 49929.69 | 20611 | 96566.30 | 34958 | 146495.99 |
| 25 | Uttarakhand G.B | 0 | 0 | 0.00 | 13 | 2.72 | 13 | 2.72 |
| 26 | U.P. Gramin Bank | 0 | 0 | 0.00 | 0 | 0.00 | 0 | 0.00 |
| D | Total R.R.B. | 0 | 0 | 0.00 | 13 | 2.72 | 13 | 2.72 |
| 27 | Co-operative Bank | 0 | 0 | 0.00 | 0 | 0.00 | 0 | 0.00 |
| E | Total Cooperative | 0 | 0 | 0.00 | 0 | 0.00 | 0 | 0.00 |
| F | Total (C+D+E) | 45 | 14347 | 49929.69 | 20624 | 96569.02 | 34971 | 146498.71 |
| 28 | Nainital Bank | 0 | 0 | 0.00 | 0 | 0.00 | 0 | 0.00 |
| 29 | Axis Bank | 2 | 0 | 0.00 | 238 | 194.36 | 238 | 194.36 |
| 30 | ICICI bank | 0 | 0 | 0.00 | 0 | 0.00 | 0 | 0.00 |
| 31 | HDFC Bank | 0 | 0 | 0.00 | 0 | 0.00 | 0 | 0.00 |
| 32 | The J & K Bank | 0 | 0 | 0.00 | 0 | 0.00 | 0 | 0.00 |
| 33 | Fedral Bank Ltd | 0 | 0 | 0.00 | 1 | 176.50 | 1 | 176.50 |
| 34 | IndusInd Bank | 0 | 0 | 0.00 | 102 | 4.67 | 102 | 4.67 |
| 35 | The Karnataka bank | 0 | 10 | 29.68 | 6 | 34.44 | 16 | 64.12 |
| 36 | The South Indian Bank Ltd | 0 | 0 | 0.00 | 0 | 0.00 | 0 | 0.00 |
| 37 | Standard Chartered Bank | 0 | 0 | 0.00 | 0 | 0.00 | 0 | 0.00 |
| 38 | Yes Bank | 0 | 0 | 0.00 | 0 | 0.00 | 0 | 0.00 |
| 39 | Kotak Mahinda | 0 | 0 | 0.00 | 3 | 2824.50 | 3 | 2824.50 |
| 40 | Bhartiya Mahila Bank | 0 | 0 | 0.00 | 0 | 0.00 | 0 | 0.00 |
| 41 | BANDHAN BANK | 0 | 0 | 0.00 | 0 | 0.00 | 0 | 0.00 |
| G | Total Private Bank | 2 | 10 | 29.68 | 350 | 3234.47 | 360 | 3264.15 |
| H | Total All Bank (F+G) | 47 | 14357 | 49959.37 | 20974 | 99803.49 | 35331 | 149762.86 |

FINANCING TO WOMEN BENEFICIARIES

POSITION AS ON 30TH JUNE 2016

(in Lacs)

| S. No. | Name of the Bank | Amount of loan disbursed to women | | Amount of loan disbursed to women | | Total Amount of loan disbursed to women | | %flow to women | Total outstanding to women beneficiaries under all types of | |
|----------|-------------------------------|-----------------------------------|----------------|-----------------------------------|-----------------|---|-----------------|----------------|---|------------------|
| | | No. | Amt. | No. | Amt. | No. | Amt. | | No. | Amt. |
| 1 | State Bank of India | 607 | 1162.37 | 1140 | 4029.79 | 1747 | 5192.16 | 18.61 | 28231 | 27903.45 |
| 2 | Punjab National Bank | 171 | 443.40 | 1471 | 3303.67 | 1642 | 3747.07 | 9.93 | 19189 | 37735.69 |
| 3 | Bank of Baroda | 343 | 591.50 | 2168 | 4431.92 | 2511 | 5023.42 | 25.25 | 8135 | 19891.63 |
| A | Total Lead Banks | 1121 | 2197.27 | 4779 | 11765.38 | 5900 | 13962.65 | 16.32 | 55555 | 85530.77 |
| 4 | Oriental Bank of Comm. | 16 | 28.01 | 356 | 1478.08 | 372 | 1506.09 | 7.12 | 7265 | 21144.34 |
| 5 | Union Bank of India | 0 | 0.00 | 137 | 414.58 | 137 | 414.58 | 3.16 | 5568 | 13111.83 |
| 6 | Canara Bank | 0 | 0.00 | 0 | 0.00 | 0 | 0.00 | 0.00 | 682 | 1082.19 |
| 7 | Central Bank of India | 0 | 0.00 | 0 | 0.00 | 0 | 0.00 | 0.00 | 0 | 0.00 |
| 8 | Punjab & Sind Bank | 0 | 0.00 | 174 | 596.76 | 174 | 596.76 | 7.71 | 2345 | 7741.04 |
| 9 | Allahabad Bank | 32 | 51.70 | 356 | 1007.01 | 388 | 1058.71 | 7.48 | 5261 | 14151.91 |
| 10 | UCO Bank | 0 | 0.00 | 846 | 3039.24 | 846 | 3039.24 | 123.55 | 846 | 2459.96 |
| 11 | Indian Overseas Bank | 38 | 46.12 | 352 | 922.43 | 390 | 968.55 | 61.39 | 529 | 1577.79 |
| 12 | State Bank of Patiala | 0 | 0.00 | 150 | 382.50 | 150 | 382.50 | 5.78 | 1795 | 6613.20 |
| 13 | Bank of India | 46 | 59.20 | 81 | 347.25 | 127 | 406.45 | 12.39 | 1110 | 3281.05 |
| 14 | Syndicate Bank | 9 | 15.89 | 259 | 1366.55 | 268 | 1382.44 | 16.84 | 1815 | 8210.00 |
| 15 | Vijaya Bank | 11 | 9.25 | 375 | 1959.64 | 386 | 1968.89 | 105.19 | 383 | 1871.74 |
| 16 | Corporation Bank | 0 | 0.00 | 72 | 573.00 | 72 | 573.00 | 13.54 | 1329 | 4231.73 |
| 17 | Andhra bank | 0 | 0.00 | 0 | 0.00 | 0 | 0.00 | 0.00 | 0 | 0.00 |
| 18 | Indian Bank | 10 | 4.00 | 88 | 124.10 | 98 | 128.10 | 18.03 | 206 | 710.31 |
| 19 | United Bank of India | 0 | 0.00 | 73 | 207.00 | 73 | 207.00 | 0.00 | 0 | 0.00 |
| 20 | State Bank of B & J | 0 | 0.00 | 22 | 29.00 | 22 | 29.00 | 6.30 | 217 | 460.20 |
| 21 | Bank of Maharashtra | 6 | 4.00 | 1 | 0.50 | 7 | 4.50 | 0.00 | 0 | 0.00 |
| 22 | Dena Bank | 13 | 18.50 | 62 | 90.00 | 75 | 108.50 | 18.67 | 187 | 581.00 |
| 23 | IDBI Bank | 134 | 69.16 | 1606 | 3741.74 | 1740 | 3810.90 | 100.00 | 1742 | 3810.99 |
| 24 | State Bank of Hyderabad | 2 | 30.00 | 0 | 0.00 | 2 | 30.00 | 0.00 | 0 | 0.00 |
| B | Total Non-Lead Banks | 317 | 335.83 | 5010 | 16279.38 | 5327 | 16615.21 | 18.25 | 31280 | 91039.28 |
| C | Total N. Banks (A + B) | 1438 | 2533.10 | 9789 | 28044.76 | 11227 | 30577.86 | 17.32 | 86835 | 176570.05 |
| 25 | Uttarakhand G.B | 353 | 281.78 | 692 | 2131.19 | 1045 | 2412.97 | 7.68 | 18843 | 31416.60 |
| 26 | U.P. Gramin Bank | 0 | 0.00 | 4 | 3.00 | 4 | 3.00 | 3.19 | 145 | 94.00 |
| D | Total R.R.B. | 353 | 281.78 | 696 | 2134.19 | 1049 | 2415.97 | 7.67 | 18988 | 31510.60 |
| 27 | Co-operative Bank | 0 | 0.00 | 0 | 0.00 | 0 | 0.00 | 0.00 | 0 | 0.00 |
| E | Total Cooperative | 0 | 0.00 | 0 | 0.00 | 0 | 0.00 | 0.00 | 0 | 0.00 |
| F | Total (C+D+E) | 1791 | 2814.88 | 10485 | 30178.95 | 12276 | 32993.83 | 15.86 | 105823 | 208080.65 |
| 28 | Nainital Bank | 28 | 24.79 | 208 | 661.58 | 236 | 686.37 | 9.94 | 3050 | 6906.23 |
| 29 | Axis Bank | 0 | 0.00 | 463 | 1499.26 | 463 | 1499.26 | 0.00 | 0 | 0.00 |
| 30 | ICICI bank | 0 | 0.00 | 0 | 0.00 | 0 | 0.00 | 0.00 | 0 | 0.00 |
| 31 | HDFC Bank | 0 | 0.00 | 5076 | 2283.56 | 5076 | 2283.56 | 20.95 | 37336 | 10901.72 |
| 32 | The J & K Bank | 0 | 0.00 | 3 | 24.00 | 3 | 24.00 | 0.00 | 0 | 0.00 |
| 33 | Fedral Bank Ltd | 0 | 0.00 | 0 | 0.00 | 0 | 0.00 | 0.00 | 0 | 0.00 |
| 34 | IndusInd Bank | 0 | 0.00 | 0 | 0.00 | 0 | 0.00 | 0.00 | 964 | 798.31 |
| 35 | The Karnataka bank | 0 | 0.00 | 87 | 567.65 | 87 | 567.65 | 0.00 | 0 | 0.00 |
| 36 | The South Indian Bank Lt | 0 | 0.00 | 0 | 0.00 | 0 | 0.00 | 0.00 | 0 | 0.00 |
| 37 | Standard Chartered Bank | 0 | 0.00 | 0 | 0.00 | 0 | 0.00 | 0.00 | 0 | 0.00 |
| 38 | Yes Bank | 0 | 0.00 | 0 | 0.00 | 0 | 0.00 | 0.00 | 0 | 0.00 |
| 39 | Kotak Mahinda | 0 | 0.00 | 0 | 0.00 | 0 | 0.00 | 0.00 | 0 | 0.00 |
| 40 | Bhartiya Mahila Bank | 7 | 10.00 | 109 | 300.93 | 116 | 310.93 | 88.33 | 134 | 352.00 |
| 41 | BANDHAN BANK | 0 | 0.00 | 0 | 0.00 | 0 | 0.00 | 0.00 | 0 | 0.00 |
| G | Total Private Bank | 35 | 34.79 | 5946 | 5336.98 | 5981 | 5371.77 | 28.33 | 41484 | 18958.26 |
| H | Total All Bank (F+G) | 1826 | 2849.67 | 16431 | 35515.93 | 18257 | 38365.60 | 16.90 | 147307 | 227038.91 |

BANK FINANCES TO MINORITY COMMUNITIES

OUTSTANDING AS ON 30TH JUNE 2016

COMMUNITYWISE OUTSTANDING

(in Lacs)

| S. No. | Name of the Bank | Christians | | Muslims | | Sikhs | |
|----------|-------------------------------|-------------|----------------|--------------|------------------|--------------|------------------|
| | | 1 | | 2 | | 3 | |
| | | A/cs | Amt. | A/cs | Amt. | A/cs | Amt. |
| 1 | State Bank of India | 280 | 765.54 | 25591 | 57755.74 | 11567 | 41245.50 |
| 2 | Punjab National Bank | 111 | 208.86 | 12814 | 23205.26 | 4309 | 48265.46 |
| 3 | Bank of Baroda | 192 | 1001.06 | 4596 | 18961.22 | 8909 | 47685.22 |
| A | Total Lead Banks | 583 | 1975.46 | 43001 | 99922.22 | 24785 | 137196.18 |
| 4 | Oriental Bank of Comm. | 124 | 581.04 | 4740 | 10597.89 | 4202 | 17140.05 |
| 5 | Union Bank of India | 88 | 151.86 | 2894 | 6492.54 | 1796 | 7063.71 |
| 6 | Canara Bank | 0 | 0.00 | 0 | 0.00 | 0 | 0.00 |
| 7 | Central Bank of India | 105 | 224.30 | 202 | 491.00 | 620 | 837.00 |
| 8 | Punjab & Sind Bank | 21 | 76.00 | 1411 | 5089.71 | 4630 | 17477.73 |
| 9 | Allahabad Bank | 146 | 253.04 | 2107 | 3297.30 | 4246 | 9912.29 |
| 10 | UCO Bank | 199 | 545.90 | 680 | 1180.04 | 395 | 1307.16 |
| 11 | Indian Overseas Bank | 15 | 16.78 | 647 | 1111.51 | 203 | 618.72 |
| 12 | State Bank of Patiala | 39 | 293.17 | 725 | 11994.23 | 920 | 2861.13 |
| 13 | Bank of India | 28 | 73.77 | 622 | 1622.75 | 263 | 595.11 |
| 14 | Syndicate Bank | 108 | 86.50 | 737 | 1446.60 | 219 | 365.05 |
| 15 | Vijaya Bank | 0 | 0.00 | 130 | 321.00 | 147 | 957.00 |
| 16 | Corporation Bank | 29 | 58.63 | 775 | 1890.31 | 1095 | 4082.31 |
| 17 | Andhra bank | 44 | 56.57 | 578 | 2384.30 | 230 | 796.04 |
| 18 | Indian Bank | 0 | 0.00 | 286 | 577.48 | 4 | 2.40 |
| 19 | United Bank of India | 0 | 0.00 | 81 | 185.85 | 0 | 0.00 |
| 20 | State Bank of B & J | 0 | 0.00 | 50 | 125.48 | 48 | 100.96 |
| 21 | Bank of Maharashtra | 0 | 0.00 | 8 | 44.60 | 6 | 66.60 |
| 22 | Dena Bank | 1 | 1.00 | 47 | 78.00 | 39 | 93.00 |
| 23 | IDBI Bank | 23 | 81.94 | 598 | 1077.87 | 223 | 1518.54 |
| 24 | State Bank of Hyderabad | 3 | 60.00 | 21 | 243.00 | 11 | 90.25 |
| B | Total Non-Lead Banks | 973 | 2560.50 | 17339 | 50251.46 | 19297 | 65885.05 |
| C | Total N. Banks (A + B) | 1556 | 4535.96 | 60340 | 150173.68 | 44082 | 203081.23 |
| 25 | Uttarakhand G.B | 131 | 226.05 | 2399 | 2347.84 | 1375 | 2179.41 |
| 26 | U.P. Gramin Bank | 0 | 0.00 | 196 | 99.40 | 0 | 0.00 |
| D | Total R.R.B. | 131 | 226.05 | 2595 | 2447.24 | 1375 | 2179.41 |
| 27 | Co-operative Bank | 0 | 0.00 | 0 | 0.00 | 0 | 0.00 |
| E | Total Cooperative | 0 | 0.00 | 0 | 0.00 | 0 | 0.00 |
| F | Total (C+D+E) | 1687 | 4762.01 | 62935 | 152620.92 | 45457 | 205260.64 |
| 28 | Nainital Bank | 85 | 180.38 | 2364 | 3881.27 | 2095 | 11630.70 |
| 29 | Axis Bank | 5 | 37.38 | 216 | 1514.70 | 1216 | 16351.73 |
| 30 | ICICI bank | 31 | 183.92 | 1049 | 1613.96 | 648 | 2631.34 |
| 31 | HDFC Bank | 83 | 17.92 | 13008 | 4175.11 | 3439 | 11717.14 |
| 32 | The J & K Bank | 0 | 0.00 | 1 | 0.15 | 0 | 0.00 |
| 33 | Fedral Bank Ltd | 0 | 0.00 | 0 | 0.00 | 0 | 0.00 |
| 34 | IndusInd Bank | 4 | 19.87 | 2398 | 2733.95 | 48 | 204.12 |
| 35 | The Karnataka bank | 4 | 18.00 | 56 | 128.67 | 6 | 28.86 |
| 36 | The South Indian Bank Ltd | 0 | 0.00 | 0 | 0.00 | 0 | 0.00 |
| 37 | Standard Chartered Bank | 0 | 0.00 | 0 | 0.00 | 0 | 0.00 |
| 38 | Yes Bank | 0 | 0.00 | 0 | 0.00 | 1 | 137.00 |
| 39 | Kotak Mahinda | 0 | 0.00 | 90 | 288.92 | 384 | 12270.83 |
| 40 | Bhartiya Mahila Bank | 0 | 0.00 | 2 | 0.60 | 5 | 2.60 |
| 41 | BANDHAN BANK | 0 | 0.00 | 0 | 0.00 | 0 | 0.00 |
| G | Total Private Bank | 212 | 457.47 | 19184 | 14337.33 | 7842 | 54974.32 |
| H | Total All Bank (F+G) | 1899 | 5219.48 | 82119 | 166958.25 | 53299 | 260234.96 |

Contd.

(in Lacs)

| S. No. | Name of the Bank | Others | | Total Adv. (1 to 4) | | Total PSA in Uttarakhand | | % Share to total PSA in Uttarakhand |
|----------|-------------------------------|--------------|------------------|---------------------|------------------|--------------------------|-------------------|-------------------------------------|
| | | 4 | | A/cs | Amt. | A/cs | Amt. | |
| | | A/cs | Amt. | | | | | |
| 1 | State Bank of India | 46895 | 139425.73 | 84333 | 239192.51 | 218443 | 574562.00 | 41.63 |
| 2 | Punjab National Bank | 255 | 955.21 | 17489 | 72634.79 | 143381 | 421655.00 | 17.23 |
| 3 | Bank of Baroda | 129 | 1050.75 | 13826 | 68698.25 | 46605 | 231602.00 | 29.66 |
| A | Total Lead Banks | 47279 | 141431.69 | 115648 | 380525.55 | 408429 | 1227819.00 | 30.99 |
| 4 | Oriental Bank of Comm. | 12 | 21.35 | 9078 | 28340.33 | 33965 | 132184.00 | 21.44 |
| 5 | Union Bank of India | 2885 | 1485.43 | 7663 | 15193.54 | 27153 | 93279.13 | 16.29 |
| 6 | Canara Bank | 3070 | 10446.69 | 3070 | 10446.69 | 16331 | 76950.00 | 13.58 |
| 7 | Central Bank of India | 88 | 125.00 | 1015 | 1677.30 | 13883 | 42021.00 | 3.99 |
| 8 | Punjab & Sind Bank | 0 | 0.00 | 6062 | 22643.44 | 11671 | 44845.00 | 50.49 |
| 9 | Allahabad Bank | 0 | 0.00 | 6499 | 13462.63 | 18530 | 72355.00 | 18.61 |
| 10 | UCO Bank | 8214 | 26060.22 | 9488 | 29093.32 | 7767 | 27202.40 | 106.95 |
| 11 | Indian Overseas Bank | 497 | 2391.48 | 1362 | 4138.49 | 4806 | 39973.09 | 10.35 |
| 12 | State Bank of Patiala | 174 | 1289.43 | 1858 | 16437.96 | 7922 | 44944.00 | 36.57 |
| 13 | Bank of India | 122 | 173.22 | 1035 | 2464.85 | 27744 | 35586.10 | 6.93 |
| 14 | Syndicate Bank | 0 | 0.00 | 1064 | 1898.15 | 3506 | 19238.00 | 9.87 |
| 15 | Vijaya Bank | 51 | 350.12 | 328 | 1628.12 | 795 | 5520.60 | 29.49 |
| 16 | Corporation Bank | 25 | 116.41 | 1924 | 6147.66 | 6743 | 28051.00 | 21.92 |
| 17 | Andhra bank | 1070 | 10921.09 | 1922 | 14158.00 | 1762 | 18565.57 | 76.26 |
| 18 | Indian Bank | 1 | 4.55 | 291 | 584.43 | 2071 | 6743.00 | 8.67 |
| 19 | United Bank of India | 0 | 0.00 | 81 | 185.85 | 869 | 7486.00 | 2.48 |
| 20 | State Bank of B & J | 27 | 177.07 | 125 | 403.51 | 397 | 3656.00 | 11.04 |
| 21 | Bank of Maharashtra | 47 | 402.51 | 61 | 513.71 | 486 | 4767.00 | 10.78 |
| 22 | Dena Bank | 0 | 0.00 | 87 | 172.00 | 1758 | 11013.50 | 1.56 |
| 23 | IDBI Bank | 15 | 138.36 | 859 | 2816.71 | 10677 | 37212.20 | 7.57 |
| 24 | State Bank of Hyderabad | 35 | 1200.25 | 70 | 1593.50 | 552 | 10751.00 | 14.82 |
| B | Total Non-Lead Banks | 16333 | 55303.18 | 53942 | 174000.19 | 199388 | 762343.59 | 22.82 |
| C | Total N. Banks (A + B) | 63612 | 196734.87 | 169590 | 554525.74 | 607817 | 1990162.59 | 27.86 |
| 25 | Uttarakhand G.B | 13 | 8.48 | 3918 | 4761.78 | 107471 | 142623.00 | 3.34 |
| 26 | U.P. Gramin Bank | 0 | 0.00 | 196 | 99.40 | 705 | 463.00 | 21.47 |
| D | Total R.R.B. | 13 | 8.48 | 4114 | 4861.18 | 108176 | 143086.00 | 3.40 |
| 27 | Co-operative Bank | 0 | 0.00 | 0 | 0.00 | 174363 | 393763.00 | 0.00 |
| E | Total Cooperative | 0 | 0.00 | 0 | 0.00 | 174363 | 393763.00 | 0.00 |
| F | Total (C+D+E) | 63625 | 196743.35 | 173704 | 559386.92 | 890356 | 2527011.59 | 22.14 |
| 28 | Nainital Bank | 7 | 6.07 | 4551 | 15698.42 | 19139 | 97117.40 | 16.16 |
| 29 | Axis Bank | 0 | 0.00 | 1437 | 17903.81 | 3222 | 62085.80 | 28.84 |
| 30 | ICICI bank | 22 | 153.32 | 1750 | 4582.54 | 11026 | 45726.63 | 10.02 |
| 31 | HDFC Bank | 7 | 1.18 | 16537 | 15911.35 | 49896 | 84078.00 | 18.92 |
| 32 | The J & K Bank | 0 | 0.00 | 1 | 0.15 | 129 | 1034.00 | 0.01 |
| 33 | Fedral Bank Ltd | 0 | 0.00 | 0 | 0.00 | 4 | 2612.00 | 0.00 |
| 34 | IndusInd Bank | 26 | 15.10 | 2476 | 2973.04 | 4889 | 8387.00 | 35.45 |
| 35 | The Karnataka bank | 226 | 3310.00 | 292 | 3485.53 | 259 | 2670.90 | 130.50 |
| 36 | The South Indian Bank Ltd | 0 | 0.00 | 0 | 0.00 | 1 | 20.00 | 0.00 |
| 37 | Standard Chartered Bank | 0 | 0.00 | 0 | 0.00 | 0 | 0.00 | 0.00 |
| 38 | Yes Bank | 0 | 0.00 | 1 | 137.00 | 718 | 14931.00 | 0.92 |
| 39 | Kotak Mahinda | 1 | 35.24 | 475 | 12594.99 | 1126 | 25951.49 | 48.53 |
| 40 | Bhartiya Mahila Bank | 0 | 0.00 | 7 | 3.20 | 219 | 540.25 | 0.59 |
| 41 | BANDHAN BANK | 0 | 0.00 | 0 | 0.00 | 0 | 0.00 | 0.00 |
| G | Total Private Bank | 289 | 3520.91 | 27527 | 73290.03 | 90628 | 345154.47 | 21.23 |
| H | Total All Bank (F+G) | 63914 | 200264.26 | 201231 | 632676.95 | 980984 | 2872166.06 | 22.03 |

STATEMENT OF WEAVERS CREDIT CARD
STATEMENT OF WEAVERS CREDIT CARD 30TH JUNE 2016

| S.No. | Name of the Bank | Target (2016-17) | Received | | Sanctioned | | Rejected | | Pending | | Outstanding | |
|----------|-------------------------------|---------------------|------------|---------------|------------|--------------|-----------|-------------|----------|-------------|-------------|---------------|
| | | No. | No. | Amt. | No. | Amt. | No. | Amt. | N | Amt. | N | Amt. |
| 1 | State Bank of India | 291 | 47 | 74.45 | 42 | 70.45 | 5 | 4.00 | 0 | 0.00 | 92 | 87.45 |
| 2 | Punjab National Bank | 207 | 39 | 19.40 | 24 | 13.40 | 6 | 3.45 | 6 | 2.05 | 84 | 41.15 |
| 3 | Bank of Baroda | 105 | 0 | 0.00 | 0 | 0.00 | 0 | 0.00 | 0 | 0.00 | 0 | 0.00 |
| A | Total Lead Banks | 603 | 86 | 93.85 | 66 | 83.85 | 11 | 7.45 | 6 | 2.05 | 176 | 128.60 |
| 4 | Oriental Bank of Comm. | 56 | 0 | 0.00 | 0 | 0.00 | 0 | 0.00 | 0 | 0.00 | 26 | 9.80 |
| 5 | Union Bank of India | 61 | 0 | 0.00 | 0 | 0.00 | 0 | 0.00 | 0 | 0.00 | 0 | 0.00 |
| 6 | Canara Bank | 57 | 0 | 0.00 | 0 | 0.00 | 0 | 0.00 | 0 | 0.00 | 0 | 0.00 |
| 7 | Central Bank of India | 29 | 9 | 4.80 | 9 | 4.80 | 0 | 0.00 | 0 | 0.00 | 38 | 16.32 |
| 8 | Punjab & Sind Bank | 32 | 0 | 0.00 | 0 | 0.00 | 0 | 0.00 | 0 | 0.00 | 0 | 0.00 |
| 9 | Allahabad Bank | 29 | 0 | 0.00 | 0 | 0.00 | 0 | 0.00 | 0 | 0.00 | 0 | 0.00 |
| 10 | UCO Bank | 40 | 0 | 0.00 | 0 | 0.00 | 0 | 0.00 | 0 | 0.00 | 1 | 1.50 |
| 11 | Indian Overseas Bank | 34 | 0 | 0.00 | 0 | 0.00 | 0 | 0.00 | 0 | 0.00 | 0 | 0.00 |
| 12 | State Bank of Patiala | 18 | 0 | 0.00 | 0 | 0.00 | 0 | 0.00 | 0 | 0.00 | 0 | 0.00 |
| 13 | Bank of India | 24 | 0 | 0.00 | 0 | 0.00 | 0 | 0.00 | 0 | 0.00 | 0 | 0.00 |
| 14 | Syndicate Bank | 26 | 0 | 0.00 | 0 | 0.00 | 0 | 0.00 | 0 | 0.00 | 7 | 11.00 |
| 15 | Vijaya Bank | 20 | 0 | 0.00 | 0 | 0.00 | 0 | 0.00 | 0 | 0.00 | 0 | 0.00 |
| 16 | Corporation Bank | 0 | 0 | 0.00 | 0 | 0.00 | 0 | 0.00 | 0 | 0.00 | 0 | 0.00 |
| 17 | Andhra bank | 0 | 0 | 0.00 | 0 | 0.00 | 0 | 0.00 | 0 | 0.00 | 0 | 0.00 |
| 18 | Indian Bank | 0 | 0 | 0.00 | 0 | 0.00 | 0 | 0.00 | 0 | 0.00 | 0 | 0.00 |
| 19 | United Bank of India | 0 | 0 | 0.00 | 0 | 0.00 | 0 | 0.00 | 0 | 0.00 | 0 | 0.00 |
| 20 | State Bank of B & J | 0 | 0 | 0.00 | 0 | 0.00 | 0 | 0.00 | 0 | 0.00 | 0 | 0.00 |
| 21 | Bank of Maharashtra | 0 | 0 | 0.00 | 0 | 0.00 | 0 | 0.00 | 0 | 0.00 | 0 | 0.00 |
| 22 | Dena Bank | 0 | 0 | 0.00 | 0 | 0.00 | 0 | 0.00 | 0 | 0.00 | 0 | 0.00 |
| 23 | IDBI Bank | 23 | 0 | 0.00 | 0 | 0.00 | 0 | 0.00 | 0 | 0.00 | 0 | 0.00 |
| 24 | State Bank of Hyderabad | 0 | 0 | 0.00 | 0 | 0.00 | 0 | 0.00 | 0 | 0.00 | 0 | 0.00 |
| B | Total Non-Lead Banks | 449 | 9 | 4.80 | 9 | 4.80 | 0 | 0.00 | 0 | 0.00 | 72 | 38.62 |
| C | Total N. Banks (A + B) | 1051 | 95 | 98.65 | 75 | 88.65 | 11 | 7.45 | 6 | 2.05 | 248 | 167.22 |
| 25 | Uttarakhand G.B | 211 | 11 | 7.80 | 11 | 7.80 | 0 | 0.00 | 0 | 0.00 | 148 | 92.49 |
| 26 | U.P. Gramin Bank | 0 | 0 | 0.00 | 0 | 0.00 | 0 | 0.00 | 0 | 0.00 | 0 | 0.00 |
| D | Total R.R.B. | 211 | 11 | 7.80 | 11 | 7.80 | 0 | 0.00 | 0 | 0.00 | 148 | 92.49 |
| 27 | Co-operative Bank | 188 | 0 | 0.00 | 0 | 0.00 | 0 | 0.00 | 0 | 0.00 | 0 | 0.00 |
| E | Total Cooperative | 188 | 0 | 0.00 | 0 | 0.00 | 0 | 0.00 | 0 | 0.00 | 0 | 0.00 |
| F | Total (C+D+E) | 1450 | 106 | 106.45 | 86 | 96.45 | 11 | 7.45 | 6 | 2.05 | 396 | 259.71 |
| 28 | Nainital Bank | 50 | 0 | 0.00 | 0 | 0.00 | 0 | 0.00 | 0 | 0.00 | 0 | 0.00 |
| 29 | Axis Bank | 0 | 0 | 0.00 | 0 | 0.00 | 0 | 0.00 | 0 | 0.00 | 0 | 0.00 |
| 30 | ICICI bank | 0 | 0 | 0.00 | 0 | 0.00 | 0 | 0.00 | 0 | 0.00 | 0 | 0.00 |
| 31 | HDFC Bank | 0 | 0 | 0.00 | 0 | 0.00 | 0 | 0.00 | 0 | 0.00 | 0 | 0.00 |
| 32 | The J & K Bank | 0 | 0 | 0.00 | 0 | 0.00 | 0 | 0.00 | 0 | 0.00 | 0 | 0.00 |
| 33 | Fedral Bank Ltd | 0 | 0 | 0.00 | 0 | 0.00 | 0 | 0.00 | 0 | 0.00 | 0 | 0.00 |
| 34 | IndusInd Bank | 0 | 0 | 0.00 | 0 | 0.00 | 0 | 0.00 | 0 | 0.00 | 0 | 0.00 |
| 35 | The Karnataka bank | 0 | 0 | 0.00 | 0 | 0.00 | 0 | 0.00 | 0 | 0.00 | 0 | 0.00 |
| 36 | Ltd | 0 | 0 | 0.00 | 0 | 0.00 | 0 | 0.00 | 0 | 0.00 | 0 | 0.00 |
| 37 | Bank | 0 | 0 | 0.00 | 0 | 0.00 | 0 | 0.00 | 0 | 0.00 | 0 | 0.00 |
| 38 | Yes Bank | 0 | 0 | 0.00 | 0 | 0.00 | 0 | 0.00 | 0 | 0.00 | 0 | 0.00 |
| 39 | Kotak Mahinda | 0 | 0 | 0.00 | 0 | 0.00 | 0 | 0.00 | 0 | 0.00 | 0 | 0.00 |
| 40 | Bhartiya Mahila Bank | 0 | 0 | 0.00 | 0 | 0.00 | 0 | 0.00 | 0 | 0.00 | 0 | 0.00 |
| 41 | BANDHAN BANK | 0 | 0 | 0.00 | 0 | 0.00 | 0 | 0.00 | 0 | 0.00 | 0 | 0.00 |
| G | Total Private Bank | 50 | 0 | 0.00 | 0 | 0.00 | 0 | 0.00 | 0 | 0.00 | 0 | 0.00 |
| H | Total All Bank (F+G) | 1500 | 106 | 106.45 | 86 | 96.45 | 11 | 7.45 | 6 | 2.05 | 396 | 259.71 |

GOVT SPONSORED POVERTY ALLEVIATION PROGRAMME
RECOVERY POSITION AS ON 30TH JUNE 2016

(in Lacs)

| S. No. | Name of the Bank | Name of the Scheme | | | | | | | | | | | |
|----------|-------------------------------|--------------------|---------------|---------------|--------------|----------------|---------------|---------------|--------------|----------------|---------------|---------------|--------------|
| | | PMRY | | | | SCP | | | | SLRS | | | |
| | | Demand Raised | Amt Recovered | Amt Over Due | R/D (%) | Demand Raised | Amt Recovered | Amt Over Due | R/D (%) | Demand Raised | Amt Recovered | Amt Over Due | R/D (%) |
| 1 | State Bank of India | 882.72 | 231.53 | 651.19 | 26.23 | 500.08 | 231.10 | 268.98 | 46.21 | 1012.00 | 210.58 | 801.42 | 20.81 |
| 2 | Punjab National Bank | 130.29 | 109.41 | 20.88 | 83.97 | 4.56 | 3.54 | 1.02 | 77.63 | 0.00 | 0.00 | 0.00 | 0.00 |
| 3 | Bank of Baroda | 15.06 | 2.05 | 13.01 | 13.61 | 10.80 | 3.50 | 7.30 | 32.41 | 0.06 | 0.01 | 0.05 | 16.67 |
| A | Total Lead Banks | 1028.07 | 342.99 | 685.08 | 33.36 | 515.44 | 238.14 | 277.30 | 46.20 | 1012.06 | 210.59 | 801.47 | 20.81 |
| 4 | Oriental Bank of Comm | 86.26 | 78.84 | 7.42 | 91.40 | 6.80 | 5.90 | 0.90 | 86.76 | 0.00 | 0.00 | 0.00 | 0.00 |
| 5 | Union Bank of India | 0.00 | 0.00 | 0.00 | 0.00 | 0.00 | 0.00 | 0.00 | 0.00 | 0.00 | 0.00 | 0.00 | 0.00 |
| 6 | Canara Bank | 0.00 | 0.00 | 0.00 | 0.00 | 0.00 | 0.00 | 0.00 | 0.00 | 0.00 | 0.00 | 0.00 | 0.00 |
| 7 | Central Bank of India | 1.89 | 0.83 | 1.06 | 43.92 | 0.00 | 0.00 | 0.00 | 0.00 | 0.00 | 0.00 | 0.00 | 0.00 |
| 8 | Punjab & Sind Bank | 0.00 | 0.00 | 0.00 | 0.00 | 0.00 | 0.00 | 0.00 | 0.00 | 0.00 | 0.00 | 0.00 | 0.00 |
| 9 | Allahabad Bank | 77.97 | 20.02 | 57.95 | 25.68 | 12.47 | 4.52 | 7.95 | 36.25 | 0.00 | 0.00 | 0.00 | 0.00 |
| 10 | UCO Bank | 0.00 | 0.00 | 0.00 | 0.00 | 0.00 | 0.00 | 0.00 | 0.00 | 0.00 | 0.00 | 0.00 | 0.00 |
| 11 | Indian Overseas Bank | 13.00 | 1.25 | 11.75 | 9.62 | 3.00 | 1.25 | 1.75 | 41.67 | 0.00 | 0.00 | 0.00 | 0.00 |
| 12 | State Bank of Patiala | 0.00 | 0.00 | 0.00 | 0.00 | 0.00 | 0.00 | 0.00 | 0.00 | 0.00 | 0.00 | 0.00 | 0.00 |
| 13 | Bank of India | 157.71 | 156.60 | 1.11 | 99.30 | 29.32 | 28.76 | 0.56 | 98.09 | 0.00 | 0.00 | 0.00 | 0.00 |
| 14 | Syndicate Bank | 24.95 | 11.52 | 13.43 | 46.17 | 5.47 | 2.50 | 2.97 | 45.70 | 0.00 | 0.00 | 0.00 | 0.00 |
| 15 | Vijaya Bank | 5.59 | 0.78 | 4.81 | 13.95 | 0.00 | 0.00 | 0.00 | 0.00 | 0.00 | 0.00 | 0.00 | 0.00 |
| 16 | Corporation Bank | 0.00 | 0.00 | 0.00 | 0.00 | 0.00 | 0.00 | 0.00 | 0.00 | 0.00 | 0.00 | 0.00 | 0.00 |
| 17 | Andhra bank | 0.00 | 0.00 | 0.00 | 0.00 | 0.00 | 0.00 | 0.00 | 0.00 | 0.00 | 0.00 | 0.00 | 0.00 |
| 18 | Indian Bank | 0.28 | 0.08 | 0.20 | 28.57 | 131.25 | 56.11 | 75.14 | 42.75 | 0.16 | 0.04 | 0.12 | 25.00 |
| 19 | United Bank of India | 0.00 | 0.00 | 0.00 | 0.00 | 0.00 | 0.00 | 0.00 | 0.00 | 0.00 | 0.00 | 0.00 | 0.00 |
| 20 | State Bank of B & J | 0.00 | 0.00 | 0.00 | 0.00 | 0.00 | 0.00 | 0.00 | 0.00 | 0.00 | 0.00 | 0.00 | 0.00 |
| 21 | Bank of Maharashtra | 0.00 | 0.00 | 0.00 | 0.00 | 0.00 | 0.00 | 0.00 | 0.00 | 0.00 | 0.00 | 0.00 | 0.00 |
| 22 | Dena Bank | 0.00 | 0.00 | 0.00 | 0.00 | 0.00 | 0.00 | 0.00 | 0.00 | 0.00 | 0.00 | 0.00 | 0.00 |
| 23 | IDBI Bank | 0.00 | 0.00 | 0.00 | 0.00 | 0.00 | 0.00 | 0.00 | 0.00 | 0.00 | 0.00 | 0.00 | 0.00 |
| 24 | State Bank of Hyderabad | 0.00 | 0.00 | 0.00 | 0.00 | 0.00 | 0.00 | 0.00 | 0.00 | 0.00 | 0.00 | 0.00 | 0.00 |
| B | Total Non-Lead Banks | 367.65 | 269.92 | 97.73 | 73.42 | 188.31 | 99.04 | 89.27 | 52.59 | 0.16 | 0.04 | 0.12 | 25.00 |
| C | Total N. Banks (A + B) | 1395.72 | 612.91 | 782.81 | 43.91 | 703.75 | 337.18 | 366.57 | 47.91 | 1012.22 | 210.63 | 801.59 | 20.81 |
| 25 | Uttarakhand G.B | 0.00 | 0.00 | 0.00 | 0.00 | 173.60 | 64.62 | 108.98 | 37.22 | 0.00 | 0.00 | 0.00 | 0.00 |
| 26 | U.P. Gramin Bank | 0.00 | 0.00 | 0.00 | 0.00 | 0.00 | 0.00 | 0.00 | 0.00 | 0.00 | 0.00 | 0.00 | 0.00 |
| D | Total R.R.B. | 0.00 | 0.00 | 0.00 | 0.00 | 173.60 | 64.62 | 108.98 | 37.22 | 0.00 | 0.00 | 0.00 | 0.00 |
| 27 | Co-operative Bank | 78.02 | 65.34 | 12.68 | 83.75 | 172.00 | 53.67 | 118.33 | 31.20 | 18.90 | 6.77 | 12.13 | 35.82 |
| E | Total Cooperative | 78.02 | 65.34 | 12.68 | 83.75 | 172.00 | 53.67 | 118.33 | 31.20 | 18.90 | 6.77 | 12.13 | 35.82 |
| F | Total (C+D+E) | 1473.74 | 678.25 | 795.49 | 46.02 | 1049.35 | 455.47 | 593.88 | 43.40 | 1031.12 | 217.40 | 813.72 | 21.08 |
| 28 | Nainital Bank | 18.17 | 1.04 | 17.13 | 5.72 | 0.41 | 0.01 | 0.40 | 2.44 | 0.00 | 0.00 | 0.00 | 0.00 |
| 29 | Axis Bank | 0.00 | 0.00 | 0.00 | 0.00 | 0.00 | 0.00 | 0.00 | 0.00 | 0.00 | 0.00 | 0.00 | 0.00 |
| 30 | ICICI bank | 0.00 | 0.00 | 0.00 | 0.00 | 0.00 | 0.00 | 0.00 | 0.00 | 0.00 | 0.00 | 0.00 | 0.00 |
| 31 | HDFC Bank | 0.00 | 0.00 | 0.00 | 0.00 | 0.00 | 0.00 | 0.00 | 0.00 | 0.00 | 0.00 | 0.00 | 0.00 |
| 32 | The J & K Bank | 0.00 | 0.00 | 0.00 | 0.00 | 0.00 | 0.00 | 0.00 | 0.00 | 0.00 | 0.00 | 0.00 | 0.00 |
| 33 | Fedral Bank Ltd | 0.00 | 0.00 | 0.00 | 0.00 | 0.00 | 0.00 | 0.00 | 0.00 | 0.00 | 0.00 | 0.00 | 0.00 |
| 34 | IndusInd Bank | 0.00 | 0.00 | 0.00 | 0.00 | 0.00 | 0.00 | 0.00 | 0.00 | 0.00 | 0.00 | 0.00 | 0.00 |
| 35 | The Karnataka bank | 0.00 | 0.00 | 0.00 | 0.00 | 0.00 | 0.00 | 0.00 | 0.00 | 0.00 | 0.00 | 0.00 | 0.00 |
| 36 | The South Indian Bank | 0.00 | 0.00 | 0.00 | 0.00 | 0.00 | 0.00 | 0.00 | 0.00 | 0.00 | 0.00 | 0.00 | 0.00 |
| 37 | Standard Chartered Bar | 0.00 | 0.00 | 0.00 | 0.00 | 0.00 | 0.00 | 0.00 | 0.00 | 0.00 | 0.00 | 0.00 | 0.00 |
| 38 | Yes Bank | 0.00 | 0.00 | 0.00 | 0.00 | 0.00 | 0.00 | 0.00 | 0.00 | 0.00 | 0.00 | 0.00 | 0.00 |
| 39 | Kotak Mahinda | 0.00 | 0.00 | 0.00 | 0.00 | 0.00 | 0.00 | 0.00 | 0.00 | 0.00 | 0.00 | 0.00 | 0.00 |
| 40 | Bhartiya Mahila Bank | 0.00 | 0.00 | 0.00 | 0.00 | 0.00 | 0.00 | 0.00 | 0.00 | 0.00 | 0.00 | 0.00 | 0.00 |
| 41 | BANDHAN BANK | 0.00 | 0.00 | 0.00 | 0.00 | 0.00 | 0.00 | 0.00 | 0.00 | 0.00 | 0.00 | 0.00 | 0.00 |
| G | Total Private Bank | 18.17 | 1.04 | 17.13 | 5.72 | 0.41 | 0.01 | 0.40 | 2.44 | 0.00 | 0.00 | 0.00 | 0.00 |
| H | Total All Bank (F+G) | 1491.91 | 679.29 | 812.62 | 45.53 | 1049.76 | 455.48 | 594.28 | 43.39 | 1031.12 | 217.40 | 813.72 | 21.08 |

Contd.

(in Lacs)

| S. No. | Name of the Bank | Name of Scheme | | | | | | | |
|----------|-------------------------------|----------------|---------------|---------------|--------------|----------------|----------------|---------------|--------------|
| | | SJSRY | | | | SGSY | | | |
| | | Demand Raised | Amt Recovered | Amt Over Due | R/D (%) | Demand Raised | Amt Recovered | Amt Over Due | R/D (%) |
| 1 | State Bank of India | 498.35 | 262.05 | 236.30 | 52.58 | 493.46 | 212.16 | 281.30 | 42.99 |
| 2 | Punjab National Bank | 39.67 | 24.58 | 15.09 | 61.96 | 43.94 | 32.96 | 10.98 | 75.01 |
| 3 | Bank of Baroda | 8.92 | 2.16 | 6.76 | 24.22 | 14.84 | 4.02 | 10.82 | 27.09 |
| A | Total Lead Banks | 546.94 | 288.79 | 258.15 | 52.80 | 552.24 | 249.14 | 303.10 | 45.11 |
| 4 | Oriental Bank of Comm. | 38.39 | 32.02 | 6.37 | 83.41 | 3.55 | 2.55 | 1.00 | 71.83 |
| 5 | Union Bank of India | 0.00 | 0.00 | 0.00 | 0.00 | 0.00 | 0.00 | 0.00 | 0.00 |
| 6 | Canara Bank | 0.00 | 0.00 | 0.00 | 0.00 | 0.00 | 0.00 | 0.00 | 0.00 |
| 7 | Central Bank of India | 3.23 | 1.09 | 2.14 | 33.75 | 0.23 | 0.23 | 0.00 | 100.00 |
| 8 | Punjab & Sind Bank | 0.00 | 0.00 | 0.00 | 0.00 | 0.00 | 0.00 | 0.00 | 0.00 |
| 9 | Allahabad Bank | 80.46 | 32.95 | 47.51 | 40.95 | 68.42 | 32.13 | 36.29 | 46.96 |
| 10 | UCO Bank | 0.00 | 0.00 | 0.00 | 0.00 | 0.00 | 0.00 | 0.00 | 0.00 |
| 11 | Indian Overseas Bank | 47.41 | 23.73 | 23.68 | 50.05 | 0.00 | 0.00 | 0.00 | 0.00 |
| 12 | State Bank of Patiala | 0.00 | 0.00 | 0.00 | 0.00 | 0.00 | 0.00 | 0.00 | 0.00 |
| 13 | Bank of India | 30.08 | 30.05 | 0.03 | 99.90 | 0.07 | 0.05 | 0.02 | 71.43 |
| 14 | Syndicate Bank | 13.29 | 6.11 | 7.18 | 45.97 | 2.50 | 1.50 | 1.00 | 60.00 |
| 15 | Vijaya Bank | 7.00 | 0.26 | 6.74 | 3.71 | 0.00 | 0.00 | 0.00 | 0.00 |
| 16 | Corporation Bank | 0.00 | 0.00 | 0.00 | 0.00 | 0.00 | 0.00 | 0.00 | 0.00 |
| 17 | Andhra bank | 0.00 | 0.00 | 0.00 | 0.00 | 0.00 | 0.00 | 0.00 | 0.00 |
| 18 | Indian Bank | 5.14 | 1.13 | 4.01 | 21.98 | 0.00 | 0.00 | 0.00 | 0.00 |
| 19 | United Bank of India | 0.00 | 0.00 | 0.00 | 0.00 | 0.00 | 0.00 | 0.00 | 0.00 |
| 20 | State Bank of B & J | 0.00 | 0.00 | 0.00 | 0.00 | 0.00 | 0.00 | 0.00 | 0.00 |
| 21 | Bank of Maharashtra | 0.00 | 0.00 | 0.00 | 0.00 | 0.00 | 0.00 | 0.00 | 0.00 |
| 22 | Dena Bank | 0.00 | 0.00 | 0.00 | 0.00 | 0.00 | 0.00 | 0.00 | 0.00 |
| 23 | IDBI Bank | 0.00 | 0.00 | 0.00 | 0.00 | 0.00 | 0.00 | 0.00 | 0.00 |
| 24 | State Bank of Hyderabad | 0.00 | 0.00 | 0.00 | 0.00 | 0.00 | 0.00 | 0.00 | 0.00 |
| B | Total Non-Lead Banks | 225.00 | 127.34 | 97.66 | 56.60 | 74.77 | 36.46 | 38.31 | 48.76 |
| C | Total N. Banks (A + B) | 771.94 | 416.13 | 355.81 | 53.91 | 627.01 | 285.60 | 341.41 | 45.55 |
| 25 | Uttarakhand G.B | 0.00 | 0.00 | 0.00 | 0.00 | 1238.34 | 781.15 | 457.19 | 63.08 |
| 26 | U.P. Gramin Bank | 0.00 | 0.00 | 0.00 | 0.00 | 0.00 | 0.00 | 0.00 | 0.00 |
| D | Total R.R.B. | 0.00 | 0.00 | 0.00 | 0.00 | 1238.34 | 781.15 | 457.19 | 63.08 |
| 27 | Co-operative Bank | 0.00 | 0.00 | 0.00 | 0.00 | 83.31 | 35.76 | 47.55 | 42.92 |
| E | Total Cooperative | 0.00 | 0.00 | 0.00 | 0.00 | 83.31 | 35.76 | 47.55 | 42.92 |
| F | Total (C+D+E) | 771.94 | 416.13 | 355.81 | 53.91 | 1948.66 | 1102.51 | 846.15 | 56.58 |
| 28 | Nainital Bank | 9.40 | 0.62 | 8.78 | 6.60 | 6.80 | 0.19 | 6.61 | 2.79 |
| 29 | Axis Bank | 0.00 | 0.00 | 0.00 | 0.00 | 0.00 | 0.00 | 0.00 | 0.00 |
| 30 | ICICI bank | 0.00 | 0.00 | 0.00 | 0.00 | 0.00 | 0.00 | 0.00 | 0.00 |
| 31 | HDFC Bank | 0.00 | 0.00 | 0.00 | 0.00 | 0.00 | 0.00 | 0.00 | 0.00 |
| 32 | The J & K Bank | 0.00 | 0.00 | 0.00 | 0.00 | 0.00 | 0.00 | 0.00 | 0.00 |
| 33 | Fedral Bank Ltd | 0.00 | 0.00 | 0.00 | 0.00 | 0.00 | 0.00 | 0.00 | 0.00 |
| 34 | IndusInd Bank | 0.00 | 0.00 | 0.00 | 0.00 | 0.00 | 0.00 | 0.00 | 0.00 |
| 35 | The Karnataka bank | 0.00 | 0.00 | 0.00 | 0.00 | 0.00 | 0.00 | 0.00 | 0.00 |
| 36 | The South Indian Bank Lt | 0.00 | 0.00 | 0.00 | 0.00 | 0.00 | 0.00 | 0.00 | 0.00 |
| 37 | Standard Chartered Bank | 0.00 | 0.00 | 0.00 | 0.00 | 0.00 | 0.00 | 0.00 | 0.00 |
| 38 | Yes Bank | 0.00 | 0.00 | 0.00 | 0.00 | 0.00 | 0.00 | 0.00 | 0.00 |
| 39 | Kotak Mahinda | 0.00 | 0.00 | 0.00 | 0.00 | 0.00 | 0.00 | 0.00 | 0.00 |
| 40 | Bhartiya Mahila Bank | 0.00 | 0.00 | 0.00 | 0.00 | 0.00 | 0.00 | 0.00 | 0.00 |
| 41 | BANDHAN BANK | 0.00 | 0.00 | 0.00 | 0.00 | 0.00 | 0.00 | 0.00 | 0.00 |
| G | Total Private Bank | 9.40 | 0.62 | 8.78 | 6.60 | 6.80 | 0.19 | 6.61 | 2.79 |
| H | Total All Bank (F+G) | 781.34 | 416.75 | 364.59 | 53.34 | 1955.46 | 1102.70 | 852.76 | 56.39 |

BANKWISE RECOVERY POSITION OF PRIORITY SECTOR ADVANCES

PROGRESS AS ON 30TH JUNE 2016

(in Lacs)

| S. No. | Name of the Bank | Name of the Scheme | | | | | | | |
|----------|-------------------------------|--------------------|------------------|-----------------|--------------|-----------------|------------------|-----------------|--------------|
| | | AGL | | | | SSI | | | |
| | | Demand Raised | Amount Recovered | Amount Over Due | Recov.(%) | Demand Raised | Amount Recovered | Amount Over Due | Recov.(%) |
| 1 | State Bank of India | 12280.40 | 7405.85 | 4874.55 | 60.31 | 5700.32 | 3666.60 | 2033.72 | 64.32 |
| 2 | Punjab National Bank | 22839.34 | 18576.32 | 4263.02 | 81.33 | 5697.40 | 3891.17 | 1806.23 | 68.30 |
| 3 | Bank of Baroda | 26290.20 | 4484.54 | 21805.66 | 17.06 | 29114.74 | 12109.66 | 17005.08 | 41.59 |
| A | Total Lead Banks | 61409.94 | 30466.71 | 30943.23 | 49.61 | 40512.46 | 19667.43 | 20845.03 | 48.55 |
| 4 | Oriental Bank of Comm. | 3209.99 | 2495.09 | 714.90 | 77.73 | 2402.00 | 2207.00 | 195.00 | 91.88 |
| 5 | Union Bank of India | 4188.01 | 2368.62 | 1819.39 | 56.56 | 2838.56 | 1399.24 | 1439.32 | 49.29 |
| 6 | Canara Bank | 2790.14 | 2227.39 | 562.75 | 79.83 | 3151.03 | 2098.24 | 1052.79 | 66.59 |
| 7 | Central Bank of India | 51.21 | 12.52 | 38.69 | 24.45 | 2879.23 | 236.07 | 2643.16 | 8.20 |
| 8 | Punjab & Sind Bank | 1238.06 | 523.00 | 715.06 | 42.24 | 297.39 | 97.05 | 200.34 | 32.63 |
| 9 | Allahabad Bank | 1696.58 | 685.87 | 1010.71 | 40.43 | 1643.79 | 777.29 | 866.50 | 47.29 |
| 10 | UCO Bank | 159.10 | 27.29 | 131.81 | 17.15 | 357.60 | 244.70 | 112.90 | 68.43 |
| 11 | Indian Overseas Bank | 415.00 | 85.56 | 329.44 | 20.62 | 521.00 | 42.93 | 478.07 | 8.24 |
| 12 | State Bank of Patiala | 0.00 | 0.00 | 0.00 | 0.00 | 0.00 | 0.00 | 0.00 | 0.00 |
| 13 | Bank of India | 1014.09 | 793.62 | 220.47 | 78.26 | 388.14 | 335.67 | 52.47 | 86.48 |
| 14 | Syndicate Bank | 34.45 | 20.51 | 13.94 | 59.54 | 1823.00 | 611.50 | 1211.50 | 33.54 |
| 15 | Vijaya Bank | 0.00 | 0.00 | 0.00 | 0.00 | 0.00 | 0.00 | 0.00 | 0.00 |
| 16 | Corporation Bank | 0.00 | 0.00 | 0.00 | 0.00 | 0.00 | 0.00 | 0.00 | 0.00 |
| 17 | Andhra bank | 0.00 | 0.00 | 0.00 | 0.00 | 0.00 | 0.00 | 0.00 | 0.00 |
| 18 | Indian Bank | 536.75 | 409.06 | 127.69 | 76.21 | 386.44 | 228.36 | 158.08 | 59.09 |
| 19 | United Bank of India | 0.00 | 0.00 | 0.00 | 0.00 | 0.00 | 0.00 | 0.00 | 0.00 |
| 20 | State Bank of B & J | 0.00 | 0.00 | 0.00 | 0.00 | 0.00 | 0.00 | 0.00 | 0.00 |
| 21 | Bank of Maharashtra | 0.00 | 0.00 | 0.00 | 0.00 | 539.85 | 2.00 | 537.85 | 0.37 |
| 22 | Dena Bank | 50.00 | 40.00 | 10.00 | 80.00 | 124.00 | 103.00 | 21.00 | 83.06 |
| 23 | IDBI Bank | 510.06 | 378.57 | 131.49 | 74.22 | 567.71 | 490.96 | 76.75 | 86.48 |
| 24 | State Bank of Hyderabad | 0.00 | 0.00 | 0.00 | 0.00 | 0.00 | 0.00 | 0.00 | 0.00 |
| B | Total Non-Lead Banks | 15893.44 | 10067.10 | 5826.34 | 63.34 | 17919.74 | 8874.01 | 9045.73 | 49.52 |
| C | Total N. Banks (A + B) | 77303.38 | 40533.81 | 36769.57 | 52.43 | 58432.20 | 28541.44 | 29890.76 | 48.85 |
| 25 | Uttarakhand G.B | 25228.15 | 18333.25 | 6894.90 | 72.67 | 4235.94 | 2946.04 | 1289.90 | 69.55 |
| 26 | U.P. Gramin Bank | 317.00 | 259.00 | 58.00 | 81.70 | 5.00 | 4.00 | 1.00 | 80.00 |
| D | Total R.R.B. | 25545.15 | 18592.25 | 6952.90 | 72.78 | 4240.94 | 2950.04 | 1290.90 | 69.56 |
| 27 | Co-operative Bank | 36075.07 | 4444.36 | 31630.71 | 12.32 | 6.86 | 3.52 | 3.34 | 51.31 |
| E | Total Cooperative | 36075.07 | 4444.36 | 31630.71 | 12.32 | 6.86 | 3.52 | 3.34 | 51.31 |
| F | Total (C+D+E) | 138923.60 | 63570.42 | 75353.18 | 45.76 | 62680.00 | 31495.00 | 31185.00 | 50.25 |
| 28 | Nainital Bank | 14788.30 | 11949.26 | 2839.04 | 80.80 | 3989.19 | 1744.75 | 2244.44 | 43.74 |
| 29 | Axis Bank | 11274.60 | 11250.53 | 24.07 | 99.79 | 5610.83 | 5109.32 | 501.51 | 91.06 |
| 30 | ICICI bank | 0.00 | 0.00 | 0.00 | 0.00 | 0.00 | 0.00 | 0.00 | 0.00 |
| 31 | HDFC Bank | 486.87 | 424.22 | 62.65 | 87.13 | 2971.68 | 2864.48 | 107.20 | 96.39 |
| 32 | The J & K Bank | 0.00 | 0.00 | 0.00 | 0.00 | 0.00 | 0.00 | 0.00 | 0.00 |
| 33 | Fedral Bank Ltd | 0.00 | 0.00 | 0.00 | 0.00 | 0.00 | 0.00 | 0.00 | 0.00 |
| 34 | IndusInd Bank | 33.26 | 4.55 | 28.71 | 13.68 | 99.62 | 17.44 | 82.18 | 17.51 |
| 35 | The Karnataka bank | 1.00 | 1.00 | 0.00 | 100.00 | 1.55 | 1.55 | 0.00 | 100.00 |
| 36 | The South Indian Bank Ltd | 0.00 | 0.00 | 0.00 | 0.00 | 0.00 | 0.00 | 0.00 | 0.00 |
| 37 | Standard Chartered Bank | 0.00 | 0.00 | 0.00 | 0.00 | 0.00 | 0.00 | 0.00 | 0.00 |
| 38 | Yes Bank | 0.00 | 0.00 | 0.00 | 0.00 | 0.00 | 0.00 | 0.00 | 0.00 |
| 39 | Kotak Mahinda | 0.00 | 0.00 | 0.00 | 0.00 | 0.00 | 0.00 | 0.00 | 0.00 |
| 40 | Bhartiya Mahila Bank | 0.00 | 0.00 | 0.00 | 0.00 | 0.00 | 0.00 | 0.00 | 0.00 |
| 41 | BANDHAN BANK | 0.00 | 0.00 | 0.00 | 0.00 | 0.00 | 0.00 | 0.00 | 0.00 |
| G | Total Private Bank | 26584.03 | 23629.56 | 2954.47 | 88.89 | 12672.87 | 9737.54 | 2935.33 | 76.84 |
| H | Total All Bank (F+G) | 165507.63 | 87199.98 | 78307.65 | 52.69 | 75352.87 | 41232.54 | 34120.33 | 54.72 |

Contd.

(in Lacs)

| S. No. | Name of the Bank | Name of the Scheme | | | | Total Recovery % Under P.S. |
|----------|-------------------------------|-----------------------|------------------|-----------------|--------------|-----------------------------|
| | | Other Priority Sector | | | | |
| | | Demand Raised | Amount Recovered | Amount Over Due | Recov.(%) | |
| 1 | State Bank of India | 8752.16 | 7340.35 | 1411.81 | 83.87 | 68.88 |
| 2 | Punjab National Bank | 5827.35 | 2921.60 | 2905.75 | 50.14 | 73.88 |
| 3 | Bank of Baroda | 6151.80 | 4009.43 | 2142.37 | 65.17 | 33.47 |
| A | Total Lead Banks | 20731.31 | 14271.38 | 6459.93 | 68.84 | 52.51 |
| 4 | Oriental Bank of Comm. | 2739.00 | 2560.00 | 179.00 | 93.46 | 86.96 |
| 5 | Union Bank of India | 951.62 | 395.04 | 556.58 | 41.51 | 52.18 |
| 6 | Canara Bank | 3662.37 | 2922.45 | 739.92 | 79.80 | 75.47 |
| 7 | Central Bank of India | 457.24 | 191.36 | 265.88 | 41.85 | 12.99 |
| 8 | Punjab & Sind Bank | 37.72 | 19.61 | 18.11 | 51.99 | 40.66 |
| 9 | Allahabad Bank | 425.38 | 232.06 | 193.32 | 54.55 | 45.02 |
| 10 | UCO Bank | 776.11 | 339.97 | 436.14 | 43.80 | 47.34 |
| 11 | Indian Overseas Bank | 169.00 | 128.43 | 40.57 | 75.99 | 23.25 |
| 12 | State Bank of Patiala | 0.00 | 0.00 | 0.00 | 0.00 | 0.00 |
| 13 | Bank of India | 402.04 | 328.60 | 73.44 | 81.73 | 80.80 |
| 14 | Syndicate Bank | 1325.50 | 850.00 | 475.50 | 64.13 | 46.56 |
| 15 | Vijaya Bank | 17.00 | 2.32 | 14.68 | 13.65 | 13.65 |
| 16 | Corporation Bank | 0.00 | 0.00 | 0.00 | 0.00 | 0.00 |
| 17 | Andhra bank | 0.00 | 0.00 | 0.00 | 0.00 | 0.00 |
| 18 | Indian Bank | 544.09 | 330.30 | 213.79 | 60.71 | 65.95 |
| 19 | United Bank of India | 0.00 | 0.00 | 0.00 | 0.00 | 0.00 |
| 20 | State Bank of B & J | 25.00 | 22.70 | 2.30 | 90.80 | 90.80 |
| 21 | Bank of Maharashtra | 16.50 | 0.37 | 16.13 | 2.24 | 0.43 |
| 22 | Dena Bank | 239.00 | 203.00 | 36.00 | 84.94 | 83.78 |
| 23 | IDBI Bank | 385.89 | 372.23 | 13.66 | 96.46 | 84.84 |
| 24 | State Bank of Hyderabad | 0.00 | 0.00 | 0.00 | 0.00 | 0.00 |
| B | Total Non-Lead Banks | 12173.46 | 8898.44 | 3275.02 | 73.10 | 60.54 |
| C | Total N. Banks (A + B) | 32904.77 | 23169.82 | 9734.95 | 70.41 | 54.70 |
| 25 | Uttarakhand G.B | 27673.52 | 23709.68 | 3963.84 | 85.68 | 78.74 |
| 26 | U.P. Gramin Bank | 4.00 | 3.00 | 1.00 | 75.00 | 81.60 |
| D | Total R.R.B. | 27677.52 | 23712.68 | 3964.84 | 85.67 | 78.75 |
| 27 | Co-operative Bank | 49397.17 | 45652.79 | 3744.38 | 92.42 | 58.61 |
| E | Total Cooperative | 49397.17 | 45652.79 | 3744.38 | 92.42 | 58.61 |
| F | Total (C+D+E) | 109979.46 | 92535.29 | 17444.17 | 84.14 | 60.21 |
| 28 | Nainital Bank | 4536.42 | 2607.40 | 1929.02 | 57.48 | 69.92 |
| 29 | Axis Bank | 4.63 | 1.39 | 3.24 | 30.02 | 96.87 |
| 30 | ICICI bank | 0.00 | 0.00 | 0.00 | 0.00 | 0.00 |
| 31 | HDFC Bank | 174.21 | 156.42 | 17.79 | 89.79 | 94.83 |
| 32 | The J & K Bank | 0.00 | 0.00 | 0.00 | 0.00 | 0.00 |
| 33 | Fedral Bank Ltd | 0.00 | 0.00 | 0.00 | 0.00 | 0.00 |
| 34 | IndusInd Bank | 0.00 | 0.00 | 0.00 | 0.00 | 16.55 |
| 35 | The Karnataka bank | 3943.00 | 3691.00 | 252.00 | 93.61 | 93.61 |
| 36 | The South Indian Bank Ltd | 0.00 | 0.00 | 0.00 | 0.00 | 0.00 |
| 37 | Standard Chartered Bank | 0.00 | 0.00 | 0.00 | 0.00 | 0.00 |
| 38 | Yes Bank | 0.00 | 0.00 | 0.00 | 0.00 | 0.00 |
| 39 | Kotak Mahinda | 0.00 | 0.00 | 0.00 | 0.00 | 0.00 |
| 40 | Bhartiya Mahila Bank | 0.00 | 0.00 | 0.00 | 0.00 | 0.00 |
| 41 | BANDHAN BANK | 0.00 | 0.00 | 0.00 | 0.00 | 0.00 |
| G | Total Private Bank | 8658.26 | 6456.21 | 2202.05 | 74.57 | 83.11 |
| H | Total All Bank (F+G) | 118637.72 | 98991.50 | 19646.22 | 83.44 | 63.26 |

POSITION OF PENDING RECOVERY CERTIFICATES

AS ON 30TH JUNE 2016

(in Lacs)

| S. No. | Name of the Bank | RCs Pending | | | | Total RCs Pending | | Recovery against RC | | Recovery % |
|----------|-------------------------------|------------------|----------------|------------------|----------------|-------------------|-----------------|--------------------------|---------------|-------------|
| | | Less than 1 Year | | More than 1 Year | | | | 01.04.2016 to 30.06.2016 | | |
| | | No. | Amt. | No. | Amt. | No. | Amt. | No. | Amt. | |
| 1 | State Bank of India | 2128 | 1542.45 | 4916 | 4789.74 | 7044 | 6332.19 | 1225 | 386.69 | 6.11 |
| 2 | Punjab National Bank | 1787 | 525.10 | 1477 | 242.29 | 3264 | 767.39 | 187 | 28.88 | 3.76 |
| 3 | Bank of Baroda | 50 | 796.85 | 47 | 144.00 | 97 | 940.85 | 16 | 11.56 | 1.23 |
| A | Total Lead Banks | 3965 | 2864.40 | 6440 | 5176.03 | 10405 | 8040.43 | 1428 | 427.13 | 5.31 |
| 4 | Oriental Bank of Comm. | 9 | 23.00 | 152 | 467.22 | 161 | 490.22 | 0 | 0.00 | 0.00 |
| 5 | Union Bank of India | 300 | 302.86 | 1086 | 659.09 | 1386 | 961.95 | 152 | 139.89 | 14.54 |
| 6 | Canara Bank | 0 | 0.00 | 188 | 433.63 | 188 | 433.63 | 0 | 0.00 | 0.00 |
| 7 | Central Bank of India | 8 | 11.39 | 566 | 282.56 | 574 | 293.95 | 19 | 4.72 | 1.61 |
| 8 | Punjab & Sind Bank | 35 | 106.72 | 418 | 472.77 | 453 | 579.49 | 13 | 5.67 | 0.98 |
| 9 | Allahabad Bank | 0 | 0.00 | 613 | 263.33 | 613 | 263.33 | 0 | 0.00 | 0.00 |
| 10 | UCO Bank | 15 | 23.11 | 88 | 45.75 | 103 | 68.86 | 2 | 0.14 | 0.20 |
| 11 | Indian Overseas Bank | 20 | 8.89 | 83 | 130.78 | 103 | 139.67 | 8 | 1.90 | 1.36 |
| 12 | State Bank of Patiala | 0 | 0.00 | 153 | 211.94 | 153 | 211.94 | 0 | 0.00 | 0.00 |
| 13 | Bank of India | 33 | 31.37 | 60 | 26.01 | 93 | 57.38 | 3 | 2.35 | 4.10 |
| 14 | Syndicate Bank | 131 | 198.71 | 140 | 128.54 | 271 | 327.25 | 3 | 0.34 | 0.10 |
| 15 | Vijaya Bank | 0 | 0.00 | 14 | 6.52 | 14 | 6.52 | 0 | 0.00 | 0.00 |
| 16 | Corporation Bank | 0 | 0.00 | 0 | 0.00 | 0 | 0.00 | 0 | 0.00 | 0.00 |
| 17 | Andhra bank | 0 | 0.00 | 0 | 0.00 | 0 | 0.00 | 0 | 0.00 | 0.00 |
| 18 | Indian Bank | 0 | 0.00 | 26 | 36.18 | 26 | 36.18 | 0 | 0.00 | 0.00 |
| 19 | United Bank of India | 0 | 0.00 | 0 | 0.00 | 0 | 0.00 | 0 | 0.00 | 0.00 |
| 20 | State Bank of B & J | 0 | 0.00 | 24 | 3.60 | 24 | 3.60 | 0 | 0.00 | 0.00 |
| 21 | Bank of Maharashtra | 0 | 0.00 | 0 | 0.00 | 0 | 0.00 | 0 | 0.00 | 0.00 |
| 22 | Dena Bank | 0 | 0.00 | 0 | 0.00 | 0 | 0.00 | 0 | 0.00 | 0.00 |
| 23 | IDBI Bank | 7 | 2.00 | 0 | 0.00 | 7 | 2.00 | 0 | 0.00 | 0.00 |
| 24 | State Bank of Hyderabad | 0 | 0.00 | 0 | 0.00 | 0 | 0.00 | 0 | 0.00 | 0.00 |
| B | Total Non-Lead Banks | 558 | 708.05 | 3611 | 3167.92 | 4169 | 3875.97 | 200 | 155.01 | 4.00 |
| C | Total N. Banks (A + B) | 4523 | 3572.45 | 10051 | 8343.95 | 14574 | 11916.40 | 1628 | 582.14 | 4.89 |
| 25 | Uttarakhand G.B | 1918 | 1493.95 | 1849 | 1267.06 | 3767 | 2761.01 | 211 | 106.66 | 3.86 |
| 26 | U.P. Gramin Bank | 0 | 0.00 | 4 | 8.00 | 4 | 8.00 | 0 | 0.00 | 0.00 |
| D | Total R.R.B. | 1918 | 1493.95 | 1853 | 1275.06 | 3771 | 2769.01 | 211 | 106.66 | 3.85 |
| 27 | Co-operative Bank | 0 | 0.00 | 0 | 0.00 | 0 | 0.00 | 0 | 0.00 | 0.00 |
| E | Total Cooperative | 0 | 0.00 | 0 | 0.00 | 0 | 0.00 | 0 | 0.00 | 0.00 |
| F | Total (C+D+E) | 6441 | 5066.40 | 11904 | 9619.01 | 18345 | 14685.41 | 1839 | 688.80 | 4.69 |
| 28 | Nainital Bank | 2 | 7.36 | 148 | 104.85 | 150 | 112.21 | 0 | 0.00 | 0.00 |
| 29 | Axis Bank | 0 | 0.00 | 0 | 0.00 | 0 | 0.00 | 0 | 0.00 | 0.00 |
| 30 | ICICI bank | 0 | 0.00 | 0 | 0.00 | 0 | 0.00 | 0 | 0.00 | 0.00 |
| 31 | HDFC Bank | 0 | 0.00 | 0 | 0.00 | 0 | 0.00 | 0 | 0.00 | 0.00 |
| 32 | The J & K Bank | 0 | 0.00 | 0 | 0.00 | 0 | 0.00 | 0 | 0.00 | 0.00 |
| 33 | Fedral Bank Ltd | 0 | 0.00 | 0 | 0.00 | 0 | 0.00 | 0 | 0.00 | 0.00 |
| 34 | IndusInd Bank | 0 | 0.00 | 0 | 0.00 | 0 | 0.00 | 0 | 0.00 | 0.00 |
| 35 | The Karnataka bank | 0 | 0.00 | 0 | 0.00 | 0 | 0.00 | 0 | 0.00 | 0.00 |
| 36 | The South Indian Bank Ltd | 0 | 0.00 | 0 | 0.00 | 0 | 0.00 | 0 | 0.00 | 0.00 |
| 37 | Standard Chartered Bank | 0 | 0.00 | 0 | 0.00 | 0 | 0.00 | 0 | 0.00 | 0.00 |
| 38 | Yes Bank | 0 | 0.00 | 0 | 0.00 | 0 | 0.00 | 0 | 0.00 | 0.00 |
| 39 | Kotak Mahinda | 0 | 0.00 | 0 | 0.00 | 0 | 0.00 | 0 | 0.00 | 0.00 |
| 40 | Bhartiya Mahila Bank | 0 | 0.00 | 0 | 0.00 | 0 | 0.00 | 0 | 0.00 | 0.00 |
| 41 | BANDHAN BANK | 0 | 0.00 | 0 | 0.00 | 0 | 0.00 | 0 | 0.00 | 0.00 |
| G | Total Private Bank | 2 | 7.36 | 148 | 104.85 | 150 | 112.21 | 0 | 0.00 | 0.00 |
| H | Total All Bank (F+G) | 6443 | 5073.76 | 12052 | 9723.86 | 18495 | 14797.62 | 1839 | 688.80 | 4.65 |

STATEMENT OF EDUCATION LOAN
FOR THE YEAR ENDED 30TH JUNE 2016

(in Lacs)

| S. No. | Name of the Bank | Target | | Outstanding as on March 2016 | | Fresh sanctions (April 2015 to June 2016) | | Recovery & Repayment (April 2015 to June 2016) | | Outstanding as on 30.06.2016 | |
|----------|-------------------------------|--------------|-----------------|------------------------------|-----------------|---|----------------|--|----------------|------------------------------|-----------------|
| | | No. | Amount | No. | Amount | No. | Amount | No. | Amount | No. | Amount |
| 1 | State Bank of India | 15343 | 35589.40 | 14443 | 37578.83 | 333 | 4132.06 | 3765 | 612.95 | 11011 | 41097.94 |
| 2 | Punjab National Bank | 9112 | 23135.20 | 7498 | 20727.23 | 269 | 1625.71 | 553 | 1700.37 | 7214 | 20652.57 |
| 3 | Bank of Baroda | 2589 | 6749.60 | 1760 | 4439.12 | 22 | 68.09 | 45 | 25.86 | 1737 | 4481.35 |
| A | Total Lead Banks | 27044 | 65474.20 | 23701 | 62745.18 | 624 | 5825.86 | 4363 | 2339.18 | 19962 | 66231.86 |
| 4 | Oriental Bank of Comm | 2186 | 6745.20 | 1515 | 4498.65 | 35 | 62.61 | 51 | 116.73 | 1499 | 4444.53 |
| 5 | Union Bank of India | 1013 | 2785.20 | 1075 | 2739.97 | 9 | 83.35 | 0 | 0.00 | 1084 | 2823.32 |
| 6 | Canara Bank | 1031 | 2941.40 | 835 | 2586.03 | 65 | 238.71 | 41 | 76.20 | 859 | 2748.54 |
| 7 | Central Bank of India | 1174 | 2948.00 | 128 | 2530.34 | 8 | 80.17 | 0 | 0.00 | 136 | 2610.51 |
| 8 | Punjab & Sind Bank | 425 | 2377.10 | 348 | 1385.84 | 13 | 57.32 | 30 | 176.11 | 331 | 1267.05 |
| 9 | Allahabad Bank | 1548 | 4442.90 | 832 | 2745.12 | 47 | 72.48 | 95 | 453.80 | 784 | 2363.80 |
| 10 | UCO Bank | 420 | 1128.60 | 246 | 644.21 | 13 | 140.25 | 0 | 0.00 | 259 | 784.46 |
| 11 | Indian Overseas Bank | 471 | 1222.10 | 456 | 999.77 | 32 | 74.25 | 12 | 33.75 | 476 | 1040.27 |
| 12 | State Bank of Patiala | 128 | 502.70 | 351 | 1167.11 | 6 | 24.39 | 0 | 0.00 | 357 | 1191.50 |
| 13 | Bank of India | 309 | 705.10 | 298 | 681.07 | 18 | 30.31 | 0 | 0.00 | 316 | 711.38 |
| 14 | Syndicate Bank | 487 | 1013.10 | 422 | 1059.91 | 10 | 11.88 | 0 | 0.00 | 432 | 1071.79 |
| 15 | Vijaya Bank | 73 | 218.90 | 77 | 214.16 | 2 | 2.60 | 15 | 3.65 | 64 | 213.11 |
| 16 | Corporation Bank | 112 | 339.90 | 138 | 400.33 | 1 | 7.50 | 0 | 0.00 | 139 | 407.83 |
| 17 | Andhra bank | 55 | 166.10 | 49 | 124.74 | 1 | 17.00 | 0 | 0.00 | 50 | 141.74 |
| 18 | Indian Bank | 22 | 41.80 | 11 | 37.84 | 1 | 15.00 | 6 | 21.38 | 6 | 31.46 |
| 19 | United Bank of India | 40 | 161.70 | 8 | 181.00 | 1 | 5.00 | 15 | 20.00 | -6 | 166.00 |
| 20 | State Bank of B & J | 28 | 82.50 | 4 | 73.26 | 2 | 2.00 | 2 | 8.42 | 4 | 66.84 |
| 21 | Bank of Maharashtra | 53 | 135.30 | 59 | 149.22 | 3 | 8.15 | 0 | 0.00 | 62 | 157.37 |
| 22 | Dena Bank | 86 | 289.30 | 88 | 207.00 | 7 | 22.50 | 4 | 20.00 | 91 | 209.50 |
| 23 | IDBI Bank | 10 | 58.30 | 124 | 555.83 | 18 | 77.95 | 0 | 0.00 | 142 | 633.78 |
| 24 | State Bank of Hyderabad | 6 | 92.40 | 7 | 14.91 | 7 | 14.91 | 0 | 0.00 | 14 | 29.82 |
| B | Total Non-Lead Banks | 9677 | 28397.60 | 7071 | 22996.31 | 299 | 1048.33 | 271 | 930.04 | 7099 | 23114.60 |
| C | Total N. Banks (A + B) | 36721 | 93871.80 | 30772 | 85741.49 | 923 | 6874.19 | 4634 | 3269.22 | 27061 | 89346.46 |
| 25 | Uttarakhand G.B | 916 | 2250.60 | 985 | 2796.57 | 34 | 133.38 | 0 | 0.00 | 1019 | 2929.95 |
| 26 | U.P. Gramin Bank | 0 | 0.00 | 1 | 2.00 | 0 | 0.00 | 0 | 0.00 | 1 | 2.00 |
| D | Total R.R.B. | 916 | 2250.60 | 986 | 2798.57 | 34 | 133.38 | 0 | 0.00 | 1020 | 2931.95 |
| 27 | Co-operative Bank | 116 | 304.70 | 14 | 68.23 | 3 | 11.76 | 0 | 0.00 | 17 | 79.99 |
| E | Total Cooperative | 116 | 304.70 | 14 | 68.23 | 3 | 11.76 | 0 | 0.00 | 17 | 79.99 |
| F | Total (C+D+E) | 37753 | 96427.10 | 31772 | 88608.29 | 960 | 7019.33 | 4634 | 3269.22 | 28098 | 92358.40 |
| 28 | Nainital Bank | 520 | 1172.60 | 137 | 242.59 | 39 | 94.71 | 4 | 0.96 | 172 | 336.34 |
| 29 | Axis Bank | 7 | 1541.10 | 4 | 18.57 | 0 | 0.00 | 0 | 0.00 | 4 | 18.57 |
| 30 | ICICI bank | 2 | 234.30 | 0 | 0.00 | 0 | 0.00 | 0 | 0.00 | 0 | 0.00 |
| 31 | HDFC Bank | 24 | 27.50 | 18 | 16.23 | 1 | 1.46 | 0 | 0.00 | 19 | 17.69 |
| 32 | The J & K Bank | 8 | 7.70 | 1 | 3.34 | 0 | 0.00 | 3 | 0.39 | -2 | 2.95 |
| 33 | Fedral Bank Ltd | 2 | 31.90 | 0 | 0.00 | 0 | 0.00 | 0 | 0.00 | 0 | 0.00 |
| 34 | IndusInd Bank | 1 | 169.40 | 0 | 0.00 | 0 | 0.00 | 0 | 0.00 | 0 | 0.00 |
| 35 | The Karnataka bank | 8 | 28.60 | 12 | 51.72 | 1 | 1.38 | 1 | 0.01 | 12 | 53.09 |
| 36 | The South Indian Bank L | 7 | 3.30 | 40 | 70.69 | 0 | 0.00 | 0 | 0.00 | 40 | 70.69 |
| 37 | Standard Chartered Ban | 0 | 0.00 | 0 | 0.00 | 0 | 0.00 | 0 | 0.00 | 0 | 0.00 |
| 38 | Yes Bank | 0 | 0.00 | 0 | 0.00 | 0 | 0.00 | 0 | 0.00 | 0 | 0.00 |
| 39 | Kotak Mahinda | 0 | 0.00 | 0 | 0.00 | 0 | 0.00 | 0 | 0.00 | 0 | 0.00 |
| 40 | Bhartiya Mahila Bank | 0 | 0.00 | 0 | 0.00 | 1 | 13.00 | 0 | 0.00 | 1 | 13.00 |
| 41 | BANDHAN BANK | 0 | 0.00 | 4 | 34.27 | 0 | 0.00 | 0 | 0.00 | 4 | 34.27 |
| G | Total Private Bank | 579 | 3216.40 | 216 | 437.41 | 42 | 110.55 | 8 | 1.36 | 250 | 546.60 |
| H | Total All Bank (F+G) | 38332 | 99643.50 | 31988 | 89045.70 | 1002 | 7129.88 | 4642 | 3270.58 | 28348 | 92905.00 |

TECHNOLOGY BASED INFORMATION

AS ON 30TH JUNE 2016

(in Lacs)

| S. No. | Name of the Bank | Branches | | ATM's | | Business Correspondents | | Point of Sales | |
|----------|-------------------------------|------------------------------------|-----------------------|-----------------------------------|-------------------|------------------------------|-----------------|------------------------------|------------------|
| | | Branches opened during the quarter | Total No. of Branches | ATMs installed during the quarter | Total No. of ATMs | Appointed During the quarter | Total No. of BC | Installed during the quarter | Total No. of POS |
| 1 | State Bank of India | 1 | 399 | 4 | 680 | 12 | 536 | 188 | 2526 |
| 2 | Punjab National Bank | 0 | 244 | 2 | 216 | 1 | 243 | 0 | 308 |
| 3 | Bank of Baroda | 0 | 120 | 6 | 199 | 31 | 128 | 23 | 496 |
| A | Total Lead Banks | 1 | 763 | 12 | 1095 | 44 | 907 | 211 | 3330 |
| 4 | Oriental Bank of Comm. | 0 | 78 | 3 | 84 | 0 | 50 | 0 | 37 |
| 5 | Union Bank of India | 0 | 83 | 1 | 148 | 0 | 29 | 3 | 37 |
| 6 | Canara Bank | 0 | 81 | 0 | 101 | 0 | 27 | 0 | 90 |
| 7 | Central Bank of India | 0 | 41 | 3 | 52 | 0 | 5 | 0 | 0 |
| 8 | Punjab & Sind Bank | 0 | 44 | 0 | 42 | 0 | 3 | 0 | 0 |
| 9 | Allahabad Bank | 0 | 41 | 0 | 14 | 5 | 21 | 0 | 0 |
| 10 | UCO Bank | 0 | 55 | 1 | 47 | 21 | 12 | 0 | 0 |
| 11 | Indian Overseas Bank | 0 | 47 | 0 | 37 | 0 | 13 | 0 | 15 |
| 12 | State Bank of Patiala | 0 | 24 | 1 | 17 | 0 | 7 | 8 | 72 |
| 13 | Bank of India | 0 | 33 | 0 | 38 | 0 | 3 | 0 | 3 |
| 14 | Syndicate Bank | 1 | 46 | 0 | 20 | 0 | 4 | 6 | 24 |
| 15 | Vijaya Bank | 0 | 11 | 0 | 9 | 0 | 0 | 0 | 0 |
| 16 | Corporation Bank | 0 | 27 | 0 | 37 | 0 | 2 | 0 | 0 |
| 17 | Andhra bank | 0 | 15 | 2 | 15 | 0 | 0 | 0 | 0 |
| 18 | Indian Bank | 0 | 12 | 1 | 8 | 2 | 2 | 0 | 2 |
| 19 | United Bank of India | 0 | 8 | 0 | 7 | 0 | 0 | 0 | 0 |
| 20 | State Bank of B & J | 0 | 3 | 1 | 3 | 0 | 0 | 0 | 0 |
| 21 | Bank of Maharashtra | 0 | 5 | 0 | 0 | 0 | 0 | 0 | 0 |
| 22 | Dena Bank | 1 | 17 | 5 | 17 | 0 | 2 | 0 | 0 |
| 23 | IDBI Bank | 0 | 31 | 0 | 60 | 0 | 0 | 83 | 201 |
| 24 | State Bank of Hyderabad | 0 | 5 | 0 | 0 | 0 | 0 | 0 | 0 |
| B | Total Non-Lead Banks | 2 | 707 | 18 | 756 | 28 | 180 | 100 | 481 |
| C | Total N. Banks (A + B) | 3 | 1470 | 30 | 1851 | 72 | 1087 | 311 | 3811 |
| 25 | Uttarakhand G.B | 0 | 286 | 0 | 0 | 0 | 120 | 0 | 92 |
| 26 | U.P. Gramin Bank | 0 | 1 | 0 | 0 | 0 | 2 | 0 | 0 |
| D | Total R.R.B. | 0 | 287 | 0 | 0 | 0 | 122 | 0 | 92 |
| 27 | Co-operative Bank | 0 | 262 | 0 | 0 | 0 | 0 | 0 | 0 |
| E | Total Cooperative | 0 | 262 | 0 | 0 | 0 | 0 | 0 | 0 |
| F | Total (C+D+E) | 3 | 2019 | 30 | 1851 | 72 | 1209 | 311 | 3903 |
| 28 | Nainital Bank | 0 | 69 | 0 | 0 | 0 | 16 | 0 | 0 |
| 29 | Axis Bank | 1 | 29 | 7 | 108 | 0 | 0 | 0 | 0 |
| 30 | ICICI bank | 0 | 31 | 0 | 113 | 0 | 0 | 0 | 0 |
| 31 | HDFC Bank | 0 | 29 | 2 | 92 | 0 | 0 | 0 | 0 |
| 32 | The J & K Bank | 0 | 1 | 0 | 0 | 0 | 0 | 0 | 4 |
| 33 | Fedral Bank Ltd | 0 | 1 | 0 | 1 | 0 | 0 | 0 | 0 |
| 34 | IndusInd Bank | 0 | 1 | 0 | 4 | 0 | 0 | 0 | 0 |
| 35 | The Karnataka bank | 0 | 4 | 0 | 4 | 1 | 0 | 1 | 41 |
| 36 | The South Indian Bank Ltd | 0 | 1 | 0 | 0 | 0 | 0 | 0 | 0 |
| 37 | Standard Chartered Bank | 0 | 1 | 0 | 0 | 0 | 0 | 0 | 0 |
| 38 | Yes Bank | 0 | 9 | 0 | 11 | 0 | 0 | 0 | 0 |
| 39 | Kotak Mahinda | 0 | 8 | 0 | 9 | 0 | 0 | 0 | 0 |
| 40 | Bhartiya Mahila Bank | 0 | 4 | 0 | 4 | 0 | 1 | 0 | 0 |
| 41 | BANDHAN BANK | 0 | 0 | 0 | 0 | 0 | 0 | 0 | 0 |
| G | Total Private Bank | 1 | 188 | 9 | 346 | 1 | 17 | 1 | 45 |
| H | Total All Bank (F+G) | 4 | 2207 | 39 | 2197 | 73 | 1226 | 312 | 3948 |

Contd.

(in Lacs)

| S. No. | Name of the Bank | Information Kiosks | | Business Correspondents | | Business Facilitators | | SME Branch | |
|----------|-------------------------------|--------------------------------|---------------------|-------------------------------|----------------------|------------------------------|-----------------|------------------------------------|---------------------------|
| | | Established during the quarter | Total No. of Kiosks | A/c opened during the quarter | Total No. of Account | Appointed During the quarter | Total No. of BF | SME Brs. Opened During the quarter | Total No. of SME Branches |
| 1 | State Bank of India | 17 | 212 | 21544 | 184363 | 1 | 1 | 0 | 4 |
| 2 | Punjab National Bank | 0 | 0 | 6710 | 112709 | 0 | 0 | 0 | 2 |
| 3 | Bank of Baroda | 14 | 176 | 10539 | 102624 | 0 | 40 | 0 | 1 |
| A | Total Lead Banks | 31 | 388 | 38793 | 399696 | 1 | 41 | 0 | 7 |
| 4 | Oriental Bank of Comm. | 0 | 0 | 0 | 20459 | 0 | 0 | 0 | 0 |
| 5 | Union Bank of India | 0 | 0 | 0 | 0 | 0 | 10 | 0 | 5 |
| 6 | Canara Bank | 0 | 27 | 0 | 0 | 0 | 0 | 0 | 3 |
| 7 | Central Bank of India | 0 | 0 | 0 | 0 | 0 | 6 | 0 | 0 |
| 8 | Punjab & Sind Bank | 0 | 0 | 123 | 2210 | 0 | 0 | 0 | 0 |
| 9 | Allahabad Bank | 0 | 5 | 1530 | 7875 | 0 | 0 | 0 | 0 |
| 10 | UCO Bank | 1 | 1 | 59 | 7162 | 0 | 4 | 0 | 0 |
| 11 | Indian Overseas Bank | 0 | 0 | 420 | 48075 | 0 | 0 | 0 | 0 |
| 12 | State Bank of Patiala | 0 | 0 | 0 | 8955 | 0 | 0 | 0 | 2 |
| 13 | Bank of India | 0 | 1 | 0 | 0 | 0 | 0 | 0 | 0 |
| 14 | Syndicate Bank | 0 | 0 | 0 | 0 | 0 | 0 | 0 | 0 |
| 15 | Vijaya Bank | 0 | 0 | 0 | 0 | 0 | 0 | 0 | 0 |
| 16 | Corporation Bank | 0 | 2 | 171 | 1077 | 0 | 0 | 0 | 0 |
| 17 | Andhra bank | 0 | 0 | 0 | 0 | 0 | 0 | 0 | 0 |
| 18 | Indian Bank | 0 | 2 | 12 | 145 | 0 | 0 | 0 | 1 |
| 19 | United Bank of India | 0 | 0 | 0 | 0 | 0 | 0 | 0 | 0 |
| 20 | State Bank of B & J | 0 | 0 | 0 | 0 | 0 | 0 | 0 | 0 |
| 21 | Bank of Maharashtra | 0 | 0 | 0 | 0 | 0 | 0 | 0 | 0 |
| 22 | Dena Bank | 0 | 0 | 0 | 0 | 0 | 0 | 0 | 0 |
| 23 | IDBI Bank | 0 | 0 | 0 | 0 | 6 | 44 | 0 | 0 |
| 24 | State Bank of Hyderabad | 0 | 0 | 0 | 0 | 0 | 0 | 0 | 0 |
| B | Total Non-Lead Banks | 1 | 38 | 2315 | 95958 | 6 | 64 | 0 | 11 |
| C | Total N. Banks (A + B) | 32 | 426 | 41108 | 495654 | 7 | 105 | 0 | 18 |
| 25 | Uttarakhand G.B | 0 | 187 | 455 | 16383 | 0 | 0 | 0 | 1 |
| 26 | U.P. Gramin Bank | 0 | 2 | 0 | 0 | 0 | 0 | 0 | 0 |
| D | Total R.R.B. | 0 | 189 | 455 | 16383 | 0 | 0 | 0 | 1 |
| 27 | Co-operative Bank | 0 | 0 | 0 | 0 | 0 | 0 | 0 | 0 |
| E | Total Cooperative | 0 | 0 | 0 | 0 | 0 | 0 | 0 | 0 |
| F | Total (C+D+E) | 32 | 615 | 41563 | 512037 | 7 | 105 | 0 | 19 |
| 28 | Nainital Bank | 0 | 0 | 0 | 0 | 0 | 0 | 0 | 0 |
| 29 | Axis Bank | 0 | 0 | 0 | 0 | 0 | 0 | 0 | 0 |
| 30 | ICICI bank | 0 | 0 | 0 | 0 | 0 | 0 | 0 | 0 |
| 31 | HDFC Bank | 0 | 0 | 0 | 0 | 0 | 0 | 0 | 0 |
| 32 | The J & K Bank | 0 | 0 | 0 | 0 | 0 | 0 | 0 | 0 |
| 33 | Fedral Bank Ltd | 0 | 0 | 0 | 0 | 0 | 0 | 0 | 0 |
| 34 | IndusInd Bank | 0 | 0 | 0 | 0 | 0 | 0 | 0 | 0 |
| 35 | The Karnataka bank | 0 | 0 | 0 | 0 | 0 | 0 | 0 | 0 |
| 36 | The South Indian Bank Lt | 0 | 0 | 0 | 0 | 0 | 0 | 0 | 0 |
| 37 | Standard Chartered Bank | 0 | 0 | 0 | 0 | 0 | 0 | 0 | 0 |
| 38 | Yes Bank | 0 | 0 | 0 | 0 | 0 | 0 | 0 | 0 |
| 39 | Kotak Mahinda | 0 | 0 | 0 | 0 | 0 | 0 | 0 | 0 |
| 40 | Bhartiya Mahila Bank | 0 | 0 | 0 | 0 | 0 | 0 | 0 | 0 |
| 41 | BANDHAN BANK | 0 | 0 | 0 | 0 | 0 | 0 | 0 | 0 |
| G | Total Private Bank | 0 | 0 | 0 | 0 | 0 | 0 | 0 | 0 |
| H | Total All Bank (F+G) | 32 | 615 | 41563 | 512037 | 7 | 105 | 0 | 19 |

FINANCIAL INCLUSION -NO - FRILL ACCOUNT
PROGRESS AS ON 30TH JUNE 2016

(in Lacs)

| S. No. | Name of the Bank | Outstanding as on March 2016 | | A/c Opened (April 2016 to June 2016) | | Balances (as on 30.06.2016) | |
|----------|-------------------------------|------------------------------|------------------|--------------------------------------|-----------------|-----------------------------|------------------|
| | | No. | Amt. | No. | Amt. | No. | Amt. |
| 1 | State Bank of India | 532307 | 77056.28 | 42087 | 13616.07 | 574394 | 90672.35 |
| 2 | Punjab National Bank | 154799 | 15590.15 | 78838 | 8326.17 | 233637 | 23916.32 |
| 3 | Bank of Baroda | 628002 | 15228.21 | 6639 | 256.29 | 634641 | 15484.50 |
| A | Total Lead Banks | 1315108 | 107874.64 | 127564 | 22198.53 | 1442672 | 130073.17 |
| 4 | Oriental Bank of Comm. | 167620 | 5028.03 | 1585 | 204.00 | 169205 | 5232.03 |
| 5 | Union Bank of India | 90497 | 723.68 | 9739 | 1044.87 | 100236 | 1768.55 |
| 6 | Canara Bank | 147768 | 4476.06 | 3091 | 402.65 | 150859 | 4878.71 |
| 7 | Central Bank of India | 37640 | 712.54 | 1599 | 216.00 | 39239 | 928.54 |
| 8 | Punjab & Sind Bank | 36387 | 95.87 | 442 | 1.96 | 36829 | 97.83 |
| 9 | Allahabad Bank | 4100 | 20.30 | 3336 | 20.28 | 7436 | 40.58 |
| 10 | UCO Bank | 14398 | 477.32 | 111 | 0.32 | 14509 | 477.64 |
| 11 | Indian Overseas Bank | 607 | 19.37 | 665 | 20.39 | 1272 | 39.76 |
| 12 | State Bank of Patiala | 4508 | 155.48 | 45 | 0.12 | 4553 | 155.60 |
| 13 | Bank of India | 34497 | 499.91 | 20227 | 371.38 | 54724 | 871.29 |
| 14 | Syndicate Bank | 9152 | 2234.08 | 1399 | 260.82 | 10551 | 2494.90 |
| 15 | Vijaya Bank | 5818 | 41.76 | 1684 | 12.24 | 7502 | 54.00 |
| 16 | Corporation Bank | 0 | 0.00 | 0 | 0.00 | 0 | 0.00 |
| 17 | Andhra bank | 3635 | 57.22 | 0 | 0.00 | 3635 | 57.22 |
| 18 | Indian Bank | 2488 | 11.94 | 1135 | 9.18 | 3623 | 21.12 |
| 19 | United Bank of India | 0 | 0.00 | 0 | 0.00 | 0 | 0.00 |
| 20 | State Bank of B & J | 450 | 3.00 | 100 | 1.00 | 550 | 4.00 |
| 21 | Bank of Maharashtra | 7491 | 86.68 | 61 | 11.10 | 7552 | 97.78 |
| 22 | Dena Bank | 1990 | 60.00 | 550 | 9.90 | 2540 | 69.90 |
| 23 | IDBI Bank | 27846 | 204.81 | 166 | 3.84 | 28012 | 208.65 |
| 24 | State Bank of Hyderabad | 0 | 0.00 | 0 | 0.00 | 0 | 0.00 |
| B | Total Non-Lead Banks | 596892 | 14908.05 | 45935 | 2590.05 | 642827 | 17498.10 |
| C | Total N. Banks (A + B) | 1912000 | 122782.69 | 173499 | 24788.58 | 2085499 | 147571.27 |
| 25 | Uttarakhand G.B | 526770 | 13054.59 | 15299 | 1907.62 | 542069 | 14962.21 |
| 26 | U.P. Gramin Bank | 859 | 22.78 | 0 | 0.00 | 859 | 22.78 |
| D | Total R.R.B. | 527629 | 13077.37 | 15299 | 1907.62 | 542928 | 14984.99 |
| 27 | Co-operative Bank | 7018 | 250.27 | 268 | 24.52 | 7286 | 274.79 |
| E | Total Cooperative | 7018 | 250.27 | 268 | 24.52 | 7286 | 274.79 |
| F | Total (C+D+E) | 2446647 | 136110.33 | 189066 | 26720.72 | 2635713 | 162831.05 |
| 28 | Nainital Bank | 0 | 0.00 | 0 | 0.00 | 0 | 0.00 |
| 29 | Axis Bank | 20715 | 213.16 | 11924 | 105.54 | 32639 | 318.70 |
| 30 | ICICI bank | 2858 | 36.02 | 0 | 0.00 | 2858 | 36.02 |
| 31 | HDFC Bank | 75644 | 766.11 | 4207 | 60.36 | 79851 | 826.47 |
| 32 | The J & K Bank | 0 | 0.00 | 0 | 0.00 | 0 | 0.00 |
| 33 | Fedral Bank Ltd | 0 | 0.00 | 0 | 0.00 | 0 | 0.00 |
| 34 | IndusInd Bank | 0 | 0.00 | 0 | 0.00 | 0 | 0.00 |
| 35 | The Karnataka bank | 391 | 23.69 | 529 | 22.78 | 920 | 46.47 |
| 36 | The South Indian Bank Lt | 0 | 0.00 | 0 | 0.00 | 0 | 0.00 |
| 37 | Standard Chartered Bank | 0 | 0.00 | 0 | 0.00 | 0 | 0.00 |
| 38 | Yes Bank | 0 | 0.00 | 96 | 30.64 | 96 | 30.64 |
| 39 | Kotak Mahinda | 96 | 30.64 | 2 | 1.04 | 98 | 31.68 |
| 40 | Bhartiya Mahila Bank | 578 | 7.03 | 0 | 0.00 | 578 | 7.03 |
| 41 | BANDHAN BANK | 0 | 0.00 | 0 | 0.00 | 0 | 0.00 |
| G | Total Private Bank | 100282 | 1076.65 | 16758 | 220.36 | 117040 | 1297.01 |
| H | Total All Bank (F+G) | 2546929 | 137186.98 | 205824 | 26941.08 | 2752753 | 164128.06 |

GENERAL PURPOSE CREDIT CARD (G.P.C.C.)

FROM 01.04.2016 TO 30.06.2016

(in Lacs)

| S. No. | Name of the Bank | Received | | Sanctioned | | Loan Sanc. to SC beneficiaries | |
|----------|-------------------------------|------------|---------------|------------|---------------|--------------------------------|--------------|
| | | No. | Amt. | No. | Amt. | No. | Amt. |
| 1 | State Bank of India | 123 | 186.04 | 115 | 182.04 | 1 | 0.25 |
| 2 | Punjab National Bank | 155 | 74.45 | 153 | 69.45 | 43 | 21.55 |
| 3 | Bank of Baroda | 0 | 0 | 0 | 0 | 0 | 0 |
| A | Total Lead Banks | 278 | 260.49 | 268 | 251.49 | 44 | 21.80 |
| 4 | Oriental Bank of Comm. | 116 | 56.28 | 116 | 56.28 | 6 | 2.3 |
| 5 | Union Bank of India | 0 | 0 | 0 | 0 | 0 | 0 |
| 6 | Canara Bank | 0 | 0 | 0 | 0 | 0 | 0 |
| 7 | Central Bank of India | 0 | 0 | 0 | 0 | 0 | 0 |
| 8 | Punjab & Sind Bank | 7 | 2 | 7 | 2 | 0 | 0 |
| 9 | Allahabad Bank | 0 | 0 | 0 | 0 | 0 | 0 |
| 10 | UCO Bank | 59 | 39.4 | 59 | 39.4 | 0 | 0 |
| 11 | Indian Overseas Bank | 70 | 82.18 | 32 | 30.83 | 0 | 0 |
| 12 | State Bank of Patiala | 0 | 0 | 0 | 0 | 0 | 0 |
| 13 | Bank of India | 0 | 0 | 0 | 0 | 0 | 0 |
| 14 | Syndicate Bank | 17 | 3.57 | 17 | 3.57 | 4 | 1 |
| 15 | Vijaya Bank | 16 | 13.6 | 6 | 6.6 | 0 | 0 |
| 16 | Corporation Bank | 0 | 0 | 0 | 0 | 0 | 0 |
| 17 | Andhra bank | 0 | 0 | 0 | 0 | 0 | 0 |
| 18 | Indian Bank | 0 | 0 | 0 | 0 | 0 | 0 |
| 19 | United Bank of India | 0 | 0 | 0 | 0 | 0 | 0 |
| 20 | State Bank of B & J | 0 | 0 | 0 | 0 | 0 | 0 |
| 21 | Bank of Maharashtra | 0 | 0 | 0 | 0 | 0 | 0 |
| 22 | Dena Bank | 9 | 2.25 | 9 | 2.25 | 6 | 1.5 |
| 23 | IDBI Bank | 35 | 108.1 | 35 | 108.1 | 2 | 6.75 |
| 24 | State Bank of Hyderabad | 0 | 0 | 0 | 0 | 0 | 0 |
| B | Total Non-Lead Banks | 329 | 307.38 | 281 | 249.03 | 18 | 11.55 |
| C | Total N. Banks (A + B) | 607 | 567.87 | 549 | 500.52 | 62 | 33.35 |
| 25 | Uttarakhand G.B | 7 | 2.5 | 7 | 2.5 | 0 | 0 |
| 26 | U.P. Gramin Bank | 0 | 0 | 0 | 0 | 0 | 0 |
| D | Total R.R.B. | 7 | 2.50 | 7 | 2.50 | 0 | 0.00 |
| 27 | Co-operative Bank | 0 | 0 | 0 | 0 | 0 | 0 |
| E | Total Cooperative | 0 | 0.00 | 0 | 0.00 | 0 | 0.00 |
| F | Total (C+D+E) | 614 | 570.37 | 556 | 503.02 | 62 | 33.35 |
| 28 | Nainital Bank | 11 | 4.9 | 11 | 4.9 | 1 | 0.6 |
| 29 | Axis Bank | 0 | 0 | 0 | 0 | 0 | 0 |
| 30 | ICICI bank | 0 | 0 | 0 | 0 | 0 | 0 |
| 31 | HDFC Bank | 65 | 166.88 | 65 | 166.88 | 0 | 0 |
| 32 | The J & K Bank | 0 | 0 | 0 | 0 | 0 | 0 |
| 33 | Fedral Bank Ltd | 0 | 0 | 0 | 0 | 0 | 0 |
| 34 | IndusInd Bank | 0 | 0 | 0 | 0 | 0 | 0 |
| 35 | The Karnataka bank | 0 | 0 | 0 | 0.01 | 0 | 0 |
| 36 | The South Indian Bank Ltd | 0 | 0 | 0 | 0 | 0 | 0 |
| 37 | Standard Chartered Bank | 0 | 0 | 0 | 0 | 0 | 0 |
| 38 | Yes Bank | 0 | 0 | 0 | 0 | 0 | 0 |
| 39 | Kotak Mahinda | 0 | 0 | 0 | 0 | 0 | 0 |
| 40 | Bhartiya Mahila Bank | 0 | 0 | 0 | 0 | 0 | 0 |
| 41 | BANDHAN BANK | 0 | 0 | 0 | 0 | 0 | 0 |
| G | Total Private Bank | 76 | 171.78 | 76 | 171.79 | 1 | 0.60 |
| H | Total All Bank (F+G) | 690 | 742.15 | 632 | 674.81 | 63 | 33.95 |

Contd.

(in Lacs)

| S. No. | Name of the Bank | Loan Sanc. to ST | | Disbursed | | Outstanding as on 30.06.2016 | |
|----------|-------------------------------|------------------|--------------|------------|---------------|------------------------------|----------------|
| | | No. | Amt. | No. | Amt. | No. | Amt. |
| 1 | State Bank of India | 0 | 0 | 115 | 182 | 1024 | 5293 |
| 2 | Punjab National Bank | 35 | 14 | 153 | 69 | 2513 | 384 |
| 3 | Bank of Baroda | 0 | 0 | 0 | 0 | 39 | 17 |
| A | Total Lead Banks | 35 | 14.30 | 268 | 251.49 | 3576 | 5694.34 |
| 4 | Oriental Bank of Comm. | 7 | 3 | 116 | 56 | 1181 | 276 |
| 5 | Union Bank of India | 0 | 0 | 0 | 0 | 33 | 9 |
| 6 | Canara Bank | 0 | 0 | 0 | 0 | 692 | 141 |
| 7 | Central Bank of India | 0 | 0 | 0 | 0 | 0 | 0 |
| 8 | Punjab & Sind Bank | 0 | 0 | 7 | 2 | 122 | 22 |
| 9 | Allahabad Bank | 0 | 0 | 0 | 0 | 717 | 124 |
| 10 | UCO Bank | 0 | 0 | 59 | 39 | 490 | 170 |
| 11 | Indian Overseas Bank | 0 | 0 | 29 | 27 | 51 | 42 |
| 12 | State Bank of Patiala | 0 | 0 | 0 | 0 | 0 | 0 |
| 13 | Bank of India | 0 | 0 | 0 | 0 | 0 | 0 |
| 14 | Syndicate Bank | 0 | 0 | 17 | 4 | 52 | 12 |
| 15 | Vijaya Bank | 0 | 0 | 0 | 0 | 0 | 0 |
| 16 | Corporation Bank | 0 | 0 | 0 | 0 | 0 | 0 |
| 17 | Andhra bank | 0 | 0 | 0 | 0 | 0 | 0 |
| 18 | Indian Bank | 0 | 0 | 0 | 0 | 0 | 0 |
| 19 | United Bank of India | 0 | 0 | 0 | 0 | 0 | 0 |
| 20 | State Bank of B & J | 0 | 0 | 0 | 0 | 0 | 0 |
| 21 | Bank of Maharashtra | 0 | 0 | 0 | 0 | 0 | 0 |
| 22 | Dena Bank | 0 | 0 | 9 | 2 | 90 | 21 |
| 23 | IDBI Bank | 0 | 0 | 35 | 108 | 100 | 251 |
| 24 | State Bank of Hyderabad | 0 | 0 | 0 | 0 | 0 | 0 |
| B | Total Non-Lead Banks | 7 | 3.00 | 272 | 239.00 | 3528 | 1068.46 |
| C | Total N. Banks (A + B) | 42 | 17.30 | 540 | 490.49 | 7104 | 6762.80 |
| 25 | Uttarakhand G.B | 0 | 0 | 7 | 3 | 878 | 165 |
| 26 | U.P. Gramin Bank | 0 | 0 | 0 | 0 | 73 | 18 |
| D | Total R.R.B. | 0 | 0.00 | 7 | 2.50 | 951 | 183.84 |
| 27 | Co-operative Bank | 0 | 0 | 0 | 0 | 0 | 0 |
| E | Total Cooperative | 0 | 0.00 | 0 | 0.00 | 0 | 0.00 |
| F | Total (C+D+E) | 42 | 17.30 | 547 | 492.99 | 8055 | 6946.64 |
| 28 | Nainital Bank | 8 | 4 | 11 | 5 | 350 | 79 |
| 29 | Axis Bank | 0 | 0 | 0 | 0 | 0 | 0 |
| 30 | ICICI bank | 0 | 0 | 0 | 0 | 0 | 0 |
| 31 | HDFC Bank | 0 | 0 | 0 | 0 | 67 | 136 |
| 32 | The J & K Bank | 0 | 0 | 0 | 0 | 24 | 8 |
| 33 | Fedral Bank Ltd | 0 | 0 | 0 | 0 | 0 | 0 |
| 34 | IndusInd Bank | 0 | 0 | 0 | 0 | 0 | 0 |
| 35 | The Karnataka bank | 0 | 0 | 0 | 0 | 0 | 0 |
| 36 | The South Indian Bank Ltd | 0 | 0 | 0 | 0 | 0 | 0 |
| 37 | Standard Chartered Bank | 0 | 0 | 0 | 0 | 0 | 0 |
| 38 | Yes Bank | 0 | 0 | 0 | 0 | 0 | 0 |
| 39 | Kotak Mahinda | 0 | 0 | 0 | 0 | 0 | 0 |
| 40 | Bhartiya Mahila Bank | 0 | 0 | 0 | 0 | 0 | 0 |
| 41 | BANDHAN BANK | 0 | 0 | 0 | 0 | 0 | 0 |
| G | Total Private Bank | 8 | 3.55 | 11 | 4.90 | 441 | 222.21 |
| H | Total All Bank (F+G) | 50 | 20.85 | 558 | 497.89 | 8496 | 7168.85 |

DETAILS OF SEGMENTWISE DEPOSIT ACCOUNTS

PROGRESS AS ON 30TH JUNE 2016

(in Lacs)

| S. No. | Name of the Bank | Deposits | | | | | | | |
|----------|-------------------------------|-----------------|-------------------|-----------------|------------------|----------------|-------------------|-----------------|-------------------|
| | | Savings Bank | | Current Account | | Term Deposits | | Total Deposits | |
| | | No. | Amt. | No. | Amt. | No. | Amt. | No. | Amt. |
| 1 | State Bank of India | 3164979 | 1385388.96 | 151937 | 125164.51 | 854156 | 1211016.53 | 4171072 | 2721570.00 |
| 2 | Punjab National Bank | 2543912 | 719712.51 | 91580 | 296925.45 | 513752 | 839850.04 | 3149244 | 1856488.00 |
| 3 | Bank of Baroda | 940401 | 202052.00 | 19569 | 20352.00 | 150453 | 210523.00 | 1110423 | 432927.00 |
| A | Total Lead Banks | 6649292 | 2307153.47 | 263086 | 442441.96 | 1518361 | 2261389.57 | 8430739 | 5010985.00 |
| 4 | Oriental Bank of Comm. | 564190 | 132319.00 | 14151 | 29349.00 | 162437 | 266979.00 | 740778 | 428647.00 |
| 5 | Union Bank of India | 89188 | 118399.00 | 61566 | 15534.00 | 106439 | 224919.00 | 257193 | 358852.00 |
| 6 | Canara Bank | 384005 | 78812.63 | 15190 | 11211.24 | 71897 | 122683.13 | 471092 | 212707.00 |
| 7 | Central Bank of India | 1106097 | 69213.54 | 498421 | 4921.82 | 1052136 | 120229.64 | 2656654 | 194365.00 |
| 8 | Punjab & Sind Bank | 182636 | 8178.51 | 4227 | 1892.14 | 62053 | 103619.35 | 248916 | 113690.00 |
| 9 | Allahabad Bank | 264504 | 73996.51 | 5502 | 5956.67 | 77228 | 99559.82 | 347234 | 179513.00 |
| 10 | UCO Bank | 164783 | 37304.41 | 2400 | 2958.09 | 27478 | 79306.50 | 194661 | 119569.00 |
| 11 | Indian Overseas Bank | 62649 | 42868.36 | 32464 | 11099.32 | 67827 | 106116.32 | 162940 | 160084.00 |
| 12 | State Bank of Patiala | 87427 | 21587.00 | 1900 | 2605.00 | 35983 | 59016.00 | 125310 | 83208.00 |
| 13 | Bank of India | 192428 | 38462.30 | 2955 | 6490.70 | 53197 | 71023.00 | 248580 | 115976.00 |
| 14 | Syndicate Bank | 73594 | 41301.82 | 4587 | 5146.19 | 33423 | 52251.99 | 111604 | 98700.00 |
| 15 | Vijaya Bank | 32084 | 6902.49 | 3212 | 1730.28 | 8783 | 11806.23 | 44079 | 20439.00 |
| 16 | Corporation Bank | 127381 | 13859.45 | 4474 | 4766.74 | 17880 | 22771.81 | 149735 | 41398.00 |
| 17 | Andhra bank | 40028 | 7503.20 | 2274 | 2081.39 | 10299 | 17750.41 | 52601 | 27335.00 |
| 18 | Indian Bank | 49869 | 10389.11 | 1472 | 1486.91 | 13669 | 22829.98 | 65010 | 34706.00 |
| 19 | United Bank of India | 21235 | 3465.00 | 3372 | 965.00 | 12487 | 7376.00 | 37094 | 11806.00 |
| 20 | State Bank of B & J | 7644 | 2508.00 | 310 | 579.00 | 8118 | 13224.00 | 16072 | 16311.00 |
| 21 | Bank of Maharashtra | 23972 | 3706.61 | 1039 | 696.62 | 5715 | 6916.77 | 30726 | 11320.00 |
| 22 | Dena Bank | 53430 | 11859.00 | 3685 | 2208.00 | 18786 | 29762.00 | 75901 | 43829.00 |
| 23 | IDBI Bank | 164327 | 43746.65 | 7835 | 9166.80 | 32659 | 85404.55 | 204821 | 138318.00 |
| 24 | State Bank of Hyderabad | 462 | 176.00 | 187 | 490.00 | 384 | 8434.00 | 1033 | 9100.00 |
| B | Total Non-Lead Banks | 3691933 | 766558.59 | 671223 | 121334.91 | 1878878 | 1531979.50 | 6242034 | 2419873.00 |
| C | Total N. Banks (A + B) | 10341225 | 3073712.06 | 934309 | 563776.87 | 3397239 | 3793369.07 | 14672773 | 7430858.00 |
| 25 | Uttarakhand G.B | 1229492 | 162950.70 | 10258 | 5793.79 | 237578 | 171063.51 | 1477328 | 339808.00 |
| 26 | U.P. Gramin Bank | 6921 | 902.00 | 75 | 17.00 | 558 | 279.00 | 7554 | 1198.00 |
| D | Total R.R.B. | 1236413 | 163852.70 | 10333 | 5810.79 | 238136 | 171342.51 | 1484882 | 341006.00 |
| 27 | Co-operative Bank | 786583 | 294899.18 | 100792 | 67326.95 | 334507 | 352113.87 | 1221882 | 714340.00 |
| E | Total Cooperative | 786583 | 294899.18 | 100792 | 67326.95 | 334507 | 352113.87 | 1221882 | 714340.00 |
| F | Total (C+D+E) | 12364221 | 3532463.94 | 1045434 | 636914.61 | 3969882 | 4316825.45 | 17379537 | 8486204.00 |
| 28 | Nainital Bank | 316286 | 72968.00 | 8960 | 7845.00 | 105932 | 120095.00 | 431178 | 200908.00 |
| 29 | Axis Bank | 86147 | 88638.92 | 24636 | 53205.58 | 44974 | 45366.50 | 155757 | 187211.00 |
| 30 | ICICI bank | 69263 | 178573.53 | 0 | 0.00 | 0 | -2.53 | 69263 | 178571.00 |
| 31 | HDFC Bank | 239988 | 77200.93 | 13517 | 20628.01 | 33588 | 66822.06 | 287093 | 164651.00 |
| 32 | The J & K Bank | 2423 | 565.00 | 229 | 196.00 | 555 | 11796.00 | 3207 | 12557.00 |
| 33 | Fedral Bank Ltd | 0 | 0.00 | 0 | 0.00 | 304 | 6630.00 | 304 | 6630.00 |
| 34 | IndusInd Bank | 0 | 0.00 | 0 | 0.00 | 5149 | 10641.00 | 5149 | 10641.00 |
| 35 | The Karnataka bank | 29752 | 3112.83 | 991 | 733.96 | 7992 | 15580.21 | 38735 | 19427.00 |
| 36 | The South Indian Bank Lt | 0 | 0.00 | 0 | 0.00 | 299 | 7043.00 | 299 | 7043.00 |
| 37 | Standard Chartered Bank | 1904 | 2255.00 | 30 | 35.00 | 125 | 2971.00 | 2059 | 5261.00 |
| 38 | Yes Bank | 13072 | 25478.24 | 1455 | 2930.94 | 4619 | 38891.82 | 19146 | 67301.00 |
| 39 | Kotak Mahinda | 10788 | 9582.38 | 996 | 2472.59 | 1621 | 12161.03 | 13405 | 24216.00 |
| 40 | Bhartiya Mahila Bank | 10070 | 409.00 | 65 | 53.00 | 1025 | 908.00 | 11160 | 1370.00 |
| 41 | BANDHAN BANK | 0 | 0.00 | 0 | 0.00 | 0 | 0.00 | 0 | 0.00 |
| G | Total Private Bank | 779693 | 458783.83 | 50879 | 88100.08 | 206183 | 338903.09 | 1036755 | 885787.00 |
| H | Total All Bank (F+G) | 13143914 | 3991247.77 | 1096313 | 725014.69 | 4176065 | 4655728.54 | 18416292 | 9371991.00 |

START - UP INDIA PROGRAM
SPECIAL SCHEME FOR TRIBAL, DALIT AND WOMEN MICRO ENTREPRENEURS 30TH JUNE 2016

FROM 01.04.2016 TO 30.06.2016

| S. No. | Name of the Bank | No. of Branches | Target | | Application Received | Application Sanction | | Application Disbursed | |
|----------|-------------------------------|-----------------|----------|-------------|----------------------|----------------------|---------------|-----------------------|---------------|
| | | | No. | Amt. | No. | No. | Amt. | No. | Amt. |
| 1 | State Bank of India | 178 | 0 | 0.00 | 0 | 0 | 0.00 | 0 | 0.00 |
| 2 | Punjab National Bank | 0 | 0 | 0.00 | 13 | 13 | 420.85 | 10 | 226.93 |
| 3 | Bank of Baroda | 0 | 0 | 0.00 | 0 | 0 | 0.00 | 0 | 0.00 |
| A | Total Lead Banks | 178 | 0 | 0.00 | 13 | 13 | 420.85 | 10 | 226.93 |
| 4 | Oriental Bank of Comm. | 0 | 0 | 0.00 | 0 | 0 | 0.00 | 0 | 0.00 |
| 5 | Union Bank of India | 0 | 0 | 0.00 | 0 | 0 | 0.00 | 0 | 0.00 |
| 6 | Canara Bank | 0 | 0 | 0.00 | 0 | 1 | 60.00 | 1 | 60.00 |
| 7 | Central Bank of India | 0 | 0 | 0.00 | 0 | 0 | 0.00 | 0 | 0.00 |
| 8 | Punjab & Sind Bank | 44 | 0 | 0.00 | 27 | 27 | 170.52 | 27 | 170.52 |
| 9 | Allahabad Bank | 41 | 0 | 0.00 | 4 | 5 | 135.00 | 5 | 105.46 |
| 10 | UCO Bank | 55 | 0 | 0.00 | 0 | 20 | 28.05 | 20 | 28.05 |
| 11 | Indian Overseas Bank | 0 | 0 | 0.00 | 0 | 0 | 0.00 | 0 | 0.00 |
| 12 | State Bank of Patiala | 0 | 0 | 0.00 | 0 | 0 | 0.00 | 0 | 0.00 |
| 13 | Bank of India | 0 | 0 | 0.00 | 0 | 0 | 0.00 | 0 | 0.00 |
| 14 | Syndicate Bank | 0 | 0 | 0.00 | 0 | 0 | 0.00 | 0 | 0.00 |
| 15 | Vijaya Bank | 0 | 0 | 0.00 | 0 | 0 | 0.00 | 0 | 0.00 |
| 16 | Corporation Bank | 0 | 0 | 0.00 | 0 | 0 | 0.00 | 0 | 0.00 |
| 17 | Andhra bank | 0 | 0 | 0.00 | 3 | 3 | 62.00 | 3 | 14.00 |
| 18 | Indian Bank | 0 | 0 | 0.00 | 0 | 0 | 0.00 | 0 | 0.00 |
| 19 | United Bank of India | 0 | 0 | 0.00 | 0 | 0 | 0.00 | 0 | 0.00 |
| 20 | State Bank of B & J | 0 | 0 | 0.00 | 0 | 0 | 0.00 | 0 | 0.00 |
| 21 | Bank of Maharashtra | 0 | 0 | 0.00 | 0 | 0 | 0.00 | 0 | 0.00 |
| 22 | Dena Bank | 0 | 0 | 0.00 | 0 | 0 | 0.00 | 0 | 0.00 |
| 23 | IDBI Bank | 0 | 0 | 0.00 | 0 | 0 | 0.00 | 0 | 0.00 |
| 24 | State Bank of Hyderabad | 0 | 0 | 0.00 | 0 | 2 | 30.00 | 2 | 30.00 |
| B | Total Non-Lead Banks | 140 | 0 | 0.00 | 34 | 58 | 485.57 | 58 | 408.03 |
| C | Total N. Banks (A + B) | 318 | 0 | 0.00 | 47 | 71 | 906.42 | 68 | 634.96 |
| 25 | Uttarakhand G.B | 0 | 0 | 0.00 | 0 | 0 | 0.00 | 0 | 0.00 |
| 26 | U.P. Gramin Bank | 1 | 0 | 0.00 | 0 | 0 | 0.00 | 0 | 0.00 |
| D | Total R.R.B. | 1 | 0 | 0.00 | 0 | 0 | 0.00 | 0 | 0.00 |
| 27 | Co-operative Bank | 0 | 0 | 0.00 | 0 | 0 | 0.00 | 0 | 0.00 |
| E | Total Cooperative | 0 | 0 | 0.00 | 0 | 0 | 0.00 | 0 | 0.00 |
| F | Total (C+D+E) | 319 | 0 | 0.00 | 47 | 71 | 906.42 | 68 | 634.96 |
| 28 | Nainital Bank | 0 | 0 | 0.00 | 0 | 0 | 0.00 | 0 | 0.00 |
| 29 | Axis Bank | 0 | 0 | 0.00 | 0 | 0 | 0.00 | 0 | 0.00 |
| 30 | ICICI bank | 0 | 0 | 0.00 | 0 | 0 | 0.00 | 0 | 0.00 |
| 31 | HDFC Bank | 0 | 0 | 0.00 | 0 | 0 | 0.00 | 0 | 0.00 |
| 32 | The J & K Bank | 0 | 0 | 0.00 | 0 | 0 | 0.00 | 0 | 0.00 |
| 33 | Fedral Bank Ltd | 1 | 0 | 0.00 | 0 | 0 | 0.00 | 0 | 0.00 |
| 34 | IndusInd Bank | 0 | 0 | 0.00 | 0 | 0 | 0.00 | 0 | 0.00 |
| 35 | The Karnataka bank | 0 | 0 | 0.00 | 0 | 0 | 0.00 | 0 | 0.00 |
| 36 | The South Indian Bank Ltd | 0 | 0 | 0.00 | 0 | 0 | 0.00 | 0 | 0.00 |
| 37 | Standard Chartered Bank | 1 | 0 | 0.00 | 0 | 0 | 0.00 | 0 | 0.00 |
| 38 | Yes Bank | 0 | 0 | 0.00 | 0 | 0 | 0.00 | 0 | 0.00 |
| 39 | Kotak Mahinda | 0 | 0 | 0.00 | 0 | 0 | 0.00 | 0 | 0.00 |
| 40 | Bhartiya Mahila Bank | 4 | 0 | 0.00 | 0 | 0 | 0.00 | 0 | 0.00 |
| 41 | BANDHAN BANK | 0 | 0 | 0.00 | 0 | 0 | 0.00 | 0 | 0.00 |
| G | Total Private Bank | 6 | 0 | 0.00 | 0 | 0 | 0.00 | 0 | 0.00 |
| H | Total All Bank (F+G) | 325 | 0 | 0.00 | 47 | 71 | 906.42 | 68 | 634.96 |

START - UP INDIA PROGRAM
SPECIAL SCHEME FOR TRIBAL, DALIT AND WOMEN MICRO ENTREPRENEURS 30TH JUNE 2016
FROM 01.04.2016 TO 30.06.2016

contd. (in Lacs)

| S. No. | Name of the Bank | Loan Disbursed to Tribal Entrepreneurs | | Loan Disbursed to Dalit Entrepreneurs | | Loan Disbursed to Women Entrepreneurs | | Outstanding since inception | |
|----------|-------------------------------|--|--------------|---------------------------------------|--------------|---------------------------------------|---------------|-----------------------------|----------------|
| | | No. | Amt. | No. | Amt. | No. | Amt. | No. | Amt. |
| 1 | State Bank of India | 0 | 0.00 | 2 | 10.00 | 63 | 191.00 | 87 | 137.00 |
| 2 | Punjab National Bank | 3 | 27.34 | 0 | 0.00 | 7 | 199.59 | 10 | 221.36 |
| 3 | Bank of Baroda | 0 | 0.00 | 0 | 0.00 | 0 | 0.00 | 0 | 0.00 |
| A | Total Lead Banks | 3 | 27.34 | 2 | 10.00 | 70 | 390.59 | 97 | 358.36 |
| 4 | Oriental Bank of Comm. | 0 | 0.00 | 0 | 0.00 | 0 | 0.00 | 0 | 0.00 |
| 5 | Union Bank of India | 0 | 0.00 | 0 | 0.00 | 0 | 0.00 | 0 | 0.00 |
| 6 | Canara Bank | 0 | 0.00 | 0 | 0.00 | 1 | 60.00 | 1 | 60.00 |
| 7 | Central Bank of India | 0 | 0.00 | 0 | 0.00 | 0 | 0.00 | 0 | 0.00 |
| 8 | Punjab & Sind Bank | 0 | 0.00 | 0 | 0.00 | 27 | 170.52 | 188 | 461.43 |
| 9 | Allahabad Bank | 2 | 45.00 | 1 | 20.00 | 2 | 70.00 | 12 | 105.46 |
| 10 | UCO Bank | 0 | 0.00 | 7 | 11.75 | 11 | 19.50 | 20 | 35.25 |
| 11 | Indian Overseas Bank | 0 | 0.00 | 0 | 0.00 | 0 | 0.00 | 0 | 0.00 |
| 12 | State Bank of Patiala | 0 | 0.00 | 0 | 0.00 | 0 | 0.00 | 0 | 0.00 |
| 13 | Bank of India | 0 | 0.00 | 0 | 0.00 | 0 | 0.00 | 0 | 0.00 |
| 14 | Syndicate Bank | 0 | 0.00 | 0 | 0.00 | 0 | 0.00 | 0 | 0.00 |
| 15 | Vijaya Bank | 0 | 0.00 | 0 | 0.00 | 0 | 0.00 | 0 | 0.00 |
| 16 | Corporation Bank | 0 | 0.00 | 0 | 0.00 | 0 | 0.00 | 0 | 0.00 |
| 17 | Andhra bank | 0 | 0.00 | 0 | 0.00 | 3 | 14.00 | 0 | 0.00 |
| 18 | Indian Bank | 0 | 0.00 | 0 | 0.00 | 0 | 0.00 | 0 | 0.00 |
| 19 | United Bank of India | 0 | 0.00 | 0 | 0.00 | 0 | 0.00 | 0 | 0.00 |
| 20 | State Bank of B & J | 0 | 0.00 | 0 | 0.00 | 0 | 0.00 | 0 | 0.00 |
| 21 | Bank of Maharashtra | 0 | 0.00 | 0 | 0.00 | 0 | 0.00 | 0 | 0.00 |
| 22 | Dena Bank | 0 | 0.00 | 0 | 0.00 | 0 | 0.00 | 0 | 0.00 |
| 23 | IDBI Bank | 0 | 0.00 | 0 | 0.00 | 0 | 0.00 | 0 | 0.00 |
| 24 | State Bank of Hyderabad | 0 | 0.00 | 0 | 0.00 | 0 | 0.00 | 0 | 0.00 |
| B | Total Non-Lead Banks | 2 | 45.00 | 8 | 31.75 | 44 | 334.02 | 221 | 662.14 |
| C | Total N. Banks (A + B) | 5 | 72.34 | 10 | 41.75 | 114 | 724.61 | 318 | 1020.50 |
| 25 | Uttarakhand G.B | 0 | 0.00 | 0 | 0.00 | 0 | 0.00 | 0 | 0.00 |
| 26 | U.P. Gramin Bank | 0 | 0.00 | 0 | 0.00 | 0 | 0.00 | 0 | 0.00 |
| D | Total R.R.B. | 0 | 0.00 | 0 | 0.00 | 0 | 0.00 | 0 | 0.00 |
| 27 | Co-operative Bank | 0 | 0.00 | 0 | 0.00 | 0 | 0.00 | 0 | 0.00 |
| E | Total Cooperative | 0 | 0.00 | 0 | 0.00 | 0 | 0.00 | 0 | 0.00 |
| F | Total (C+D+E) | 5 | 72.34 | 10 | 41.75 | 114 | 724.61 | 318 | 1020.50 |
| 28 | Nainital Bank | 0 | 0.00 | 0 | 0.00 | 0 | 0.00 | 0 | 0.00 |
| 29 | Axis Bank | 0 | 0.00 | 0 | 0.00 | 0 | 0.00 | 0 | 0.00 |
| 30 | ICICI bank | 0 | 0.00 | 0 | 0.00 | 0 | 0.00 | 0 | 0.00 |
| 31 | HDFC Bank | 0 | 0.00 | 0 | 0.00 | 0 | 0.00 | 0 | 0.00 |
| 32 | The J & K Bank | 0 | 0.00 | 0 | 0.00 | 0 | 0.00 | 0 | 0.00 |
| 33 | Fedral Bank Ltd | 0 | 0.00 | 0 | 0.00 | 0 | 0.00 | 0 | 0.00 |
| 34 | IndusInd Bank | 0 | 0.00 | 0 | 0.00 | 0 | 0.00 | 0 | 0.00 |
| 35 | The Karnataka bank | 0 | 0.00 | 0 | 0.00 | 0 | 0.00 | 0 | 0.00 |
| 36 | The South Indian Bank Ltd | 0 | 0.00 | 0 | 0.00 | 0 | 0.00 | 0 | 0.00 |
| 37 | Standard Chartered Bank | 0 | 0.00 | 0 | 0.00 | 0 | 0.00 | 0 | 0.00 |
| 38 | Yes Bank | 0 | 0.00 | 0 | 0.00 | 0 | 0.00 | 0 | 0.00 |
| 39 | Kotak Mahinda | 0 | 0.00 | 0 | 0.00 | 0 | 0.00 | 0 | 0.00 |
| 40 | Bhartiya Mahila Bank | 0 | 0.00 | 0 | 0.00 | 0 | 0.00 | 0 | 0.00 |
| 41 | BANDHAN BANK | 0 | 0.00 | 0 | 0.00 | 0 | 0.00 | 0 | 0.00 |
| G | Total Private Bank | 0 | 0.00 | 0 | 0.00 | 0 | 0.00 | 0 | 0.00 |
| H | Total All Bank (F+G) | 5 | 72.34 | 10 | 41.75 | 114 | 724.61 | 318 | 1020.50 |

STAND - UP INDIA LOANS

NOTE: Each bank branch is to extend loans between ` 10 lacs to ` 1 Crore to atleast one SC/ST and one woman enterprenues. Enterprises covered under the scheme may be in manufacturing, services or the trading sector. 30TH JUNE 2016

FROM 01.04.2016 TO 30.06.2016

| S. No. | Name of the Bank | No. of Branches | Target | Application Received | Application Sanction | | Application Disbursed | |
|----------|-------------------------------|-----------------|-------------|----------------------|----------------------|----------------|-----------------------|----------------|
| | | | No. | No. | No. | Amt. | No. | Amt. |
| 1 | State Bank of India | 399 | 798 | 1 | 1 | 18.00 | 1 | 18.00 |
| 2 | Punjab National Bank | 244 | 488 | 26 | 26 | 829.85 | 23 | 595.93 |
| 3 | Bank of Baroda | 120 | 240 | 0 | 0 | 0.00 | 0 | 0.00 |
| A | Total Lead Banks | 763 | 1526 | 27 | 27 | 847.85 | 24 | 613.93 |
| 4 | Oriental Bank of Comm. | 78 | 156 | 1 | 1 | 18.28 | 1 | 12.82 |
| 5 | Union Bank of India | 83 | 166 | 3 | 3 | 118.00 | 3 | 57.00 |
| 6 | Canara Bank | 81 | 162 | 0 | 0 | 0.00 | 0 | 0.00 |
| 7 | Central Bank of India | 41 | 82 | 17 | 17 | 440.75 | 17 | 388.91 |
| 8 | Punjab & Sind Bank | 44 | 88 | 8 | 8 | 94.00 | 8 | 94.00 |
| 9 | Allahabad Bank | 41 | 82 | 5 | 5 | 135.00 | 5 | 105.46 |
| 10 | UCO Bank | 55 | 110 | 1 | 0 | 0.00 | 0 | 0.00 |
| 11 | Indian Overseas Bank | 47 | 94 | 0 | 0 | 0.00 | 0 | 0.00 |
| 12 | State Bank of Patiala | 24 | 48 | 0 | 0 | 0.00 | 0 | 0.00 |
| 13 | Bank of India | 33 | 66 | 0 | 0 | 0.00 | 0 | 0.00 |
| 14 | Syndicate Bank | 46 | 92 | 0 | 0 | 0.00 | 0 | 0.00 |
| 15 | Vijaya Bank | 11 | 22 | 0 | 0 | 0.00 | 0 | 0.00 |
| 16 | Corporation Bank | 27 | 54 | 2 | 2 | 22.00 | 2 | 22.00 |
| 17 | Andhra bank | 15 | 30 | 0 | 0 | 0.00 | 0 | 0.00 |
| 18 | Indian Bank | 12 | 24 | 0 | 0 | 0.00 | 0 | 0.00 |
| 19 | United Bank of India | 8 | 16 | 0 | 0 | 0.00 | 0 | 0.00 |
| 20 | State Bank of B & J | 3 | 6 | 0 | 0 | 0.00 | 0 | 0.00 |
| 21 | Bank of Maharashtra | 5 | 10 | 0 | 0 | 0.00 | 0 | 0.00 |
| 22 | Dena Bank | 17 | 34 | 0 | 0 | 0.00 | 0 | 0.00 |
| 23 | IDBI Bank | 31 | 62 | 3 | 3 | 49.85 | 0 | 0.00 |
| 24 | State Bank of Hyderabad | 5 | 10 | 0 | 0 | 0.00 | 0 | 0.00 |
| B | Total Non-Lead Banks | 707 | 1414 | 40 | 39 | 877.88 | 36 | 680.19 |
| C | Total N. Banks (A + B) | 1470 | 2940 | 67 | 66 | 1725.73 | 60 | 1294.12 |
| 25 | Uttarakhand G.B | 286 | 572 | 0 | 0 | 0.00 | 0 | 0.00 |
| 26 | U.P. Gramin Bank | 1 | 2 | 0 | 0 | 0.00 | 0 | 0.00 |
| D | Total R.R.B. | 287 | 574 | 0 | 0 | 0.00 | 0 | 0.00 |
| 27 | Co-operative Bank | 262 | 524 | 0 | 0 | 0.00 | 0 | 0.00 |
| E | Total Cooperative | 262 | 524 | 0 | 0 | 0.00 | 0 | 0.00 |
| F | Total (C+D+E) | 2019 | 4038 | 67 | 66 | 1725.73 | 60 | 1294.12 |
| 28 | Nainital Bank | 69 | 138 | 0 | 0 | 0.00 | 0 | 0.00 |
| 29 | Axis Bank | 29 | 58 | 0 | 0 | 0.00 | 0 | 0.00 |
| 30 | ICICI bank | 31 | 62 | 0 | 0 | 0.00 | 0 | 0.00 |
| 31 | HDFC Bank | 29 | 58 | 0 | 0 | 0.00 | 0 | 0.00 |
| 32 | The J & K Bank | 1 | 2 | 0 | 0 | 0.00 | 0 | 0.00 |
| 33 | Fedral Bank Ltd | 1 | 2 | 0 | 0 | 0.00 | 0 | 0.00 |
| 34 | IndusInd Bank | 1 | 2 | 0 | 0 | 0.00 | 0 | 0.00 |
| 35 | The Karnataka bank | 4 | 8 | 0 | 0 | 0.00 | 0 | 0.00 |
| 36 | The South Indian Bank Ltd | 1 | 2 | 0 | 0 | 0.00 | 0 | 0.00 |
| 37 | Standard Chartered Bank | 1 | 2 | 0 | 0 | 0.00 | 0 | 0.00 |
| 38 | Yes Bank | 9 | 18 | 0 | 0 | 0.00 | 0 | 0.00 |
| 39 | Kotak Mahinda | 8 | 16 | 0 | 0 | 0.00 | 0 | 0.00 |
| 40 | Bhartiya Mahila Bank | 4 | 8 | 0 | 0 | 0.00 | 0 | 0.00 |
| 41 | BANDHAN BANK | 0 | 0 | 0 | 0 | 0.00 | 0 | 0.00 |
| G | Total Private Bank | 188 | 376 | 0 | 0 | 0.00 | 0 | 0.00 |
| H | Total All Bank (F+G) | 2207 | 4414 | 67 | 66 | 1725.73 | 60 | 1294.12 |

**STAND - UP INDIA LOANS
SPECIAL SCHEME FOR SC/ST & WOMEN ENTREPRENEURS**

NOTE: Each bank branch is to extend loans between ` 10 lacs to ` 1 Crore to atleast one SC/ST and one woman enterprenues. Enterprises covered under the scheme may be in manufacturing, services or the

FROM 01.04.2016 TO 30.06.2016

contd. (in Lacs)

| S. No. | Name of the Bank | Loan Disbursed to Tribal Entrepreneurs | | Loan Disbursed to Dalit Entrepreneurs | | Loan Disbursed to Women Entrepreneurs | | Outstanding since inception | |
|----------|-------------------------------|--|---------------|---------------------------------------|---------------|---------------------------------------|---------------|-----------------------------|---------------|
| | | No. | Amt. | No. | Amt. | No. | Amt. | No. | Amt. |
| 1 | State Bank of India | 0 | 0.00 | 0 | 0.00 | 0 | 0.00 | 0 | 0.00 |
| 2 | Punjab National Bank | 0 | 0.00 | 3 | 27.34 | 7 | 199.59 | 10 | 221.36 |
| 3 | Bank of Baroda | 0 | 0.00 | 0 | 0.00 | 0 | 0.00 | 0 | 0.00 |
| A | Total Lead Banks | 0 | 0.00 | 3 | 27.34 | 7 | 199.59 | 10 | 221.36 |
| 4 | Oriental Bank of Comm. | 0 | 0.00 | 0 | 0.00 | 1 | 12.82 | 1 | 12.82 |
| 5 | Union Bank of India | 0 | 0.00 | 1 | 5.00 | 2 | 52.00 | 0 | 0.00 |
| 6 | Canara Bank | 0 | 0.00 | 0 | 0.00 | 0 | 0.00 | 0 | 0.00 |
| 7 | Central Bank of India | 7 | 117.26 | 5 | 71.15 | 5 | 200.50 | 0 | 0.00 |
| 8 | Punjab & Sind Bank | 2 | 22.00 | 1 | 10.00 | 5 | 62.00 | 8 | 94.00 |
| 9 | Allahabad Bank | 0 | 0.00 | 2 | 70.00 | 3 | 65.00 | 5 | 105.46 |
| 10 | UCO Bank | 0 | 0.00 | 0 | 0.00 | 0 | 0.00 | 0 | 0.00 |
| 11 | Indian Overseas Bank | 0 | 0.00 | 0 | 0.00 | 0 | 0.00 | 0 | 0.00 |
| 12 | State Bank of Patiala | 0 | 0.00 | 0 | 0.00 | 0 | 0.00 | 0 | 0.00 |
| 13 | Bank of India | 0 | 0.00 | 0 | 0.00 | 0 | 0.00 | 0 | 0.00 |
| 14 | Syndicate Bank | 0 | 0.00 | 0 | 0.00 | 0 | 0.00 | 0 | 0.00 |
| 15 | Vijaya Bank | 0 | 0.00 | 0 | 0.00 | 0 | 0.00 | 0 | 0.00 |
| 16 | Corporation Bank | 0 | 0.00 | 0 | 0.00 | 2 | 22.00 | 2 | 22.00 |
| 17 | Andhra bank | 0 | 0.00 | 0 | 0.00 | 0 | 0.00 | 0 | 0.00 |
| 18 | Indian Bank | 0 | 0.00 | 0 | 0.00 | 0 | 0.00 | 0 | 0.00 |
| 19 | United Bank of India | 0 | 0.00 | 0 | 0.00 | 0 | 0.00 | 0 | 0.00 |
| 20 | State Bank of B & J | 0 | 0.00 | 0 | 0.00 | 0 | 0.00 | 0 | 0.00 |
| 21 | Bank of Maharashtra | 0 | 0.00 | 0 | 0.00 | 0 | 0.00 | 0 | 0.00 |
| 22 | Dena Bank | 0 | 0.00 | 0 | 0.00 | 0 | 0.00 | 0 | 0.00 |
| 23 | IDBI Bank | 0 | 0.00 | 0 | 0.00 | 3 | 49.85 | 0 | 0.00 |
| 24 | State Bank of Hyderabad | 0 | 0.00 | 0 | 0.00 | 0 | 0.00 | 0 | 0.00 |
| B | Total Non-Lead Banks | 9 | 139.26 | 9 | 156.15 | 21 | 464.17 | 16 | 234.28 |
| C | Total N. Banks (A + B) | 9 | 139.26 | 12 | 183.49 | 28 | 663.76 | 26 | 455.64 |
| 25 | Uttarakhand G.B | 0 | 0.00 | 0 | 0.00 | 0 | 0.00 | 0 | 0.00 |
| 26 | U.P. Gramin Bank | 0 | 0.00 | 0 | 0.00 | 0 | 0.00 | 0 | 0.00 |
| D | Total R.R.B. | 0 | 0.00 | 0 | 0.00 | 0 | 0.00 | 0 | 0.00 |
| 27 | Co-operative Bank | 0 | 0.00 | 0 | 0.00 | 0 | 0.00 | 0 | 0.00 |
| E | Total Cooperative | 0 | 0.00 | 0 | 0.00 | 0 | 0.00 | 0 | 0.00 |
| F | Total (C+D+E) | 9 | 139.26 | 12 | 183.49 | 28 | 663.76 | 26 | 455.64 |
| 28 | Nainital Bank | 0 | 0.00 | 0 | 0.00 | 0 | 0.00 | 0 | 0.00 |
| 29 | Axis Bank | 0 | 0.00 | 0 | 0.00 | 0 | 0.00 | 0 | 0.00 |
| 30 | ICICI bank | 0 | 0.00 | 0 | 0.00 | 0 | 0.00 | 0 | 0.00 |
| 31 | HDFC Bank | 0 | 0.00 | 0 | 0.00 | 0 | 0.00 | 0 | 0.00 |
| 32 | The J & K Bank | 0 | 0.00 | 0 | 0.00 | 0 | 0.00 | 0 | 0.00 |
| 33 | Fedral Bank Ltd | 0 | 0.00 | 0 | 0.00 | 0 | 0.00 | 0 | 0.00 |
| 34 | IndusInd Bank | 0 | 0.00 | 0 | 0.00 | 0 | 0.00 | 0 | 0.00 |
| 35 | The Karnataka bank | 0 | 0.00 | 0 | 0.00 | 0 | 0.00 | 0 | 0.00 |
| 36 | The South Indian Bank Ltd | 0 | 0.00 | 0 | 0.00 | 0 | 0.00 | 0 | 0.00 |
| 37 | Standard Chartered Bank | 0 | 0.00 | 0 | 0.00 | 0 | 0.00 | 0 | 0.00 |
| 38 | Yes Bank | 0 | 0.00 | 0 | 0.00 | 0 | 0.00 | 0 | 0.00 |
| 39 | Kotak Mahinda | 0 | 0.00 | 0 | 0.00 | 0 | 0.00 | 0 | 0.00 |
| 40 | Bhartiya Mahila Bank | 0 | 0.00 | 0 | 0.00 | 0 | 0.00 | 0 | 0.00 |
| 41 | BANDHAN BANK | 0 | 0.00 | 0 | 0.00 | 0 | 0.00 | 0 | 0.00 |
| G | Total Private Bank | 0 | 0.00 | 0 | 0.00 | 0 | 0.00 | 0 | 0.00 |
| H | Total All Bank (F+G) | 9 | 139.26 | 12 | 183.49 | 28 | 663.76 | 26 | 455.64 |

DETAILS OF SC/ST ADVANCES

POSITION AS ON 30TH JUNE 2016

(in Lacs)

| S. No. | Name of the Bank | Advances to SC | | Advances to ST | | Total | |
|----------|-------------------------------|----------------|------------------|----------------|-----------------|---------------|------------------|
| | | No. | Amt. | No. | Amt. | No. | Amt. |
| 1 | State Bank of India | 10489 | 30573.50 | 5894 | 6370.64 | 16383 | 36944.14 |
| 2 | Punjab National Bank | 9546 | 24653.30 | 5161 | 10039.34 | 14707 | 34692.64 |
| 3 | Bank of Baroda | 2754 | 3945.77 | 1008 | 1591.74 | 3762 | 5537.51 |
| A | Total Lead Banks | 22789 | 59172.57 | 12063 | 18001.72 | 34852 | 77174.29 |
| 4 | Oriental Bank of Comm. | 2356 | 6931.93 | 778 | 1982.94 | 3134 | 8914.87 |
| 5 | Union Bank of India | 298 | 515.57 | 56 | 55.95 | 354 | 571.52 |
| 6 | Canara Bank | 952 | 3984.43 | 529 | 627.64 | 1481 | 4612.07 |
| 7 | Central Bank of India | 450 | 334.25 | 83 | 75.05 | 533 | 409.30 |
| 8 | Punjab & Sind Bank | 106 | 175.91 | 37 | 83.58 | 143 | 259.49 |
| 9 | Allahabad Bank | 3745 | 12605.76 | 1294 | 4233.47 | 5039 | 16839.23 |
| 10 | UCO Bank | 864 | 557.23 | 1943 | 1057.56 | 2807 | 1614.79 |
| 11 | Indian Overseas Bank | 310 | 294.48 | 48 | 50.41 | 358 | 344.89 |
| 12 | State Bank of Patiala | 225 | 281.57 | 48 | 59.00 | 273 | 340.57 |
| 13 | Bank of India | 617 | 857.85 | 189 | 371.20 | 806 | 1229.05 |
| 14 | Syndicate Bank | 438 | 952.91 | 1567 | 450.82 | 2005 | 1403.73 |
| 15 | Vijaya Bank | 100 | 184.11 | 0 | 0.00 | 100 | 184.11 |
| 16 | Corporation Bank | 203 | 338.00 | 113 | 131.00 | 316 | 469.00 |
| 17 | Andhra bank | 77 | 299.99 | 16 | 54.04 | 93 | 354.03 |
| 18 | Indian Bank | 438 | 659.86 | 58 | 98.17 | 496 | 758.03 |
| 19 | United Bank of India | 122 | 96.00 | 7 | 9.00 | 129 | 105.00 |
| 20 | State Bank of B & J | 83 | 14.22 | 0 | 0.00 | 83 | 14.22 |
| 21 | Bank of Maharashtra | 101 | 168.32 | 4 | 44.85 | 105 | 213.17 |
| 22 | Dena Bank | 243 | 326.00 | 194 | 417.00 | 437 | 743.00 |
| 23 | IDBI Bank | 448 | 649.90 | 100 | 185.59 | 548 | 835.49 |
| 24 | State Bank of Hyderabad | 15 | 138.10 | 7 | 19.00 | 22 | 157.10 |
| B | Total Non-Lead Banks | 12191 | 30366.39 | 7071 | 10006.27 | 19262 | 40372.66 |
| C | Total N. Banks (A + B) | 34980 | 89538.95 | 19134 | 28007.99 | 54114 | 117546.94 |
| 25 | Uttarakhand G.B | 20589 | 17239.19 | 13189 | 9908.11 | 33778 | 27147.30 |
| 26 | U.P. Gramin Bank | 590 | 289.00 | 0 | 0.00 | 590 | 289.00 |
| D | Total R.R.B. | 21179 | 17528.19 | 13189 | 9908.11 | 34368 | 27436.30 |
| 27 | Co-operative Bank | 9458 | 27505.54 | 2140 | 6417.43 | 11598 | 33922.97 |
| E | Total Cooperative | 9458 | 27505.54 | 2140 | 6417.43 | 11598 | 33922.97 |
| F | Total (C+D+E) | 65617 | 134572.68 | 34463 | 44333.53 | 100080 | 178906.21 |
| 28 | Nainital Bank | 2099 | 1928.85 | 1105 | 1159.82 | 3204 | 3088.67 |
| 29 | Axis Bank | 149 | 654.92 | 344 | 3752.23 | 493 | 4407.15 |
| 30 | ICICI bank | 693 | 607.41 | 87 | 81.46 | 780 | 688.87 |
| 31 | HDFC Bank | 209 | 1078.24 | 15 | 76.59 | 224 | 1154.83 |
| 32 | The J & K Bank | 0 | 0.00 | 0 | 0.00 | 0 | 0.00 |
| 33 | Fedral Bank Ltd | 0 | 0.00 | 0 | 0.00 | 0 | 0.00 |
| 34 | IndusInd Bank | 150 | 52.03 | 11 | 8.93 | 161 | 60.96 |
| 35 | The Karnataka bank | 3 | 22.51 | 0 | 0.00 | 3 | 22.51 |
| 36 | The South Indian Bank Ltd | 0 | 0.00 | 0 | 0.00 | 0 | 0.00 |
| 37 | Standard Chartered Bank | 0 | 0.00 | 0 | 0.00 | 0 | 0.00 |
| 38 | Yes Bank | 0 | 0.00 | 0 | 0.00 | 0 | 0.00 |
| 39 | Kotak Mahinda | 30 | 97.88 | 0 | 0.00 | 30 | 97.88 |
| 40 | Bhartiya Mahila Bank | 0 | 0.00 | 0 | 0.00 | 0 | 0.00 |
| 41 | BANDHAN BANK | 0 | 0.00 | 0 | 0.00 | 0 | 0.00 |
| G | Total Private Bank | 3333 | 4441.84 | 1562 | 5079.03 | 4895 | 9520.87 |
| H | Total All Bank (F+G) | 68950 | 139014.52 | 36025 | 49412.56 | 104975 | 188427.08 |

DISTRICT - WISE DATA

**CREDIT DEPOSIT RATIO OF ALL BANKS
AS ON 30TH JUNE 2016**

(in Crores)

| S. No. | Name of the District | No. of Br. | Total Deposit | Total Advances | C:D Ratio | Investment | Adv+Inv | Total Agri | SSI | Serv. | Others | Total \$ PSA | Adv. To W/S | SC/ST |
|----------|----------------------|-------------|---------------|----------------|-----------|-------------|--------------|--------------|-------------|-------------|-------------|--------------|-------------|-------------|
| 1 | Dehradun | 530 | 37171 | 15746 | 42 | 619 | 16365 | 1065 | 1014 | 2522 | 2082 | 6684 | 1863 | 548 |
| 2 | Uttarkashi | 63 | 1343 | 582 | 43 | 383 | 965 | 187 | 62 | 186 | 194 | 629 | 143 | 26 |
| 3 | Hardwar | 261 | 15376 | 10061 | 65 | 353 | 10415 | 2220 | 1032 | 860 | 946 | 5058 | 2721 | 148 |
| 4 | Tehri | 129 | 3212 | 1767 | 55 | 191 | 1958 | 327 | 42 | 214 | 138 | 720 | 165 | 33 |
| 5 | Pauri | 196 | 5598 | 1474 | 26 | 454 | 1929 | 144 | 134 | 335 | 334 | 948 | 171 | 42 |
| 6 | Chamoli | 92 | 2088 | 633 | 30 | 480 | 1114 | 54 | 64 | 114 | 49 | 282 | 123 | 45 |
| 7 | Rudra Prayag | 51 | 1267 | 754 | 60 | 287 | 1041 | 49 | 29 | 79 | 51 | 209 | 140 | 12 |
| A | Total G.M | 1322 | 66054 | 31019 | 47 | 2768 | 33787 | 4047 | 2378 | 4310 | 3795 | 14530 | 5324 | 854 |
| 8 | Almora | 145 | 3910 | 880 | 23 | 191 | 1071 | 144 | 78 | 224 | 148 | 593 | 483 | 73 |
| 9 | Bageshwar | 50 | 1109 | 284 | 26 | 191 | 475 | 41 | 40 | 80 | 19 | 180 | 142 | 58 |
| 10 | Pithoragarh | 102 | 2749 | 961 | 35 | 191 | 1152 | 194 | 84 | 269 | 138 | 684 | 85 | 92 |
| 11 | Champawat | 50 | 1253 | 458 | 37 | 191 | 649 | 153 | 43 | 115 | 45 | 355 | 131 | 19 |
| 12 | Naintal | 234 | 9967 | 4587 | 46 | 191 | 4778 | 1002 | 1074 | 914 | 1240 | 4230 | 655 | 276 |
| 13 | U.S. Nagar | 304 | 8679 | 11392 | 131 | 880 | 12272 | 4898 | 1386 | 1189 | 677 | 8150 | 2612 | 512 |
| B | Total K.M | 885 | 27666 | 18561 | 67 | 1835 | 20397 | 6431 | 2705 | 2791 | 2265 | 14192 | 4109 | 1030 |
| C | G. TOTAL | 2207 | 93720 | 49580 | 53 | 4603 | 54183 | 10478 | 5083 | 7101 | 6060 | 28722 | 9433 | 1884 |

Contd.
(in Crores)

| S. No. | Name of the District | No. of Branches | | | | | Pending Lic | | Deposits | | | | |
|----------|----------------------|-----------------|------------|------------|----------|-------------|-------------|----------|--------------|--------------|--------------|-----------------|--------------|
| | | R | SU | U | M | Total | <6M | >6M | R | SU | U | Total | |
| | | | | | | | | | Amt. | Amt. | Amt. | No. | Amt. |
| 1 | Dehradun | 161 | 111 | 258 | 0 | 530 | 2 | 0 | 4578 | 5465 | 27128 | 5002383 | 37171 |
| 2 | Uttarkashi | 41 | 21 | 1 | 0 | 63 | 0 | 0 | 627 | 636 | 79 | 333511 | 1343 |
| 3 | Hardwar | 93 | 77 | 91 | 0 | 261 | 1 | 0 | 3872 | 5680 | 5824 | 3179216 | 15376 |
| 4 | Tehri | 88 | 41 | 0 | 0 | 129 | 0 | 0 | 1991 | 977 | 243 | 936190 | 3212 |
| 5 | Pauri | 127 | 67 | 2 | 0 | 196 | 0 | 0 | 2620 | 2978 | 0 | 1361912 | 5598 |
| 6 | Chamoli | 66 | 25 | 1 | 0 | 92 | 0 | 0 | 1774 | 314 | 0 | 334999 | 2088 |
| 7 | Rudra Prayag | 49 | 2 | 0 | 0 | 51 | 0 | 0 | 1253 | 14 | 0 | 185993 | 1267 |
| A | Total G.M | 625 | 344 | 353 | 0 | 1322 | 3 | 0 | 16716 | 16064 | 33274 | 11334204 | 66054 |
| 8 | Almora | 97 | 41 | 7 | 0 | 145 | 0 | 0 | 1952 | 1781 | 177 | 1177605 | 3910 |
| 9 | Bageshwar | 47 | 2 | 1 | 0 | 50 | 0 | 0 | 1011 | 59 | 38 | 258040 | 1109 |
| 10 | Pithoragarh | 81 | 20 | 1 | 0 | 102 | 0 | 0 | 1580 | 1062 | 107 | 851327 | 2749 |
| 11 | Champawat | 40 | 10 | 0 | 0 | 50 | 0 | 0 | 824 | 372 | 56 | 364086 | 1253 |
| 12 | Naintal | 108 | 63 | 63 | 0 | 234 | 0 | 0 | 2101 | 3289 | 4576 | 1828618 | 9967 |
| 13 | U.S. Nagar | 103 | 196 | 5 | 0 | 304 | 0 | 0 | 1802 | 6867 | 9 | 2533149 | 8679 |
| B | Total K.M | 476 | 332 | 77 | 0 | 885 | 0 | 0 | 9272 | 13430 | 4964 | 7012825 | 27666 |
| C | G. TOTAL | 1101 | 676 | 430 | 0 | 2207 | 3 | 0 | 25988 | 29494 | 38238 | 18347029 | 93720 |

SLBC-1(b)

Contd.
(in Crores)

| ADVANCES | | | | | | | | | | | | | | | | |
|----------|----------------------|-------------------|--------------|--------------|----------------|--------------|--------------------|-------------|-------------|------------|-------------|--------------|--------------|--------------|----------------|--------------|
| S. No. | Name of the District | From Within State | | | | | From Outside State | | | | | Total | | | | |
| | | R | SU | U | Total | | R | SU | U | Total | | R | SU | U | Total | |
| | | Amt. | Amt. | Amt. | No. | Amt. | Amt. | Amt. | Amt. | No. | Amt. | Amt. | Amt. | Amt. | No. | Amt. |
| 1 | Dehradun | 1430 | 1633 | 8855 | 258139 | 11918 | 28 | 22 | 3778 | 91 | 3828 | 1458 | 1655 | 12633 | 258230 | 15746 |
| 2 | Uttarkashi | 334 | 248 | 0 | 21012 | 582 | 0 | 0 | 0 | 4 | 0 | 334 | 248 | 0 | 21016 | 582 |
| 3 | Hardwar | 2282 | 2695 | 2424 | 269125 | 7401 | 0 | 1824 | 836 | 119 | 2660 | 2282 | 4518 | 3261 | 269244 | 10061 |
| 4 | Tehri | 494 | 329 | 117 | 79495 | 940 | 827 | 0 | 0 | 6 | 827 | 1320 | 330 | 117 | 79501 | 1767 |
| 5 | Pauri | 567 | 813 | 6 | 70174 | 1386 | 32 | 57 | 0 | 12 | 89 | 599 | 869 | 6 | 70186 | 1474 |
| 6 | Chamoli | 516 | 86 | 0 | 32125 | 603 | 0 | 0 | 31 | 1 | 31 | 516 | 86 | 31 | 32126 | 633 |
| 7 | Rudra Praya | 746 | 8 | 0 | 18458 | 754 | 0 | 0 | 0 | 0 | 0 | 746 | 8 | 0 | 18458 | 754 |
| A | Total G.M | 6369 | 5811 | 11403 | 748528 | 23584 | 887 | 1903 | 4645 | 233 | 7435 | 7256 | 7715 | 16048 | 748761 | 31019 |
| 8 | Almora | 392 | 434 | 54 | 72654 | 880 | 0 | 0 | 0 | 8 | 0 | 392 | 434 | 54 | 72662 | 880 |
| 9 | Bageshwar | 251 | 24 | 8 | 18431 | 283 | 0 | 0 | 0 | 1 | 0 | 252 | 24 | 8 | 18432 | 284 |
| 10 | Pithoragarh | 473 | 436 | 52 | 67442 | 961 | 0 | 0 | 0 | 1 | 0 | 473 | 436 | 52 | 67443 | 961 |
| 11 | Champawat | 204 | 130 | 24 | 26654 | 358 | 100 | 0 | 0 | 2 | 100 | 304 | 130 | 24 | 26656 | 458 |
| 12 | Naintal | 812 | 1185 | 2437 | 113606 | 4435 | 153 | 0 | 0 | 3 | 153 | 965 | 1185 | 2437 | 113609 | 4587 |
| 13 | U.S. Nagar | 1869 | 7165 | 293 | 256040 | 9326 | 0 | 740 | 1325 | 357 | 2065 | 1869 | 7905 | 1618 | 256397 | 11392 |
| B | Total K.M | 4001 | 9373 | 2869 | 554827 | 16243 | 253 | 740 | 1325 | 372 | 2319 | 4254 | 10113 | 4194 | 555199 | 18561 |
| C | G. TOTAL | 10371 | 15184 | 14272 | 1303355 | 39827 | 1140 | 2644 | 5970 | 605 | 9753 | 11510 | 17828 | 20242 | 1303960 | 49580 |

SLBC-1 (c)

Contd.
(Nos. in Thousand)

| Agriculture (Direct) | | | | | | | | | | | | | | | | |
|------------------------|----------------------|-------------|-------------|------------|---------------|-------------|-------------|-------------|------------|---------------|-------------|-------------|-------------|-------------|---------------|-------------|
| S. No. | Name of the District | Crop Loan | | | | | Term Loan | | | | | Total | | | | |
| | | R | SU | U | Total | | R | SU | U | Total | | R | SU | U | Total | |
| | | | | | No. | Amt. | | | | No. | Amt. | | | | No. | Amt. |
| 1 | Dehradun | 203 | 53 | 267 | 59826 | 524 | 133 | 74 | 200 | 25559 | 407 | 336 | 127 | 468 | 85385 | 931 |
| 2 | Uttarkashi | 87 | 25 | 0 | 13548 | 112 | 50 | 23 | 0 | 7531 | 73 | 137 | 48 | 0 | 21079 | 185 |
| 3 | Hardwar | 1032 | 467 | 70 | 119429 | 1570 | 270 | 225 | 50 | 15903 | 546 | 1303 | 692 | 120 | 135332 | 2115 |
| 4 | Tehri | 114 | 8 | 0 | 18141 | 122 | 127 | 78 | 0 | 22960 | 205 | 241 | 86 | 0 | 41101 | 327 |
| 5 | Pauri | 31 | 9 | 0 | 11400 | 40 | 44 | 49 | 0 | 19317 | 93 | 75 | 58 | 0 | 30717 | 133 |
| 6 | Chamoli | 18 | 3 | 0 | 3831 | 22 | 23 | 8 | 0 | 3939 | 31 | 41 | 12 | 0 | 7770 | 53 |
| 7 | Rudra Praya | 30 | 0 | 0 | 7952 | 30 | 19 | 0 | 0 | 3148 | 19 | 48 | 0 | 0 | 11100 | 49 |
| A | Total G.M | 1516 | 565 | 338 | 234127 | 2419 | 665 | 459 | 250 | 98357 | 1374 | 2182 | 1023 | 588 | 332484 | 3793 |
| 8 | Almora | 75 | 10 | 0 | 15303 | 84 | 37 | 22 | 0 | 18330 | 58 | 111 | 31 | 0 | 33633 | 143 |
| 9 | Bageshwar | 23 | 1 | 0 | 3297 | 24 | 15 | 1 | 0 | 2126 | 16 | 38 | 2 | 0 | 5423 | 39 |
| 10 | Pithoragarh | 81 | 38 | 0 | 18537 | 119 | 38 | 36 | 0 | 7377 | 74 | 119 | 74 | 0 | 25914 | 192 |
| 11 | Champawat | 37 | 6 | 0 | 5749 | 43 | 16 | 5 | 0 | 2833 | 22 | 53 | 12 | 0 | 8582 | 65 |
| 12 | Naintal | 274 | 139 | 237 | 33861 | 650 | 66 | 48 | 126 | 25204 | 240 | 340 | 187 | 363 | 59065 | 890 |
| 13 | U.S. Nagar | 920 | 1642 | 349 | 111967 | 2911 | 336 | 706 | 26 | 40216 | 1069 | 1256 | 2349 | 376 | 152183 | 3980 |
| B | Total K.M | 1409 | 1836 | 586 | 188714 | 3831 | 507 | 818 | 153 | 96086 | 1478 | 1917 | 2654 | 739 | 284800 | 5310 |
| C | G. TOTAL | 2926 | 2401 | 924 | 422841 | 6250 | 1173 | 1277 | 403 | 194443 | 2852 | 4098 | 3677 | 1326 | 617284 | 9102 |

SLBC-1 (d)

Contd.

(Nos in Thousand)

(in Crores)

| Agriculture | | | | | | | | | | | | | | | | |
|-------------|------------------|-------------|-------------|-------------|---------------|-------------|------------|-------------|------------|-------------|-------------|-------------|-------------|-------------|---------------|--------------|
| | | Direct | | | | | Indirect | | | | | Total | | | | |
| S. No. | Name of the Bank | R | SU | U | Total | | R | SU | U | Total | | R | SU | U | Total | |
| | | | | | No. | Amt. | | | | No. | Amt. | | | | No. | Amt. |
| 1 | Dehradun | 336 | 127 | 468 | 85385 | 931 | 20 | 17 | 97 | 1637 | 134 | 357 | 144 | 564 | 87022 | 1065 |
| 2 | Uttarkashi | 137 | 48 | 0 | 21079 | 185 | 0 | 1 | 0 | 19 | 2 | 138 | 49 | 0 | 21098 | 187 |
| 3 | Hardwar | 1303 | 692 | 120 | 135332 | 2115 | 24 | 69 | 11 | 973 | 105 | 1327 | 762 | 131 | 136305 | 2220 |
| 4 | Tehri | 241 | 86 | 0 | 41101 | 327 | 0 | 0 | 0 | 84 | 0 | 241 | 86 | 0 | 41185 | 327 |
| 5 | Pauri | 75 | 58 | 0 | 30717 | 133 | 2 | 9 | 0 | 326 | 11 | 77 | 67 | 0 | 31043 | 144 |
| 6 | Chamoli | 41 | 12 | 0 | 7770 | 53 | 1 | 0 | 0 | 51 | 1 | 42 | 12 | 0 | 7821 | 54 |
| 7 | Rudra Prayag | 48 | 0 | 0 | 11100 | 49 | 1 | 0 | 0 | 36 | 1 | 49 | 0 | 0 | 11136 | 49 |
| A | Total G.M | 2182 | 1023 | 588 | 332484 | 3793 | 49 | 98 | 108 | 3126 | 255 | 2231 | 1121 | 696 | 335610 | 4047 |
| 8 | Almora | 111 | 31 | 0 | 33633 | 143 | 0 | 1 | 0 | 260 | 1 | 112 | 32 | 0 | 33893 | 144 |
| 9 | Bageshwar | 38 | 2 | 0 | 5423 | 39 | 1 | 0 | 0 | 103 | 1 | 39 | 2 | 0 | 5526 | 41 |
| 10 | Pithoragarh | 119 | 74 | 0 | 25914 | 192 | 0 | 1 | 0 | 40 | 1 | 119 | 75 | 0 | 25954 | 194 |
| 11 | Champawat | 53 | 12 | 0 | 8582 | 65 | 0 | 88 | 0 | 69 | 88 | 53 | 99 | 0 | 8651 | 153 |
| 12 | Naintal | 340 | 187 | 363 | 59065 | 890 | 5 | 39 | 67 | 529 | 112 | 346 | 226 | 430 | 59594 | 1002 |
| 13 | U.S. Nagar | 1256 | 2349 | 376 | 152183 | 3980 | 93 | 805 | 19 | 4127 | 918 | 1349 | 3154 | 395 | 156310 | 4898 |
| B | Total K.M | 1917 | 2654 | 739 | 284800 | 5310 | 100 | 935 | 86 | 5128 | 1121 | 2017 | 3589 | 825 | 289928 | 6431 |
| C | G. TOTAL | 4098 | 3677 | 1326 | 617284 | 9102 | 149 | 1032 | 194 | 8254 | 1376 | 4248 | 4710 | 1521 | 625538 | 10478 |

SLBC-1 (e)

Contd.

(Nos in Thousand)

(in Crores)

| | | INDUSTRIES (MICRO & SMALL) | | | | | SERVICES (MICRO & SMALL) | | | | |
|----------|------------------|------------------------------|-------------|-------------|--------------|-------------|----------------------------|-------------|-------------|---------------|-------------|
| S. No. | Name of the Bank | R | SU | U | Total | | R | SU | U | Total | |
| | | | | | No. | Amt. | | | | No. | Amt. |
| 1 | Dehradun | 65 | 127 | 823 | 5379 | 1014 | 355 | 386 | 1781 | 40901 | 2522 |
| 2 | Uttarkashi | 21 | 41 | 0 | 1317 | 62 | 98 | 88 | 0 | 3846 | 186 |
| 3 | Hardwar | 238 | 273 | 521 | 7257 | 1032 | 88 | 268 | 504 | 41603 | 860 |
| 4 | Tehri | 21 | 20 | 0 | 1290 | 42 | 70 | 77 | 67 | 5690 | 214 |
| 5 | Pauri | 44 | 90 | 0 | 1241 | 134 | 136 | 199 | 0 | 5781 | 335 |
| 6 | Chamoli | 58 | 7 | 0 | 1280 | 64 | 73 | 42 | 0 | 3144 | 114 |
| 7 | Rudra Prayag | 28 | 0 | 0 | 1449 | 29 | 78 | 2 | 0 | 3395 | 79 |
| A | Total G.M | 475 | 559 | 1344 | 19213 | 2378 | 898 | 1061 | 2351 | 104360 | 4310 |
| 8 | Almora | 24 | 41 | 13 | 3656 | 78 | 83 | 130 | 11 | 18383 | 224 |
| 9 | Bageshwar | 26 | 8 | 6 | 2509 | 40 | 60 | 17 | 3 | 2741 | 80 |
| 10 | Pithoragarh | 33 | 39 | 11 | 3847 | 84 | 114 | 142 | 13 | 9425 | 269 |
| 11 | Champawat | 12 | 19 | 11 | 1002 | 43 | 62 | 42 | 11 | 4274 | 115 |
| 12 | Naintal | 271 | 259 | 543 | 4756 | 1074 | 161 | 279 | 475 | 25545 | 914 |
| 13 | U.S. Nagar | 181 | 1140 | 65 | 7736 | 1386 | 137 | 1038 | 14 | 34024 | 1189 |
| B | Total K.M | 548 | 1507 | 650 | 23506 | 2705 | 616 | 1648 | 527 | 94392 | 2791 |
| C | G. TOTAL | 1023 | 2066 | 1993 | 42719 | 5083 | 1513 | 2709 | 2878 | 198752 | 7101 |

SLBC-1 (f)

Contd.

(Nos in Thousand)

(in Crores)

| S. No. | Name of the Bank | OTHERS (Housing Loan Rs. 20 lacs. Education Loan upto Rs. 10 Lacs with in india and upto Rs. 20 Lacs aborad) | | | | | Total \$ PSA | | | | |
|----------|------------------|---|-------------|-------------|---------------|-------------|--------------|--------------|-------------|---------------|--------------|
| | | R | SU | U | Total | | R | SU | U | Total | |
| | | | | | No. | Amt. | | | | No. | Amt. |
| 1 | Dehradun | 263 | 284 | 1535 | 34676 | 2082 | 1040 | 941 | 4703 | 167978 | 6684 |
| 2 | Uttarkashi | 149 | 45 | 0 | 4431 | 194 | 405 | 224 | 0 | 30692 | 629 |
| 3 | Hardwar | 67 | 391 | 488 | 19728 | 946 | 1720 | 1694 | 1644 | 204893 | 5058 |
| 4 | Tehri | 44 | 54 | 41 | 3077 | 138 | 376 | 237 | 107 | 51242 | 720 |
| 5 | Pauri | 117 | 217 | 0 | 6140 | 334 | 375 | 573 | 0 | 44205 | 948 |
| 6 | Chamoli | 12 | 22 | 15 | 2009 | 49 | 184 | 83 | 15 | 14254 | 282 |
| 7 | Rudra Prayag | 51 | 0 | 0 | 4666 | 51 | 206 | 2 | 0 | 20646 | 209 |
| A | Total G.M | 702 | 1013 | 2079 | 74727 | 3795 | 4307 | 3753 | 6470 | 533910 | 14530 |
| 8 | Almora | 29 | 119 | 0 | 6091 | 148 | 248 | 322 | 24 | 62023 | 593 |
| 9 | Bageshwar | 12 | 3 | 3 | 908 | 19 | 137 | 30 | 13 | 11684 | 180 |
| 10 | Pithoragarh | 46 | 77 | 15 | 4836 | 138 | 311 | 334 | 39 | 44062 | 684 |
| 11 | Champawat | 22 | 16 | 7 | 2288 | 45 | 149 | 177 | 29 | 16215 | 355 |
| 12 | Naintal | 214 | 453 | 573 | 11678 | 1240 | 991 | 1217 | 2021 | 101573 | 4230 |
| 13 | U.S. Nagar | 92 | 538 | 47 | 13447 | 677 | 1759 | 5870 | 521 | 211517 | 8150 |
| B | Total K.M | 415 | 1206 | 645 | 39248 | 2265 | 3596 | 7950 | 2646 | 447074 | 14192 |
| C | G. TOTAL | 1118 | 2218 | 2724 | 113975 | 6060 | 7902 | 11703 | 9116 | 980984 | 28722 |

SLBC-1 (g)

(Nos in Thousand)

| S. No. | Name of the Bank | ADV. TO W/S | | | | | DIR ADV | | ADV TO SC/ST | | POPULATION-WISE CD RATIO | | | |
|----------|------------------|-------------|-------------|-------------|---------------|-------------|--------------|-----------|---------------|-------------|--------------------------|-----------|-----------|-----------|
| | | R | SU | U | Total | | No. | Amt. | No. | Amt. | R | SU | U | Total |
| | | | | | No. | Amt. | | | | | | | | |
| 1 | Dehradun | 789 | 77 | 996 | 56953 | 1863 | 2389 | 37 | 22169 | 548 | 32 | 30 | 47 | 42 |
| 2 | Uttarkashi | 96 | 47 | 0 | 14538 | 143 | 117 | 0 | 3453 | 26 | 53 | 39 | 0 | 43 |
| 3 | Hardwar | 1272 | 701 | 748 | 87843 | 2721 | 1328 | 2 | 11318 | 148 | 59 | 80 | 56 | 65 |
| 4 | Tehri | 147 | 18 | 0 | 22253 | 165 | 330 | 0 | 5190 | 33 | 66 | 34 | 48 | 55 |
| 5 | Pauri | 148 | 22 | 0 | 18119 | 171 | 320 | 0 | 3891 | 42 | 23 | 29 | 0 | 26 |
| 6 | Chamoli | 111 | 12 | 0 | 10328 | 123 | 82 | 1 | 3453 | 45 | 29 | 27 | 0 | 30 |
| 7 | Rudra Prayag | 140 | 0 | 0 | 9876 | 140 | 56 | 1 | 1957 | 12 | 60 | 59 | 0 | 60 |
| A | Total G.M | 2703 | 877 | 1745 | 219910 | 5324 | 4622 | 42 | 51431 | 854 | 43 | 48 | 48 | 47 |
| 8 | Almora | 117 | 366 | 0 | 24675 | 483 | 754 | 1 | 10941 | 73 | 20 | 24 | 31 | 23 |
| 9 | Bageshwar | 140 | 1 | 0 | 12455 | 142 | 106 | 0 | 3124 | 58 | 25 | 40 | 21 | 26 |
| 10 | Pithoragarh | 62 | 24 | 0 | 16485 | 85 | 357 | 1 | 6548 | 92 | 30 | 41 | 49 | 35 |
| 11 | Champawat | 121 | 11 | 0 | 8661 | 131 | 857 | 14 | 2512 | 19 | 37 | 35 | 42 | 37 |
| 12 | Naintal | 442 | 127 | 86 | 45926 | 655 | 1137 | 2 | 10286 | 276 | 46 | 36 | 53 | 46 |
| 13 | U.S. Nagar | 1078 | 1454 | 80 | 103077 | 2612 | 2537 | 4 | 20133 | 512 | 104 | 115 | 17254 | 131 |
| B | Total K.M | 1960 | 1983 | 166 | 211279 | 4109 | 5748 | 22 | 53544 | 1030 | 46 | 75 | 84 | 67 |
| C | G. TOTAL | 4663 | 2860 | 1911 | 431189 | 9433 | 10370 | 64 | 104975 | 1884 | 44 | 60 | 53 | 53 |

ANNUAL CREDIT PLAN
SECTOR WISE ACHIEVEMENTS OF ALL BANKS
PRIORITY SECTOR ADVANCE
POSITION AS ON : 30TH JUNE 2016

(in Lacs)

| S. No. | Name of the District | CROP LOAN | | | | | TERM LOAN | | | | | FARM SECTOR | | | | |
|--------|-----------------------------|-----------|---------------|--------------|---------------|-----------|-----------|---------------|--------------|--------------|-----------|-------------|---------------|--------------|---------------|-----------|
| | | Targets | | Achievement | | %age | Targets | | Achievement | | %age | Targets | | Achievements | | %age |
| | | No. | Amt. | No. | Amt. | | No. | Amt. | No. | Amt. | | No. | Amt. | No. | Amt. | |
| 1 | Dehradun | 0 | 25791 | 3491 | 5378 | 21 | 0 | 38103 | 2743 | 4744 | 12 | 0 | 63894 | 6234 | 10123 | 16 |
| 2 | Uttarkashi | 0 | 9593 | 601 | 1128 | 12 | 0 | 2652 | 73 | 301 | 11 | 0 | 12245 | 674 | 1429 | 12 |
| 3 | Hardwar | 0 | 154003 | 9251 | 21781 | 14 | 0 | 17114 | 2167 | 6569 | 38 | 0 | 171117 | 11418 | 28350 | 17 |
| 4 | Tehri | 0 | 10653 | 2314 | 1940 | 18 | 0 | 10602 | 237 | 747 | 7 | 0 | 21255 | 2551 | 2686 | 13 |
| 5 | Pauri | 0 | 5281 | 2034 | 1290 | 24 | 0 | 6742 | 624 | 277 | 4 | 0 | 12023 | 2658 | 1567 | 13 |
| 6 | Chamoli | 0 | 5522 | 439 | 246 | 4 | 0 | 5047 | 49 | 182 | 4 | 0 | 10569 | 488 | 429 | 4 |
| 7 | Rudra Prayag | 0 | 4700 | 661 | 1452 | 31 | 0 | 1260 | 125 | 443 | 35 | 0 | 5960 | 786 | 1896 | 32 |
| | Total Garhwal Mandal | 0 | 215543 | 18791 | 33216 | 15 | 0 | 81520 | 6018 | 13263 | 16 | 0 | 297063 | 24809 | 46479 | 16 |
| 8 | Almora | 0 | 10049 | 1740 | 1925 | 19 | 0 | 8506 | 1468 | 798 | 9 | 0 | 18555 | 3208 | 2723 | 15 |
| 9 | Bageshwar | 0 | 3764 | 642 | 656 | 17 | 0 | 2209 | 194 | 410 | 19 | 0 | 5973 | 836 | 1065 | 18 |
| 10 | Pithoragarh | 0 | 9847 | 1667 | 3905 | 40 | 0 | 3583 | 137 | 1515 | 42 | 0 | 13430 | 1804 | 5420 | 40 |
| 11 | Champawat | 0 | 3692 | 615 | 850 | 23 | 0 | 2602 | 157 | 326 | 13 | 0 | 6294 | 772 | 1177 | 19 |
| 12 | Naintal | 0 | 38958 | 3969 | 8542 | 22 | 0 | 23548 | 540 | 2814 | 12 | 0 | 62506 | 4509 | 11356 | 18 |
| 13 | U.S. Nagar | 0 | 293443 | 21648 | 73371 | 25 | 0 | 159041 | 2665 | 25126 | 16 | 0 | 452484 | 24313 | 98497 | 22 |
| | Total Kumaon Mandal | 0 | 359753 | 30281 | 89249 | 25 | 0 | 199489 | 5161 | 30989 | 16 | 0 | 559242 | 35442 | 120238 | 22 |
| | Grand Total | 0 | 575296 | 49072 | 122465 | 21 | 0 | 281009 | 11179 | 44252 | 16 | 0 | 856305 | 60251 | 166717 | 19 |

SLBC - 2(a)

Contd.

(in Lacs)

| S. No. | Name of the District | NON FARM SECTOR | | | | | OTHER PRIORITY SECTOR | | | | | TOTAL PSA | | | | |
|--------|-----------------------------|-----------------|---------------|--------------|---------------|-----------|-----------------------|---------------|--------------|--------------|-----------|-----------|----------------|--------------|---------------|-----------|
| | | Targets | | Achievements | | %age | Targets | | Achievements | | %age | Targets | | Achievements | | %age |
| | | No. | Amt. | No. | Amt. | | No. | Amt. | No. | Amt. | | No. | Amt. | No. | Amt. | |
| 1 | Dehradun | 0 | 161776 | 5499 | 26002 | 16 | 0 | 45394 | 3695 | 13437 | 30 | 0 | 271064 | 15428 | 49561 | 18 |
| 2 | Uttarkashi | 0 | 8135 | 348 | 467 | 6 | 0 | 4119 | 882 | 2697 | 65 | 0 | 24499 | 1904 | 4593 | 19 |
| 3 | Hardwar | 0 | 54670 | 3425 | 9030 | 17 | 0 | 90375 | 2162 | 15501 | 17 | 0 | 316162 | 17005 | 52881 | 17 |
| 4 | Tehri | 0 | 1104 | 590 | 1106 | 100 | 0 | 22050 | 282 | 3201 | 15 | 0 | 44409 | 3423 | 6994 | 16 |
| 5 | Pauri | 0 | 6016 | 2013 | 2225 | 37 | 0 | 36622 | 636 | 3586 | 10 | 0 | 54661 | 5307 | 7378 | 13 |
| 6 | Chamoli | 0 | 4499 | 355 | 699 | 16 | 0 | 16573 | 159 | 1386 | 8 | 0 | 31641 | 1002 | 2514 | 8 |
| 7 | Rudra Prayag | 0 | 530 | 251 | 290 | 55 | 0 | 12540 | 132 | 1749 | 14 | 0 | 19030 | 1169 | 3934 | 21 |
| | Total Garhwal Mandal | 0 | 236730 | 12481 | 39819 | 17 | 0 | 227673 | 7948 | 41557 | 18 | 0 | 761466 | 45238 | 127856 | 17 |
| 8 | Almora | 0 | 2617 | 752 | 1656 | 63 | 0 | 17805 | 3904 | 1758 | 10 | 0 | 38977 | 7864 | 6136 | 16 |
| 9 | Bageshwar | 0 | 2317 | 460 | 782 | 34 | 0 | 6214 | 189 | 291 | 5 | 0 | 14504 | 1485 | 2139 | 15 |
| 10 | Pithoragarh | 0 | 2125 | 625 | 1289 | 61 | 0 | 15657 | 270 | 967 | 6 | 0 | 31212 | 2699 | 7676 | 25 |
| 11 | Champawat | 0 | 4285 | 613 | 1549 | 36 | 0 | 5393 | 286 | 1010 | 19 | 0 | 15972 | 1671 | 3736 | 23 |
| 12 | Naintal | 0 | 74491 | 2352 | 16230 | 22 | 0 | 22404 | 1081 | 3546 | 16 | 0 | 159401 | 7942 | 31131 | 20 |
| 13 | U.S. Nagar | 0 | 122509 | 5663 | 42449 | 35 | 0 | 41958 | 2470 | 10281 | 25 | 0 | 616951 | 32446 | 151228 | 25 |
| | Total Kumaon Mandal | 0 | 208344 | 10465 | 63956 | 31 | 0 | 109431 | 8200 | 17852 | 16 | 0 | 877017 | 54107 | 202046 | 23 |
| | Grand Total | 0 | 445074 | 22946 | 103775 | 23 | 0 | 337104 | 16148 | 59410 | 18 | 0 | 1638483 | 99345 | 329902 | 20 |

**ANNUAL CREDIT PLAN
SECTOR WISE ACHIEVEMENTS OF ALL BANKS
NON PRIORITY SECTOR ADVANCE
FROM 01.04.2016 TO 30.06.2016**

(in Lacs)

| S. No. | Name of the Bank | SSI | | Services | | Personal | | Total Non-PSA | |
|--------|-----------------------------|-------------|-----------------|--------------|------------------|--------------|------------------|---------------|------------------|
| | | No. | Amt. | No. | Amt. | No. | Amt. | No. | Amt. |
| 1 | Dehradun | 460 | 5706.88 | 6393 | 41128.72 | 9959 | 39747.61 | 16812 | 86583.20 |
| 2 | Uttarkashi | 39 | 107.49 | 170 | 450.21 | 481 | 1471.15 | 690 | 2028.85 |
| 3 | Hardwar | 425 | 5076.24 | 2357 | 7048.91 | 2453 | 20970.36 | 5235 | 33095.51 |
| 4 | Tehri | 76 | 137 | 193 | 533.07 | 572 | 2498.67 | 841 | 3169.15 |
| 5 | Pauri | 105 | 209.00 | 520 | 2049.51 | 402 | 1057.01 | 1027 | 3315.52 |
| 6 | Chamoli | 40 | 78.90 | 167 | 746.05 | 221 | 876.64 | 428 | 1701.59 |
| 7 | Rudra Prayag | 15 | 22.64 | 146 | 357.30 | 534 | 1283.91 | 695 | 1663.85 |
| | Total Garhwal Mandal | 1160 | 11338.56 | 9946 | 52313.77 | 14622 | 67905.35 | 25728 | 131557.67 |
| 8 | Almora | 52 | 214.39 | 286 | 837.22 | 3348 | 21364.29 | 3686 | 22415.90 |
| 9 | Bageshwar | 39 | 49.67 | 91 | 199.68 | 129 | 330.32 | 259 | 579.67 |
| 10 | Pithoragarh | 433 | 1016.98 | 577 | 2203.16 | 2713 | 1408.89 | 3723 | 4629.03 |
| 11 | Champawat | 133 | 320.84 | 91 | 614.81 | 839 | 2718.13 | 1063 | 3653.78 |
| 12 | Naintal | 127 | 1004.30 | 1182 | 3925.55 | 2244 | 7970.89 | 3553 | 12900.74 |
| 13 | U.S. Nagar | 341 | 21415.28 | 2382 | 52507.12 | 2482 | 11167.20 | 5205 | 85089.60 |
| | Total Kumaon Mandal | 1125 | 24021.46 | 4609 | 60287.54 | 11755 | 44959.72 | 17489 | 129268.72 |
| | Grand Total | 2285 | 35360.02 | 14555 | 112601.31 | 26377 | 112865.07 | 43217 | 260826.39 |

**KISAN CREDIT CARD SCHEME
POSITION AS ON : 30TH JUNE 2016
FROM 01.04.2016 TO 30.06.2016**

(in Lacs)

| S. No. | Name of the Bank | Yearly Target | Card Issued | Limit Sanctioned | ATM Enabled KCC issued | % Ach. of Target | Cumulative Position Since inception | |
|--------|-----------------------------|---------------|--------------|------------------|------------------------|------------------|-------------------------------------|------------------|
| | | No. | No. | Amount | No. | | No. | Amount |
| 1 | Dehradun | 8000 | 3491 | 5378.44 | 6687 | 44 | 69215 | 36103.62 |
| 2 | Uttarkashi | 4000 | 601 | 1127.80 | 1770 | 15 | 29190 | 8862.47 |
| 3 | Hardwar | 11800 | 9251 | 21780.94 | 3750 | 78 | 130314 | 123348.18 |
| 4 | Tehri | 6000 | 2314 | 1939.65 | 5317 | 39 | 81913 | 16241.18 |
| 5 | Pauri | 8400 | 2034 | 1290.47 | 4702 | 24 | 49257 | 22827.81 |
| 6 | Chamoli | 4000 | 439 | 246.29 | 1222 | 11 | 149658 | 77543.37 |
| 7 | Rudra Prayag | 2600 | 661 | 1452.46 | 1302 | 25 | 22282 | 14629.01 |
| | Total Garhwal Mandal | 44800 | 18791 | 33216.05 | 24750 | 42 | 531829 | 299555.64 |
| 8 | Almora | 7000 | 1740 | 1924.64 | 3246 | 25 | 53972 | 20187.29 |
| 9 | Bageshwar | 3000 | 642 | 655.78 | 712 | 21 | 44089 | 41340.55 |
| 10 | Pithoragarh | 3600 | 1667 | 3905.23 | 6774 | 46 | 64862 | 23716.61 |
| 11 | Champawat | 3000 | 615 | 850.12 | 1895 | 21 | 9899 | 4441.55 |
| 12 | Naintal | 14600 | 3969 | 8542.18 | 3221 | 27 | 108803 | 77914.32 |
| 13 | U.S. Nagar | 24000 | 21648 | 73371.48 | 22827 | 90 | 265965 | 432910.43 |
| | Total Kumaon Mandal | 55200 | 30281 | 89249.43 | 38675 | 55 | 547590 | 600510.75 |
| | Grand Total | 100000 | 49072 | 122465.48 | 63425 | 49 | 1079419 | 900066.39 |

CREDIT FLOW TO AGRICULTURE SECTOR :
PROGRESS MADE UPTO THE MONTH OF 30TH JUNE 2016
FROM 01.04.2016 TO 30.06.2016

(in Lacs)

| S. No. | Name of the Bank | Nos. of Semi-Urban & Rural Brs. | Disbursement/Loans issued (1) | | | | | |
|--------|-----------------------------|---------------------------------|-------------------------------|------------------|--------------|-----------------|--------------|------------------|
| | | | Crop Loan | | Term Loan | | Total Loan | |
| | | | No. | Amt. | No. | Amt. | No. | Amt. |
| 1 | Dehradun | 264 | 3491 | 5378.44 | 2743 | 4744.36 | 6234 | 10122.80 |
| 2 | Uttarkashi | 59 | 601 | 1127.80 | 73 | 301.19 | 674 | 1428.99 |
| 3 | Hardwar | 164 | 9251 | 21780.94 | 2167 | 6569.20 | 11418 | 28350.14 |
| 4 | Tehri | 121 | 2314 | 1939.65 | 237 | 746.50 | 2551 | 2686.15 |
| 5 | Pauri | 190 | 2034 | 1290.47 | 624 | 276.72 | 2658 | 1567.19 |
| 6 | Chamoli | 88 | 439 | 246.29 | 49 | 182.32 | 488 | 428.61 |
| 7 | Rudra Prayag | 48 | 661 | 1452.46 | 125 | 443.08 | 786 | 1895.54 |
| | Total Garhwal Mandal | 934 | 18791 | 33216.05 | 6018 | 13263.37 | 24809 | 46479.42 |
| 8 | Almora | 135 | 1740 | 1924.64 | 1468 | 798.05 | 3208 | 2722.69 |
| 9 | Bageshwar | 46 | 642 | 655.78 | 194 | 409.67 | 836 | 1065.45 |
| 10 | Pithoragarh | 96 | 1667 | 3905.23 | 137 | 1514.89 | 1804 | 5420.12 |
| 11 | Champawat | 47 | 615 | 850.12 | 157 | 326.43 | 772 | 1176.55 |
| 12 | Naintal | 169 | 3969 | 8542.18 | 540 | 2813.59 | 4509 | 11355.77 |
| 13 | U.S. Nagar | 289 | 21648 | 73371.48 | 2665 | 25125.98 | 24313 | 98497.46 |
| | Total Kumaon Mandal | 782 | 30281 | 89249.43 | 5161 | 30988.61 | 35442 | 120238.04 |
| | Grand Total | 1716 | 49072 | 122465.48 | 11179 | 44251.98 | 60251 | 166717.46 |

ADVANCES TO M.S.M.E SECTOR
POSITION AS ON 30TH JUNE 2016

(in Crores)

| S. No. | Name of the Bank | Total Micro & Small Enterprise | | | | Credit to Medium Enterprises | | | |
|--------|-----------------------------|--------------------------------|----------------|----------------|----------------|------------------------------|----------------|----------------|----------------|
| | | Manufacturing Sector | | Service Sector | | Manufacturing Sector | | Service Sector | |
| | | No. | Amt. | No. | Amt. | No. | Amt. | No. | Amt. |
| 1 | Dehradun | 5407 | 1018.39 | 44022 | 2711.02 | 182 | 1236.68 | 285 | 450.97 |
| 2 | Uttarkashi | 1317 | 62.27 | 3846 | 185.94 | 16 | 1.38 | 71 | 205.27 |
| 3 | Hardwar | 7257 | 1032.35 | 41603 | 859.67 | 148 | 482.60 | 278 | 71.25 |
| 4 | Tehri | 1290 | 41.55 | 5690 | 213.70 | 11 | 8.05 | 4 | 1.11 |
| 5 | Pauri | 1241 | 134.39 | 5781 | 334.68 | 77 | 7.11 | 1735 | 428.96 |
| 6 | Chamoli | 1280 | 64.46 | 3144 | 114.37 | 45 | 2.00 | 11 | 0.99 |
| 7 | Rudra Prayag | 1449 | 28.75 | 3395 | 79.47 | 3 | 0.44 | 55 | 2.90 |
| | Total Garhwal Mandal | 19241 | 2382.17 | 107481 | 4498.85 | 482 | 1738.26 | 2439 | 1161.45 |
| 8 | Almora | 3656 | 77.87 | 18383 | 223.77 | 7 | 0.21 | 8 | 0.75 |
| 9 | Bageshwar | 2509 | 40.23 | 2741 | 80.49 | 15 | 1.01 | 5 | 0.46 |
| 10 | Pithoragarh | 3847 | 83.52 | 9425 | 268.58 | 1 | 0.03 | 1 | 0.01 |
| 11 | Champawat | 1002 | 42.54 | 4274 | 115.11 | 2 | 0.00 | 0 | 0.00 |
| 12 | Naintal | 4756 | 1074.08 | 25545 | 914.36 | 200 | 655.01 | 167 | 110.21 |
| 13 | U.S. Nagar | 7736 | 1386.38 | 34024 | 1188.69 | 749 | 1813.85 | 192 | 166.87 |
| | Total Kumaon Mandal | 23506 | 2704.61 | 94392 | 2791.00 | 974 | 2470.11 | 373 | 278.30 |
| | Grand Total | 42747 | 5086.77 | 201873 | 7289.85 | 1456 | 4208.37 | 2812 | 1439.75 |

SLBC - 33(a)

Contd.

(in Crores)

| S. No. | Name of the Bank | Total M.S.M.E | | | |
|--------|-----------------------------|----------------------|----------------|----------------|----------------|
| | | Manufacturing Sector | | Service Sector | |
| | | No. | Amt. | No. | Amt. |
| 1 | Dehradun | 5589 | 2255.07 | 44307 | 3161.99 |
| 2 | Uttarkashi | 1333 | 63.65 | 3917 | 391.21 |
| 3 | Hardwar | 7405 | 1514.95 | 41881 | 930.92 |
| 4 | Tehri | 1301 | 49.60 | 5694 | 214.81 |
| 5 | Pauri | 1318 | 141.50 | 7516 | 763.64 |
| 6 | Chamoli | 1325 | 66.46 | 3155 | 115.36 |
| 7 | Rudra Prayag | 1452 | 29.19 | 3450 | 82.37 |
| | Total Garhwal Mandal | 19723 | 4120.43 | 109920 | 5660.30 |
| 8 | Almora | 3663 | 78.08 | 18391 | 224.52 |
| 9 | Bageshwar | 2524 | 41.24 | 2746 | 80.95 |
| 10 | Pithoragarh | 3848 | 83.55 | 9426 | 268.59 |
| 11 | Champawat | 1004 | 42.54 | 4274 | 115.11 |
| 12 | Naintal | 4956 | 1729.09 | 25712 | 1024.57 |
| 13 | U.S. Nagar | 8485 | 3200.23 | 34216 | 1355.56 |
| | Total Kumaon Mandal | 24480 | 5174.72 | 94765 | 3069.30 |
| | Grand Total | 44203 | 9295.14 | 204685 | 8729.60 |

SLBC-33A-(a)**PROGRESS OF MUDRA LOAN UNDER PMMY**

AS ON 30TH JUNE 2016

(in Lacs)

| S. No. | Name of the District | SHISHU UPTO 50000/- | | | | | | | |
|--------|-----------------------------|------------------------|---------------|------------|---------------|-------------|---------------|-------------|----------------|
| | | Manufacturing | | Trading | | Service | | Total | |
| | | No. | Amt. | No. | Amt. | No. | Amt. | No. | Amt. |
| 1 | Dehradun | 127 | 57.36 | 225 | 92.39 | 293 | 83.88 | 645 | 233.63 |
| 2 | Uttarkashi | 8 | 3.40 | 53 | 22.03 | 113 | 35.55 | 174 | 60.98 |
| 3 | Hardwar | 38 | 14.57 | 146 | 61.77 | 240 | 95.88 | 424 | 172.22 |
| 4 | Tehri | 5 | 1.80 | 64 | 28.90 | 197 | 92.55 | 266 | 123.25 |
| 5 | Pauri | 9 | 4.64 | 38 | 19.35 | 55 | 30.18 | 102 | 54.17 |
| 6 | Chamoli | 3 | 1.02 | 35 | 12.07 | 33 | 14.75 | 71 | 27.84 |
| 7 | Rudra Prayag | 5 | 1.30 | 22 | 9.95 | 21 | 7.94 | 48 | 19.19 |
| | Total Garhwal Mandal | 195 | 84.09 | 583 | 246.46 | 952 | 360.73 | 1730 | 691.28 |
| 8 | Almora | 13 | 6.05 | 50 | 18.65 | 40 | 13.31 | 103 | 38.01 |
| 9 | Bageshwar | 8 | 3.05 | 17 | 5.94 | 23 | 8.54 | 48 | 17.53 |
| 10 | Pithoragarh | 6 | 2.70 | 23 | 15.80 | 24 | 10.72 | 53 | 29.22 |
| 11 | Champawat | 2 | 1.00 | 19 | 8.03 | 12 | 4.12 | 33 | 13.15 |
| 12 | Naintal | 72 | 24.56 | 122 | 55.42 | 158 | 45.92 | 352 | 125.90 |
| 13 | U.S. Nagar | 48 | 20.85 | 128 | 55.87 | 133 | 27.84 | 309 | 104.56 |
| | Total Kumaon Mandal | 149 | 58.21 | 359 | 159.71 | 390 | 110.45 | 898 | 328.37 |
| | Grand Total | 344 | 142.30 | 942 | 406.17 | 1342 | 471.18 | 2628 | 1019.65 |

PROGRESS OF MUDRA LOAN UNDER PMMY
AS ON 30TH JUNE 2016

(in Lacs)

| S. No. | Name of the District | KISHORE ABOVE 50 K UPTO 5 LAC | | | | | | | |
|--------|-----------------------------|----------------------------------|----------------|-------------|----------------|-------------|----------------|-------------|----------------|
| | | Manufacturing | | Trading | | Service | | Total | |
| | | No. | Amt. | No. | Amt. | No. | Amt. | No. | Amt. |
| 1 | Dehradun | 162 | 386.26 | 240 | 636.18 | 241 | 668.28 | 643 | 1690.72 |
| 2 | Uttarkashi | 15 | 27.68 | 33 | 59.90 | 118 | 159.43 | 166 | 247.01 |
| 3 | Hardwar | 71 | 119.10 | 140 | 364.78 | 186 | 450.06 | 397 | 933.94 |
| 4 | Tehri | 12 | 31.40 | 46 | 113.67 | 124 | 272.85 | 182 | 417.92 |
| 5 | Pauri | 9 | 28.72 | 56 | 147.39 | 100 | 214.47 | 165 | 390.58 |
| 6 | Chamoli | 4 | 5.05 | 46 | 110.36 | 34 | 55.69 | 84 | 171.10 |
| 7 | Rudra Prayag | 1 | 1.00 | 28 | 58.00 | 27 | 71.33 | 56 | 130.33 |
| | Total Garhwal Mandal | 274 | 599.21 | 589 | 1490.28 | 830 | 1892.11 | 1693 | 3981.60 |
| 8 | Almora | 25 | 58.41 | 58 | 149.72 | 54 | 137.05 | 137 | 345.18 |
| 9 | Bageshwar | 18 | 41.03 | 19 | 45.93 | 33 | 77.36 | 70 | 164.32 |
| 10 | Pithoragarh | 44 | 70.64 | 85 | 254.64 | 46 | 101.47 | 175 | 426.75 |
| 11 | Champawat | 10 | 39.46 | 41 | 82.14 | 43 | 99.40 | 94 | 221.00 |
| 12 | Naintal | 27 | 52.01 | 101 | 222.79 | 166 | 314.49 | 294 | 589.29 |
| 13 | U.S. Nagar | 118 | 251.85 | 123 | 157.50 | 156 | 358.69 | 397 | 768.04 |
| | Total Kumaon Mandal | 242 | 513.40 | 427 | 912.72 | 498 | 1088.46 | 1167 | 2514.58 |
| | Grand Total | 516 | 1112.61 | 1016 | 2403.00 | 1328 | 2980.57 | 2860 | 6496.18 |

PROGRESS OF MUDRA LOAN UNDER PMMY
AS ON 30TH JUNE 2016

(in Lacs)

| S. No. | Name of the District | TARUN ABOVE 5 LAC UPTO 10 LAC | | | | | | | |
|--------|-----------------------------|----------------------------------|---------------|------------|----------------|------------|----------------|------------|----------------|
| | | Manufacturing | | Trading | | Service | | Total | |
| | | No. | Amt. | No. | Amt. | No. | Amt. | No. | Amt. |
| 1 | Dehradun | 43 | 280.21 | 78 | 566.10 | 136 | 643.18 | 257 | 1489.49 |
| 2 | Uttarkashi | 2 | 18.00 | 4 | 22.60 | 15 | 92.01 | 21 | 132.61 |
| 3 | Hardwar | 7 | 55.07 | 29 | 183.17 | 54 | 241.49 | 90 | 479.73 |
| 4 | Tehri | 4 | 26.93 | 33 | 75.60 | 41 | 244.09 | 78 | 346.62 |
| 5 | Pauri | 8 | 79.50 | 17 | 120.33 | 11 | 103.50 | 36 | 303.33 |
| 6 | Chamoli | 0 | 0.00 | 4 | 19.60 | 5 | 37.00 | 9 | 56.60 |
| 7 | Rudra Prayag | 1 | 8.50 | 4 | 37.00 | 3 | 20.65 | 8 | 66.15 |
| | Total Garhwal Mandal | 65 | 468.21 | 169 | 1024.40 | 265 | 1381.92 | 499 | 2874.53 |
| 8 | Almora | 0 | 0.00 | 9 | 74.73 | 18 | 142.10 | 27 | 216.83 |
| 9 | Bageshwar | 4 | 35.50 | 4 | 38.00 | 7 | 56.15 | 15 | 129.65 |
| 10 | Pithoragarh | 3 | 29.04 | 8 | 79.00 | 7 | 59.35 | 18 | 167.39 |
| 11 | Champawat | 2 | 14.50 | 5 | 41.74 | 14 | 86.09 | 21 | 142.33 |
| 12 | Naintal | 4 | 31.20 | 26 | 203.13 | 50 | 324.51 | 80 | 558.84 |
| 13 | U.S. Nagar | 22 | 89.76 | 36 | 196.04 | 49 | 411.09 | 107 | 696.89 |
| | Total Kumaon Mandal | 35 | 200.00 | 88 | 632.64 | 145 | 1079.29 | 268 | 1911.93 |
| | Grand Total | 100 | 668.21 | 257 | 1657.04 | 410 | 2461.21 | 767 | 4786.46 |

PROGRESS OF MUDRA LOAN UNDER PMMY

AS ON 30TH JUNE 2016

(in Lacs)

| S. No. | Name of the District | All Total MUDRA | | | | | | | |
|--------|-----------------------------|-----------------|----------------|-------------|----------------|-------------|----------------|-------------|-----------------|
| | | Manufacturing | | Trading | | Service | | Total | |
| | | No. | Amt. | No. | Amt. | No. | Amt. | No. | Amt. |
| 1 | Dehradun | 332 | 723.83 | 543 | 1294.67 | 670 | 1395.34 | 1545 | 3413.84 |
| 2 | Uttarkashi | 25 | 49.08 | 90 | 104.53 | 246 | 286.99 | 361 | 440.60 |
| 3 | Hardwar | 116 | 188.74 | 315 | 609.72 | 480 | 787.43 | 911 | 1585.89 |
| 4 | Tehri | 21 | 60.13 | 143 | 218.17 | 362 | 609.49 | 526 | 887.79 |
| 5 | Pauri | 26 | 112.86 | 111 | 287.07 | 166 | 348.15 | 303 | 748.08 |
| 6 | Chamoli | 7 | 6.07 | 85 | 142.03 | 72 | 107.44 | 164 | 255.54 |
| 7 | Rudra Prayag | 7 | 10.80 | 54 | 104.95 | 51 | 99.92 | 112 | 215.67 |
| | Total Garhwal Mandal | 534 | 1151.51 | 1341 | 2761.14 | 2047 | 3634.76 | 3922 | 7547.41 |
| 8 | Almora | 38 | 64.46 | 117 | 243.10 | 112 | 292.46 | 267 | 600.02 |
| 9 | Bageshwar | 30 | 79.58 | 40 | 89.87 | 63 | 142.05 | 133 | 311.50 |
| 10 | Pithoragarh | 53 | 102.38 | 116 | 349.44 | 77 | 171.54 | 246 | 623.36 |
| 11 | Champawat | 14 | 54.96 | 65 | 131.91 | 69 | 189.61 | 148 | 376.48 |
| 12 | Naintal | 103 | 107.77 | 249 | 481.34 | 374 | 684.92 | 726 | 1274.03 |
| 13 | U.S. Nagar | 188 | 362.46 | 287 | 409.41 | 338 | 797.62 | 813 | 1569.49 |
| | Total Kumaon Mandal | 426 | 771.61 | 874 | 1705.07 | 1033 | 2278.20 | 2333 | 4754.88 |
| | Grand Total | 960 | 1923.12 | 2215 | 4466.21 | 3080 | 5912.96 | 6255 | 12302.29 |